


**KUP Series Panel Plug-in Relay**

- AC coils: 5-240VAC, 50/60 Hz.; DC coils 6-110VDC
- Contact arrangements of 1 form X, 1-3 form A and 1-4 form C
- Wide selection of termination and mounting styles
- PC terminals available
- Push-to-test button and indicator lamp options
- Sockets available for panel, DIN rail or PCB mounting
- Class B coil insulation



Typical applications

Vending, commercial sewing, tool/die equipment, robotics, timers, welding, HVAC, medical, power generators

**Approvals**

UL E22575; CSA LR15734

Technical data of approved types on request

**Contact Data**

Contact arrangement	1 Form X (NO-DM); 1-3 Form A (NO); 1-4 Form C (CO)		
Rated voltage	240VAC		
Rated current	10A		
Contact material	Ag	AgCdO	AgSnOInO
Min. recommended contact load	100mA, 12VDC	300mA, 12VDC	300mA, 12VDC
Frequency of operation	360 ops./hr	360 ops./hr	360 ops./hr
Operate/releases time max.	15/10ms		
Bounce time max.	17ms		

**Contact ratings**

Type	Load	Cycles
<b>UL 508</b>		
Ag, 1, 2 and 3 pole		
	5A, 240VAC	
	5A, 28VDC	
	1/6HP, 120VAC	
	2.5A, 120VAC, tungsten	
	1/3HP, 240VAC	
	0.5A, 120VDC	
	5FLA, 15LRA, 250VAC	
Ag, 4 pole		
	5A, 240VAC	
	2.5A, 120VAC, tungsten	
	0.5A, 120VDC	
	1/6HP, 120VAC	
	1/3HP, 240VAC	
AgCdO, 1, 2 and 3 pole		
	10A, 240VAC	
	10A, 32VDC	
	5FLA, 15LRA, 250VAC	
	1/3HP, 120VAC	
	5A, 120VAC, tungsten	
	1/2HP, 250VAC	
	0.5A, 125VDC	
	10FLA, 40LRA, 125VAC	
	3A, 600VAC	
	1/2HP, 480VAC	
	1/2HP, 600VAC	
	1HP, 480 VAC, 3 phase	
AgCdO, 4 pole		
	10A, 240VAC	
	5A, 120VAC, tungsten	
	0.5A, 120VDC	
	10A, 28VDC, resistive	
	10FLA, 30LRA, 125VAC	
	5FLA, 15LRA, 250 VAC	30x10 <sup>3</sup>
	125VA, 250 VAC	

AgCdO, 4 pole (continued)

1/3HP, 120VAC

1/2HP, 250VAC

Total load not to exceed 30 A, 28 VDC, 120 VAC and 20 A, 250 VAC

AgSnOInO

10A, 277VAC, pf = 0.8

100x10<sup>3</sup>

Mechanical endurance 10x10<sup>6</sup> ops.

**Coil Data**

Coil voltage range	5 to 110VDC 6 to 240VAC			
Coil insulation system according UL	Class B			
<b>Coil versions, DC coil</b>				
Coil code	Rated voltage VDC	Operate voltage VDC	Coil resistance Ω±10%	Rated power W
1, 2 and 3 pole				
5	5	3.75	21	1.2
6	6	4.5	32.1	1.125
12	12	9.0	120	1.2
24	24	18.0	472	1.25
48	48	36.0	1800	1.3
110	110	82.5	10000	1.25
4 pole				
5	5	3.75	14	1.8
6	6	4.5	20	1.8
12	12	9.0	80	1.8
24	24	18.0	320	1.8
48	48	36.0	1250	1.85
110	110	82.5	6720	1.8

All figures are given for coil without preenergization, at ambient temperature +23°C.

**Coil versions, AC coil**

Coil code	Rated voltage VAC	Operate voltage VAC	Coil resistance Ω±15%	Rated power VA
1 and 2 pole				
6	6	5.1	6	2.0
12	12	10.2	24	2.0
24	24	20.4	85	2.0
120	120	102.0	2250	2.1
240	240	204.0	9110	2.1
3 and 4 pole				
6	6	5.1	4.2	2.8
12	12	10.2	18	2.8
24	24	20.4	72	2.8
120	120	102.0	1700	2.9
240	240	204.0	7200	2.9

All figures are given for coil without preenergization, at ambient temperature +23°C.

**KUP Series Panel Plug-in Relay (Continued)**

**Insulation Data**

Initial dielectric strength	
between open contacts	1200V <sub>rms</sub>
between contact and coil	2200V <sub>rms</sub>
between adjacent contacts	2200V <sub>rms</sub>
Initial insulation resistance	
between insulated elements	100MΩ, 500VDC

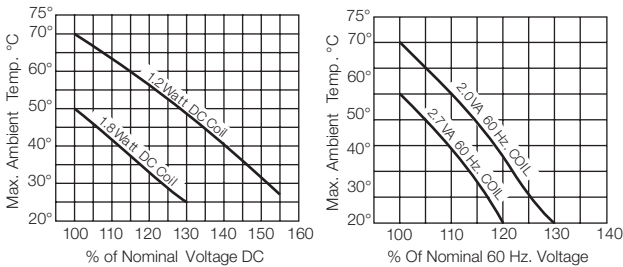
**Other Data**

Material compliance: EU RoHS/ELV, China RoHS, REACH, Halogen content refer to the Product Compliance Support Center at [www.te.com/customersupport/rohssupportcenter](http://www.te.com/customersupport/rohssupportcenter).

**Ambient temperature**

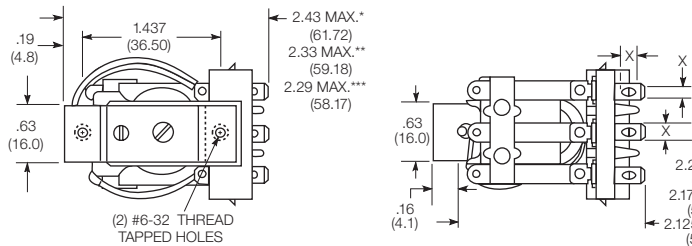
DC coil	Enclosed relays, 4 pole: -45°C to 50°C
	Enclosed relays, 1-3 pole: -45°C to 70°C
	Open relays: 15°C higher maximum
AC coil	Enclosed relays, 3 and 4 pole: -45°C to +45°C
	Enclosed relays, 1 and 2 pole: -45°C to +55°C
	Open relays: 15°C higher maximum

**Maximum allowable ambient temperature vs voltage (KUP enclosed)**

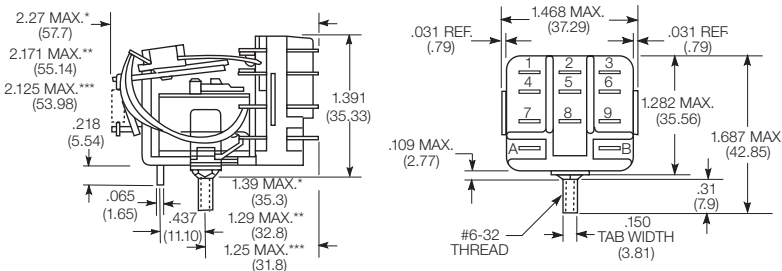


**Dimensions**

**KU bracket type**



**KU stud type**



**Seated Heights For KU (open) Relays**

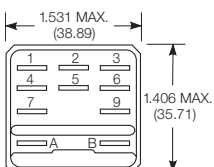
- 1.391" (35.33mm) for #6-32 stud with .218" (5.54mm) locating tab.
- 1.52" (38.6mm) for bracket with 2-#6 32 tapped holes.
- 1.282" (32.56mm) for #6-32 tapped core with .125" (3.18mm) or .218" (5.54mm) locating tab.
- 2.046" (51.97mm) for relay with printed circuit terminals.

STUD TYPE also available with .125" (3.18mm) tab, as well as without stud and locating tab. Models without stud have core tapped #6-32 THREAD, .25" (6.4mm) minimum depth.

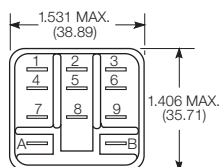
- \*Dimensions with .250" (6.35mm) terminals.
- \*\* Dimensions with .110" (2.79mm) or .205" (5.21mm) terminals.
- \*\*\* Dimensions with .187" (4.75mm) terminals.

**Relay front diagrams**

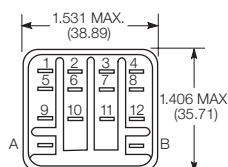
**Models with 6.35mm (.250) QC terminals**



**1-3 pole models with all other terminals**



**4 pole models**



**Other Data (continued)**

Category of environmental protection	
IEC 61810	RT0 - open relay; RTI - dust protected
Terminal type	
	Quick connects (QC), .187, .205 or .250; PCB-THT
Terminal retention, push force	
QC .205	17 lbs for 3s
QC .187, QC .250, PCB	25 lbs for 3s
Weight	
	85g
Packaging/unit	
	tray/25 pcs., box/150pcs.

**Accessories**

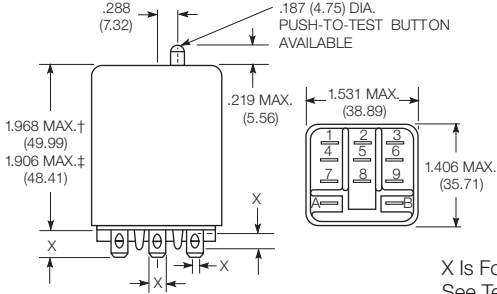
For details see datasheet      Sockets and Accessories, KUP Relays

Product Code	Description
27E893	DIN socket (use 20C318 clip)
27E121	Track mount socket (use 20C314 clips)
27E043	Chassis mount/solder eyelet socket (use 20C254 clip)
27E046	Chassis mount/PCB socket (use 20C254 clip)
27E067	Chassis mount/quick connect socket (use 20C254 clip)
27E396	Snap-in/quick connect socket (use 20C254 clip)

**KUP Series Panel Plug-in Relay (Continued)**

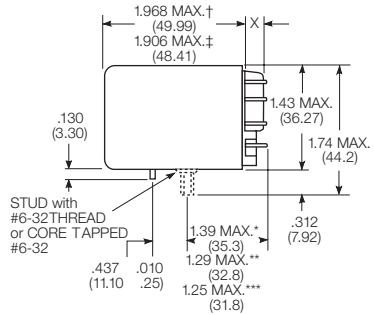
**Dimensions (continued)**

**KUP plain case**

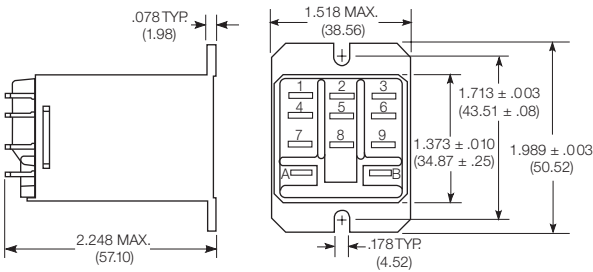


X Is For Terminal Dimensions.  
See Terminal Drawings.

**KUP core / stud mount case**



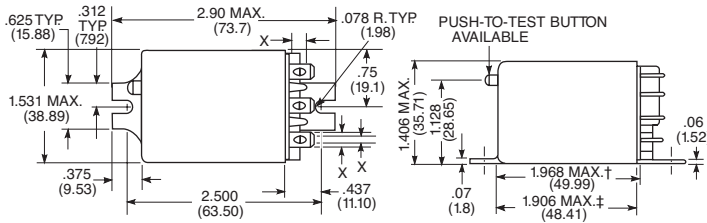
**KUP top flange case**



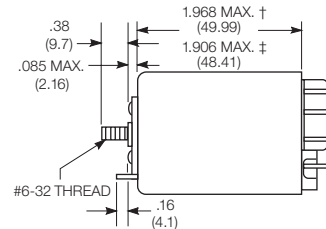
† Dimensions with .250" (6.35mm) terminals.  
‡ Dimensions with .187" (4.75mm and .205" 5.21mm) terminals.

\*Dimensions with .250" (6.35mm) terminals.  
\*\* Dimensions with .110" (2.79mm) or .205" (5.21mm) terminals.  
\*\*\* Dimensions with .187" (4.75mm) terminals.

**KUP bracket mount case**

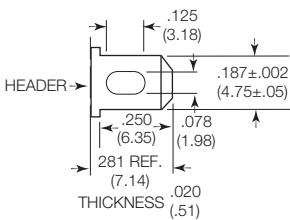


**KUP stud on end case**

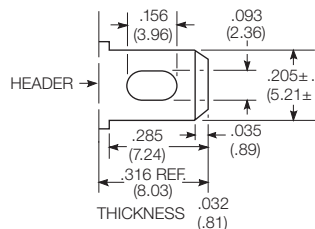


**Terminal dimensions**

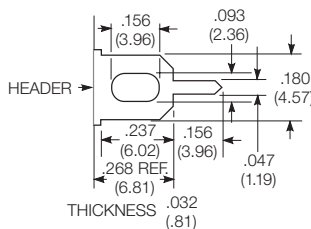
**4.75mm (.187) quick connect**



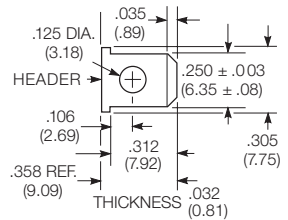
**5.21mm (.205) quick connect**



**1.19mm (.047) printed circuit**

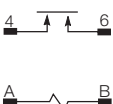


**6.35mm (.250) quick connect**



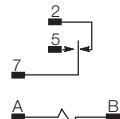
**Terminal assignment**

**1 Form X**



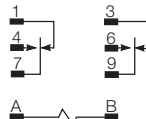
**1 Form C**

1 Form A (delete 2)



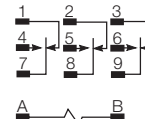
**2 Form C**

2 Form A (delete 1 & 3)

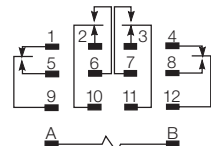


**3 Form C**

3 Form A (delete 1, 2 & 3)



**4 Form C**

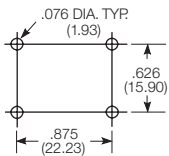


**KUP Series Panel Plug-in Relay** (Continued)

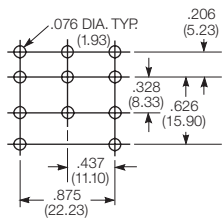
**PCB layout**

Bottom view on solder pins

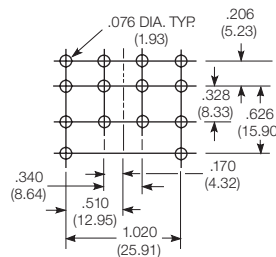
1 form X version



3 pole version  
(Omit unnecessary holes for form A and 2 pole types)



4 pole version



**Product code structure**

Typical product code **KUP -14 A 1 5 -120**

Type	<b>KU</b> Open style relay	<b>KUP</b> Enclosed relay
Contact arrangement	<b>1</b> 1 form A (1 NO) <b>7</b> 2 form A (2 NO) <b>14</b> 3 form C (3 CO)	<b>3</b> 1 form X (1 NO-DM) <b>11</b> 2 form C (2 CO) <b>17</b> 4 form C (4 CO) <b>5</b> 1 form C (1 CO) <b>12</b> 3 form A (3 NO)
Coil Input	<b>A</b> AC, 50/60Hz	<b>D</b> DC

**Mounting and options**

**KU**

- 1** #6-32 mounting stud, 5.54mm (.218in) locating tab
- 3** #6-32 tapped core, 3.18mm (.125in) locating tab
- 4** #6-32 tapped core, 5.54mm (.218in) locating tab
- 5** #6-32 tapped core, no locating tab

**KUP**

- 1** Socket mount (plain) case
  - 2** Socket mount (plain) case with push-to-test button 1)
  - 3** Socket mount (plain) case with indicator lamp 2)
  - 4** Socket mount (plain) case with indicator lamp and push-to-test button 1) 2)
  - 5** Bracket mount case
  - A** Plain case with #6-32 stud and locating tab
  - E** Plain case with #6-32 tapped core and locating tab
  - T** Top flange case 1)
- 1) Not available with four pole models (Contact arrangement 17).  
2) Indicator lamps are available on models with the following coils: 6-24VAC and VDC, 110VDC and 120-240VAC. Only models with 120-240VAC coils are UL recognized.

**Terminal and contact material**

**1 and 2 pole models**

- |  |   |
|--|---|
| <b>1</b> 4.75mm (.187in) quick connect/solder; Ag, 5A        | <b>3</b> 1.19mm (.047in) PCB; Ag, 5A                      |
| <b>5</b> 4.75mm (.187in) quick connect/solder; AgCdO, 10A    | <b>7</b> 1.19mm (.047in) PCB; AgCdO, 10A                  |
| <b>J</b> 6.35mm (.250in) quick connect/solder; Ag, 5A        | <b>K</b> 6.35mm (.250in) quick connect/solder; AgCdO, 10A |
| <b>P</b> 4.75mm (.187in) quick connect/solder; AgSnOInO, 10A | <b>S</b> 1.19mm (.047in) PCB, AgSnOInO; 10A               |
| <b>W</b> 6.35mm (.250in) quick connect/solder; AgSnOInO, 10A |   |

**3 pole models**

- |  |   |
|--|---|
| <b>1</b> 4.75mm (.187in) quick connect/solder; Ag, 5A        | <b>3</b> 1.19mm (.047in) PCB; Ag, 5A        |
| <b>5</b> 4.75mm (.187in) quick connect/solder; AgCdO, 10A    | <b>7</b> 1.19mm (.047in) PCB; AgCdO, 10A    |
| <b>P</b> 4.75mm (.187in) quick connect/solder; AgSnOInO, 10A | <b>S</b> 1.19mm (.047in) PCB, AgSnOInO; 10A |

**4 pole models**

- |   |  |
|---|--|
| <b>1</b> 4.75mm (.187in) quick connect/solder; Ag, 5A 3)        | <b>3</b> 1.19mm (.047in) PCB; Ag, 5A                         |
| <b>4</b> 2.79mm (.110in) quick connect/solder; Ag, 5A           | <b>5</b> 4.75mm (.187in) quick connect/solder; AgCdO, 10A 3) |
| <b>7</b> 1.19mm (.047in) PCB; AgCdO, 10A                        | <b>9</b> 2.79mm (.110in) quick connect/solder; AgCdO, 10A    |
| <b>P</b> 4.75mm (.187in) quick connect/solder; AgSnOInO, 10A 3) | <b>S</b> 1.19mm (.047in) PCB, AgSnOInO; 10A                  |
| <b>U</b> 2.79mm (.110in) quick connect/solder; AgSnOInO, 10A 2) |  |

3) 4 pole KUP with 4.75mm (.187in) terminals will not plug into sockets. Must use 2.79mm (.110) terminals for socket mounting.

**Au flashed contact option**

- Leave Blank** No Au flashing on contacts
- F** Optional Au flashing on contacts

**Coil voltage**

Coil code: please refer to coil versions table

**KUP Series Panel Plug-in Relay** (Continued)

Product Code	Arrangement	Material	Coil	Terminals	Mounting	Part Number		
KUP-5A15-24	1 form C, 1 CO	AgCdO	24VAC	4.75mm (.187in) QC	Socket mount, plain case	6-1393118-0		
KUP-5A15-120			120VAC			5-1393118-9		
KUP-5A15-240			240VAC			6-1393118-1		
KUP-5A55-120			120VAC			Bracket mount case	6-1393118-3	
KUP-5D15-12			12VDC			Socket mount, plain case	6-1393118-6	
KUP-5D15-24			24VDC			6-1393118-7		
KUP-5D55-12			12VDC			Bracket mount case	7-1393118-0	
KUP-5D55-24	24VDC	7-1393118-1						
KUP-11A11-120	2 form C, 2 CO	Ag	120VAC	4.75mm (.187in) QC	Socket mount, plain case	1-1393117-7		
KUP-11A15-12		AgCdO	12VDC		1-1393117-8			
KUP-11A15-24			24VAC		2-1393117-1			
KUP-11A15-120			120VAC		1-1393117-9			
KUP-11A15-240			240VAC		2-1393117-2			
KUP-11A35-120			120VAC		Socket mount case w/ indicator lamp	2-1393117-5		
KUP-11A55-24			24VAC		Bracket mount case	3-1393117-0		
KUP-11A55-120			120VAC		2-1393117-9			
KUP-11AT5-120					Top flange case	1-1393117-4		
KUP-11D11-24		Ag	24VDC		Socket mount, plain case	4-1393117-2		
KUP-11D15-5		AgCdO	5VDC		4-1393117-8			
KUP-11D15-12			12VDC		4-1393117-4			
KUP-11D15-24			24VDC		4-1393117-5			
KUP-11D15-36			36VDC		4-1393117-6			
KUP-11D15-110			110VDC		4-1393117-3			
KUP-11D35-24		24VDC	Socket mount case w/ indicator lamp	5-1393117-3				
KUP-11D55-6		6VDC	Bracket mount case	6-1393117-0				
KUP-11D55-12		12VDC	5-1393117-6					
KUP-11D55-24		24VDC	5-1393117-8					
KUP-11D55-48		48VDC	5-1393117-9					
KUP-11D55-110		110VDC	5-1393117-5					
KUP-14A11-120	3 form C, 3 CO	Ag	120VAC	4.75mm (.187in) QC	Socket mount, plain case	7-1393117-3		
KUP-14A15-12		AgCdO	12VAC		7-1393117-7			
KUP-14A15-24			24VAC		7-1393117-9			
KUP-14A15-120			120VAC		7-1393117-8			
KUP-14A15-240			240VAC		8-1393117-0			
KUP-14A25-120			120VAC		Socket mount w/ test button	8-1393117-3		
KUP-14A35-120					Socket mount w/ indicator lamp	8-1393117-7		
KUP-14A35-240			240VAC		8-1393117-9			
KUP-14A35F-120		AgCdO w/ Au flash	120VAC		9-1393117-0			
KUP-14A45-120		AgCdO			Socket mount w/ test button, indicator lamp	9-1393117-4		
KUP-14A55-24			24VAC		Bracket mount case	1393118-2		
KUP-14A55-120			120VAC		9-1393117-9			
KUP-14A55-240			240VAC		1393118-3			
KUP-14D11-24		Ag	24VDC		Socket mount, plain case	1-1393118-0		
KUP-14D15-6		AgCdO	6VDC		1-1393118-8			
KUP-14D15-12			12VDC		1-1393118-3			
KUP-14D15-24			24VDC		1-1393118-4			
KUP-14D15-48			48VDC		1-1393118-7			
KUP-14D15-110			110VDC		1-1393118-2			
KUP-14D25-24			24VDC		Socket mount w/ test button	2-1393118-3		
KUP-14D35-24					Socket mount w/ indicator lamp	2-1393118-7		
KUP-14D35-110			110VDC		2-1393118-6			
KUP-14D35F-110		AgCdO w/ Au flash			2-1393118-9			
KUP-14D45-110		AgCdO			Socket mount w/ test button, indicator lamp	3-1393118-1		
KUP-14D55-12			12VDC		Bracket mount case	3-1393118-7		
KUP-14D55-24			24VDC		3-1393118-8			
KUP-17A19-120		4 form C, 4 CO			120VAC	2.79mm (.110in) QC	Socket mount, plain case	4-1393118-2
KUP-17A55-24					24VAC		Bracket mount case	4-1393118-6
KUP-17D19-24					24VDC		Socket mount, plain case	5-1393118-0
KUP-17D55-24					24VDC		Bracket mount case	5-1393118-3

## Данный компонент на территории Российской Федерации

### Вы можете приобрести в компании MosChip.

Для оперативного оформления запроса Вам необходимо перейти по данной ссылке:

<http://moschip.ru/get-element>

Вы можете разместить у нас заказ для любого Вашего проекта, будь то серийное производство или разработка единичного прибора.

В нашем ассортименте представлены ведущие мировые производители активных и пассивных электронных компонентов.

Нашей специализацией является поставка электронной компонентной базы двойного назначения, продукции таких производителей как XILINX, Intel (ex.ALTERA), Vicor, Microchip, Texas Instruments, Analog Devices, Mini-Circuits, Amphenol, Glenair.

Сотрудничество с глобальными дистрибьюторами электронных компонентов, предоставляет возможность заказывать и получать с международных складов практически любой перечень компонентов в оптимальные для Вас сроки.

На всех этапах разработки и производства наши партнеры могут получить квалифицированную поддержку опытных инженеров.

Система менеджмента качества компании отвечает требованиям в соответствии с ГОСТ Р ИСО 9001, ГОСТ РВ 0015-002 и ЭС РД 009

### Офис по работе с юридическими лицами:

105318, г.Москва, ул.Щербаковская д.3, офис 1107, 1118, ДЦ «Щербаковский»

Телефон: +7 495 668-12-70 (многоканальный)

Факс: +7 495 668-12-70 (доб.304)

E-mail: [info@moschip.ru](mailto:info@moschip.ru)

Skype отдела продаж:

moschip.ru

moschip.ru\_4

moschip.ru\_6

moschip.ru\_9