ASSY. NO. (CAT. NO.)	LED COLOR POSITION 1	LED COLOR POSITION 2
553-0101F	BLANK	RED
553-0102F	BLANK	GREEN
553-0103F	BLANK	YELLOW
553-0107F	BLANK	ORANGE
553-0108F	BLANK	BLUE
553-0110F	RED	BLANK
553-0111F	RED	RED
553-0112F	RED	GREEN
553-0113F	RED	YELLOW
553-0118F	RED	BLUE
553-0120F	GREEN	BLANK
553-0121F	GREEN	RED
553-0122F	GREEN	GREEN
553-0123F	GREEN	YELLOW
553-0127F	GREEN	ORANGE
553-0128F	GREEN	BLUE
553-0130F	YELLOW	BLANK
553-0131F	YELLOW	RED
553-0132F	YELLOW	GREEN
553-0133F	YELLOW	YELLOW
553-0171F	ORANGE	RED
553-0172F	ORANGE	GREEN
553-0173F	ORANGE	YELLOW
553-0177F	ORANGE	ORANGE
553-0181F	BLUE	RED
553-0182F	BLUE	GREEN
553-0188F	BLUE	BLUE
553-0199F	WHITE	WHITE
553-0201F	BLANK	RED
553-0202F	BLANK	GREEN
553-0203F	BLANK	YELLOW
553-0210F	RED	BLANK
553-0211F	RED	RED
553-0212F	RED	GREEN
553-0213F	RED	YELLOW
553-0220F	GREEN	BLANK
553-0221F	GREEN	RED
553-0222F	GREEN	GREEN
553-0223F	GREEN	YELLOW
553-0230F	YELLOW	BLANK
553-0231F	YELLOW	RED
553-0232F	YELLOW	GREEN
553-0233F	YELLOW	YELLOW
553-0301F	BLANK	RED
553-0302F	BLANK	GREEN
553-0303F	BLANK	YELLOW
553-0310F	RED	BLANK
553-0311F	RED	RED
553-0312F	RED	GREEN
553-0313F	RED	YELLOW
553-0320F	GREEN	BLANK
553-0321F	GREEN	RED
553-0322F	GREEN	GREEN
553-0323F	GREEN	YELLOW
553-0331F	YELLOW	RED
553-0332F	YELLOW	GREEN
553-0333F	YELLOW	YELLOW

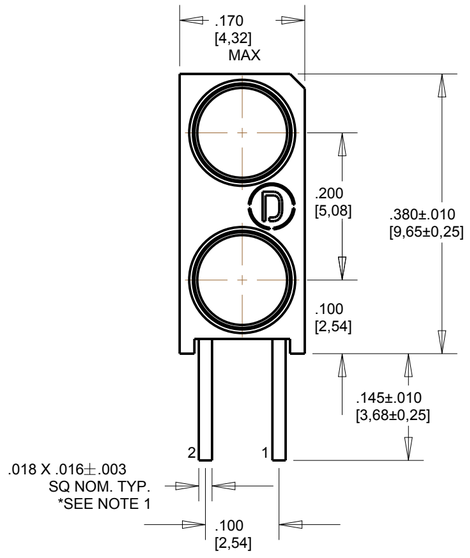

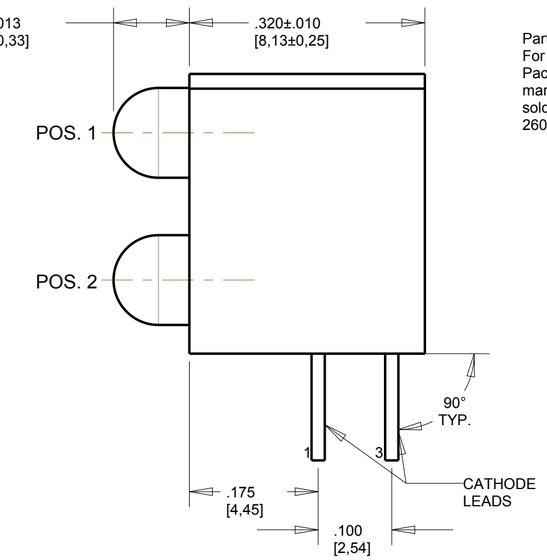

RoHS COMPLIANT 553-0XXXF

Part Numbers with the "F" suffix ending are RoHS Compliant.
For example: 553-0101F
Packaging is marked with "RoHS Compliant" label or equivalent markings. Parts can be wave soldered, dip soldered or hand soldered using typical lead-free soldering process with max 260°C temp. for 5 sec.

BIN		LIMITS (WHITE LED) (CHROMATICITY COORDINATES)			
A3	X	0.270	0.270	0.250	0.250
	Y	0.275	0.325	0.300	0.250
A4	X	0.270	0.250	0.250	0.270
	Y	0.275	0.250	0.200	0.225
B3	X	0.290	0.290	0.270	0.270
	Y	0.300	0.350	0.325	0.275
B4	X	0.290	0.270	0.270	0.290
	Y	0.300	0.275	0.225	0.250
C3	X	0.310	0.310	0.290	0.290
	Y	0.325	0.375	0.350	0.300
C4	X	0.310	0.290	0.290	0.310
	Y	0.325	0.300	0.250	0.275
D3	X	0.330	0.330	0.310	0.310
	Y	0.350	0.400	0.375	0.325
D4	X	0.330	0.310	0.310	0.330
	Y	0.350	0.325	0.275	0.300

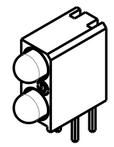

SCALE 2.000

REV	REVISIONS	DRN	CKD	APP	DATE
A	NEW RELEASE	TWC	MES	N.O.	8-5-05
B	ADDED P/N 553-0181F	SM	N.O.	MES	11-13-06
C	CHANGED IN SIDE VIEW POS 3 TO POS 2	SM	N.O.	MES	11-17-06
D	ADDED P/N 553-0199F & NOTE 4	SM	N.O.	MES	5-1-07
E	OPERATING CHARACTERISTICS TABLE CORRECTED FOR WHITE LED	SM	N.O.	MES	5-22-07
F	UPDATED WHITE LED SPECS	KLJ	NO	MES	2-7-08
G	ADDED P/Ns: 553-0107F, -0127F, -0171F, -0172F, & -0173F; ADDED ORANGE LED SPECS; UPDATED LED SPECS; ADDED DUAL DIMS; UPDATED TOLERANCES; ADDED NOTES 2 & 3; ADDED DOMINANT WAVELENGTH FOR 10 mA LEDs	JG	WFB	NO	4-29-13
H	ADDED TOLERANCES TO LEAD THICKNESS DIMENSIONS	MMB	WFB	NO	6-21-13
J	UPDATED LED SPECS FOR RED, GREEN AND YELLOW LED'S FOR P/N'S 553-01XXF	BP	—	NO	8-22-16
K	UPDATED LED SPECS FOR 553-01XXF, 553-02XXF & 553-03XXF	LD	—	NO	6-25-19

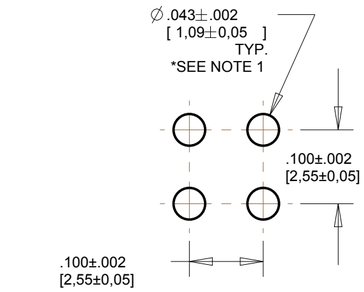

RECOMMENDED HOLE PATTERN GAUGE

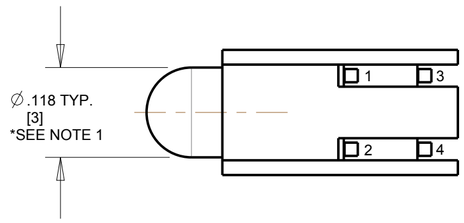

ATTENTION:
OBSERVE PRECAUTIONS FOR HANDLING ELECTROSTATIC SENSITIVE DEVICES

NOTES:

1.(FOR ORANGE: LEADS .018 SQ. NOM.), LED BODY ∅.115±.010 AND THE PC BOARD TOLERANCE ON LEAD THICKNESS TO BE ±.003.
2. LED LEAD DIMENSIONS SHOWN ARE MEASURED AT HOUSING EXIT.
3. LEADS TO FIT INTO HOLES SPACED AS PER PATTERN.
4. PIN NUMBERS FOR REFERENCE ONLY, DESIGNATION NON-EXISTENT ON PART.
5. DIALIGHT PART NUMBERS: 553-0XXXF.
6. THIS ASSEMBLY CONTAINS ELECTROSTATIC DISCHARGE SENSITIVE DEVICES (ESDS). MAINTAIN ALL PRECAUTIONARY MEASURES DURING ASSEMBLY, HANDLING, AND STORAGE IN ACCORDANCE WITH IPC-A-610.

553-01XXF OPERATING CHARACTERISTICS AT 25 °C AMBIENT: 10 mA LEDs						
LED CHARACTERISTICS	COLOR	MIN.	TYP.	MAX.	UNITS	TEST CONDITIONS
LUMINOUS INTENSITY	RED	2.5	8.7	18	mcd	I_F = 10 mA
	YELLOW	1.7	5.6	—		
	GREEN	5.6	12.6	29		
	BLUE	11	16	23		I_F = 2 mA
	ORANGE	3.4	7.0	10.8		I_F = 10 mA
	WHITE	400	1100	1900		I_F = 20 mA
PEAK WAVELENGTH	RED		635		nm	
	YELLOW		588			
	GREEN		565			
	BLUE		468			
	ORANGE		600			
	WHITE					
DOMINANT WAVELENGTH	RED	615	625	632	nm	I_F = 10 mA
	YELLOW	585	590	595		
	GREEN	564	568	573		
	BLUE	460	467	475		
	ORANGE	597	602	616		
	WHITE					
FORWARD VOLTAGE	RED		2.0	2.6	V	I_F = 10 mA
	YELLOW		2.1	2.6		
	GREEN		2.1	2.6		
	BLUE	2.0	2.7	4.1		
	ORANGE	1.5	1.9	3.5		
	WHITE		3.5	4.0		I_F = 20 mA
REVERSE CURRENT	RED			100	μA	V_R = 5V
	YELLOW			100		
	GREEN			100		
	BLUE			10		
	ORANGE			100		
	WHITE			100		
VIEWING ANGLE	RED		60		DEGREE	
	YELLOW		60			
	GREEN		60			
	BLUE		100			
	ORANGE		60			
	WHITE		45			

553-03XXF OPERATING CHARACTERISTICS AT 25° C AMBIENT: 5 V INTEGRAL RESISTOR LEDs						
LED CHARACTERISTICS	COLOR	MIN.	TYP.	MAX.	UNITS	TEST CONDITIONS
LUMINOUS INTENSITY	RED	8.7	29.0		mcd	V_F = 5V
	YELLOW	3.7	12.6			
	GREEN	5.6	19.0			
PEAK WAVELENGTH	RED		635		nm	
	YELLOW		585			
	GREEN		565			
FORWARD CURRENT	RED		10	20	mA	V_F = 5V
	YELLOW		10	20		
	GREEN		10	20		
REVERSE CURRENT	RED			100	μA	V_R = 5V
	YELLOW			100		
	GREEN			100		
VIEWING ANGLE	ALL		60		DEGREE	

553-02XXF OPERATING CHARACTERISTICS AT 25° C AMBIENT: 2 mA LOW CURRENT LEDs						
LED CHARACTERISTICS	COLOR	MIN.	TYP.	MAX.	UNITS	TEST CONDITIONS
LUMINOUS INTENSITY	RED	0.75	2.5		mcd	I_F = 2 mA
	YELLOW	0.4	4.5			
	GREEN	0.4	1.1			
PEAK WAVELENGTH	RED		635		nm	
	YELLOW		585			
	GREEN		565			
FORWARD VOLTAGE	RED		1.7	2.2	V	I_F = 2 mA
	YELLOW		1.8	2.2		
	GREEN		1.9	2.2		
REVERSE CURRENT	ALL			10	μA	V_R = 5V
VIEWING ANGLE	ALL		60		DEGREE	

553-03XXF ABSOLUTE MAXIMUM RATINGS AT 25° C AMBIENT 5 V INTEGRAL RESISTOR LEDs	COLOR RED	COLOR GREEN	COLOR YELLOW	UNITS
CONTINUOUS FORWARD VOLTAGE	7.5			V
REVERSE VOLTAGE	5			V
LINEAR DERATING FROM 50° C	0.071			V/° C
LEAD SOLDERING TEMPERATURE (.063" [1.6mm] FROM BODY) FOR 5 SEC.	260			° C
OPERATING TEMPERATURE	-40 TO +85			° C
STORAGE TEMPERATURE	-55 TO +100			° C

553-02XXF ABSOLUTE MAXIMUM RATINGS AT 25° C AMBIENT: 2 mA LOW CURRENT LEDs	COLOR RED	COLOR GREEN	COLOR YELLOW	UNITS
POWER DISSIPATION	20			mW
PEAK FORWARD CURRENT (1/10 DUTY CYCLE, 0.1ms PULSE WIDTH)	500			mA
CONTINUOUS FORWARD CURRENT	7			mA
LINEAR DERATING FROM 95° C	0.7			mA/° C
REVERSE VOLTAGE	5			V
LEAD SOLDERING TEMPERATURE (.063" [1.6mm] FROM BODY) FOR 5 SEC.	260			° C
OPERATING TEMPERATURE	-55 TO +100			° C
STORAGE TEMPERATURE	-55 TO +100			° C

553-01XXF ABSOLUTE MAXIMUM RATINGS AT 25° C AMBIENT	COLOR RED	COLOR YELLOW	COLOR GREEN	COLOR BLUE	COLOR ORANGE	COLOR WHITE	UNITS
POWER DISSIPATION	100	60	120	120	135	120	mW
PEAK FORWARD CURRENT (1/5 DUTY CYCLE, 1 ms PULSE WIDTH) (1/10, .1mS FOR BLUE) (t< 10 μs D=.005 FOR ORANGE)	90	60	90	100	500	100	mA
CONTINUOUS FORWARD CURRENT	30	20	30	30	30	30	mA
LINEAR DERATING FROM 50° C (30° C FOR BLUE, 30° C FOR WHITE)	0.40	0.25	0.40	.5	0.50	.45	mA/° C
REVERSE VOLTAGE	5						V
LEAD SOLDERING TEMPERATURE (.063" [1.6mm] FROM BODY) FOR 5 SEC.	260						° C
OPERATING TEMPERATURE	-55 TO +100			-40 TO +85	-55 TO +100	-40 TO +85	° C
STORAGE TEMPERATURE	-55 TO +100			-55 TO +100	-55 TO +100	-40 TO +100	° C

THIS DRAWING AND THE CONTENTS HEREIN ARE CONFIDENTIAL AND THE SOLE PROPERTY OF DIALIGHT CORP. REPRODUCTION OF THIS DRAWING OR CONSTRUCTION OF ANY PARTS WITHIN THIS DRAWING ARE FORBIDDEN WITHOUT THE WRITTEN CONSENT OF DIALIGHT CORP.

SCALE: 6.000
ALL DIM'S IN: INCHES (MM)
TOLERANCES: UNLESS OTHERWISE SPECIFIED
FRACTIONS: ±1/64
DECIMALS (.XX): ±.02
DECIMALS (.XXX): ±.015
ANGLES: ±3°
FINISH
FSCM 83330

DRAWING NUMBER: C-17277
REV: K
TITLE: 3mm LED BI-LEVEL CBI RoHS COMPLIANT
MATERIAL

Dialight
1501 ROUTE 34 SOUTH
FARMINGDALE, NJ 07727
(732) 919-3119
www.dialight.com

SHEET 1 OF 1 FAMILY TABLES:

Общество с ограниченной ответственностью «МосЧип» ИНН 7719860671 / КПП 771901001
Адрес: 105318, г.Москва, ул.Щербаковская д.3, офис 1107

Данный компонент на территории Российской Федерации

Вы можете приобрести в компании MosChip.

Для оперативного оформления запроса Вам необходимо перейти по данной ссылке:

http://moschip.ru/get-element

Вы можете разместить у нас заказ для любого Вашего проекта, будь то серийное производство или разработка единичного прибора.

В нашем ассортименте представлены ведущие мировые производители активных и пассивных электронных компонентов.

Нашей специализацией является поставка электронной компонентной базы двойного назначения, продукции таких производителей как XILINX, Intel (ex.ALTERA), Vicor, Microchip, Texas Instruments, Analog Devices, Mini-Circuits, Amphenol, Glenair.

Сотрудничество с глобальными дистрибьюторами электронных компонентов, предоставляет возможность заказывать и получать с международных складов практически любой перечень компонентов в оптимальные для Вас сроки.

На всех этапах разработки и производства наши партнеры могут получить квалифицированную поддержку опытных инженеров.

Система менеджмента качества компании отвечает требованиям в соответствии с ГОСТ Р ИСО 9001, ГОСТ РВ 0015-002 и ЭС РД 009

Офис по работе с юридическими лицами:

105318, г.Москва, ул.Щербаковская д.3, офис 1107, 1118, ДЦ «Щербаковский»

Телефон: +7 495 668-12-70 (многоканальный)

Факс: +7 495 668-12-70 (доб.304)

E-mail: info@moschip.ru

Skype отдела продаж:
moschip.ru
moschip.ru_4
moschip.ru_6
moschip.ru_9