


Manual Switches

Covers for Paddle Switches



Colored covers simply snap into the top of paddle switch housings.

COLOR DISPLAY OPTIONS

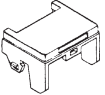
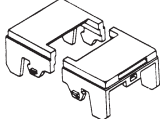
Transmitted color — Color is displayed whether lamp is On or Off. Choice of 1-piece covers (types 10 or 20) or covers with clear cap and colored translucent insert (types 11 or 12).

Dead front hidden color/hidden legend — Cover appears black with lamp Off. Legend and color appear when illuminated (types 30 or 40).

Projected color — Translucent white cover with transparent colored insert (types 50 or 60). White cover appears colored when illuminated.

AML53 PADDLE SWITCH COVER ORDER GUIDE (All possible color combinations may not be available.)

For AML13, AML23, and AML33 incandescent or non-lighted display.

AML53-T	10	R	G
Paddle Switch Cover Type	Display/Legend Type	Cover Color	
		½ cover, or one side of two-piece cover	Other side of two-piece cover (see note)
 AML53-E ½ Cover	Transmitted Color 10 No legend 20 With legend on cap Transmitted Color (Clear cap and color insert) 11 No legend 21 With legend on insert Dead Front (Smoky gray cap and color insert) 30 No legend 40 With legend on insert ***Projected Color (White cap and color insert) 50 No legend 60 With legend on cap	R Red Y Yellow G Green B Blue ***W White K* Black L* Gray A** Amber	R Red Y Yellow G Green B Blue ***W White K* Black L* Gray A** Amber
 AML53-T Two-Piece Cover			

Note: Only one color code letter is necessary when ordering ½ covers.

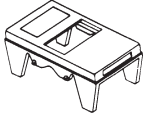
Example: **AML53-T10RG**
Two-piece cover; with transmitted color, no legend; red and green.

* Not for lighted display.
 ** Not available with projected color.
 *** Insert is clear for projected color when "W" is used.



AML55 PADDLE SWITCH COVER ORDER GUIDE (All possible color combinations may not be available.)

For AML35 neon display.

AML55-N	10	R	Y
Paddle Switch Cover Type	Display/Legend Type	Lens Color	Cover Color
 AML55-N Full Neon Cover, with colored lens	Transmitted Color 10 No Legend 20 With Legend	T Clear R Red	R Red Y Yellow G Green B Blue W White K Black L Gray

AML55-N covers have a colored lenticular lens window which extends over the neon lamp.

Example: **AML55-N10RY**
Full neon paddle switch cover; with transmitted color, no legend; red lens and yellow cover.

Manual Switches

Covers for Paddle Switches

AML55 PADDLE SWITCH COVER ORDER GUIDE (All possible color combinations may not be available.)

For AML15 and AML25 LED display.

See notes below

AML55-T	10	Y	R
Paddle Switch Cover Type  AML55-E 1/2 Cover (For one LED)*	Display/Legend Type Transmitted Color 10 No Legend 20 With Legend	Cover Color – See notes below	
 AML55-T Two-Piece Cover (For one LED)		1/2-cover, or LED side of two-piece covers*	Other side of two piece covers
 AML55-H Two-Piece Cover (For two LED's)		R Red Y Yellow G Green B Blue W White K Black L Gray	R Red Y Yellow G Green B Blue W White K Black L Gray

HOW TO ORDER LEGENDS FOR PADDLE SWITCH COVERS

When specifying legended paddle switch covers, submit a legend order sheet to cover each catalog listing. These forms identify the maximum number of lines per area and the maximum characters per line, based on the type size you request.

To insure proper legend orientation, paddle switch housings (when viewed from the panel front) should have the "MICRO SWITCH" identification facing UP or to the LEFT.

Legend order sheets for covers are shown on the following pages. Reproduce them on your office copier or request a pad of them from the 800 number.:

Legend Sheet	Form No.
AML53 Covers	FO-63567
AML55 Covers	FO-63565

AML55-E, -T, and -H covers have an open window which allows LED's to be flush with the cover surface.

* Notes:

¹ Only one color code letter is necessary for AML55-E 1/2 covers.

² To order a 1/2-cover without the LED "window," specify an AML53-E listing from the previous page.

Example: **AML55-T10YR**

Two-piece cover; with LED window in one side, transmitted color, no legend; yellow (LED side) and red (non-LED side).

Manual Switches Paddle Operator (Cover) Legend Sheet

Page _____ of _____

AML Paddle Operator (Cover) Legend Sheet/Product Specification

Account NO 126 - 284

LEGEND ORDER GUIDE

Button: Type Orientation	Figure No	Max Lines/Area			Max Characters/Line						
		5/64	7/64	9/64	13/64	5/16	13/64	5/16			
AREA 1 	1	2	2	2	1	1	1	1	1	1	1
AREA 1 	2	2	2	2	1	1	1	1	1	1	1
AREA 2 	3	2	2	2	1	1	1	1	1	1	1

Catalog Listing
AML53 -

Customer P.O. No. _____ Customer Dwg. No. _____

MICRO SWITCH Sales Order _____ Line Number _____ Schedule No. _____

Customer: _____

Address: _____ (city) _____ (state) _____

Instructions

1. Fill in appropriate catalog listing - one listing/sheet.
2. Check proper figure #, Type size, Type color.
3. Fill in quantity required.
4. Indicate legends desired — Do not exceed maximums shown in legend order guide.

Note

1. For Proper Legend Orientation, AML housings (when viewed from front of panel) should have "MICRO SWITCH" logo oriented "UP" on square devices and "UP" or to the "LEFT" on rectangular devices.
2. Please use black ink in filling out this form to help us process your order.

Standard Legend Placement - 1. Transmitted Color—Legend on outer shell (Button Use Special Legends Section for other placements.)
2. Dead Front—Legend on insert
3. Projected Color - Legend on outer shell (Button)
4. Transmitted color with color with clear cap legend on insert.
5. All legends will be centered within the legendable areas

LEGEND ORDER CHART

Customer Part No	Fig No	Type Size 5/64 7/64 9/64 13/64	Ink Color		Area 1		Area 2	
			Black	White	1st Line	2nd Line	1st Line	2nd Line

FO-65567-F

(Signature)

(Date)

Manuals

Modified Gothic lettering (A thru Z), numerals (0 thru 9), and Symbols below available in 5/64, 7/64, 9/64, 13/64 and 5/16.

A3 Modified Gothic

STANDARD SYMBOLS AVAILABLE

·	,	:	;	!	?	'	—	"	/	()	*	&
\$	¢	#	%	o	+	-	±	÷	x	=	≠	>	<
→	↑	↓	←	CR	1/4	1/2	3/4	1/3	2/3	@	∞		

SPECIAL LEGENDS

NOTE: Use this area to show special Legend Locations or Configurations NOT shown above. NON-STANDARD legends will involve additional charges and increased delivery time.

Fig. "A" _____ Fig. "B" _____

AML Paddle (Cover) Legend Sheet For LED and Neon Style/Product Specification

Page ___ of ___

Account NO 126-284

Catalog Listing **AML55** -

Customer P.O. No.	Customer Dwg. No.	Schedule No.
MICRO SWITCH Sales Order		Line Number

Customer: _____

Address: _____

(city) _____ (state) _____

Cover Type Orientation	Figure No	Max Lines/Area			Max Characters/Line						
		5/64	7/64	9/64	13/64	5/16	5/16				
	1	1	1	1	0	0	7	5	5	0	0
	2	1	1	1	0	0	7	5	5	0	0
Side 1: Side 2:	3	1	1	1	0	0	7	5	5	0	0
Side 2: Side 1:	4	2	2	2	1	1	7	5	5	3	1
Side 2: Side 1:	5	1	2	2	0	1	7	5	5	0	1

Instructions

- Fill in appropriate catalog listing - one listing/sheet.
- Check proper figure #, Type size, Type color.
- Fill in quantity required.
- Indicate legends desired — Do not exceed maximums shown in legend order guide.

Note

- For Proper Legend Orientation, AML housings (when viewed from front of panel) should have "MICRO SWITCH" logo oriented "UP" on square devices and "UP" or to the "LEFT" on rectangular devices.
- Please use black ink in filling out this form to help us process your order.

SPECIAL LEGENDS

NOTE: Use this area to show special Legend Locations or Configurations NOT shown below. NON-STANDARD legends will involve additional charges and increased delivery time.

Fig. "A"	Fig. "B"
----------	----------

Modified Gothic lettering (A thru Z), numerals (0 thru 9) and Symbols below available in 5/64, 7/64, 9/64, 13/64 and 5/16.

Modified Gothic

·	,	:	;	!	?	'	—	"	/	()	*	&
\$	¢	#	%	o	+	-	±	÷	x	=	≠	>	<
→	↑	↓	←	CR	1/4	1/2	3/4	1/3	2/3	@	∞		

Standard Legend Placement — Use Special Legends Section for other placements.

1. All Legends will be centered within the legendable areas

LEGEND ORDER CHART

Customer Part No	Fig No	Type Size	Ink Color		But ton Qty	Area 1		Area 2	
			5/64	7/64		9/64	13/64	5/16	5/16

(Signature)

(Date)

FO-63565-C

Данный компонент на территории Российской Федерации

Вы можете приобрести в компании MosChip.

Для оперативного оформления запроса Вам необходимо перейти по данной ссылке:

<http://moschip.ru/get-element>

Вы можете разместить у нас заказ для любого Вашего проекта, будь то серийное производство или разработка единичного прибора.

В нашем ассортименте представлены ведущие мировые производители активных и пассивных электронных компонентов.

Нашей специализацией является поставка электронной компонентной базы двойного назначения, продукции таких производителей как XILINX, Intel (ex.ALTERA), Vicor, Microchip, Texas Instruments, Analog Devices, Mini-Circuits, Amphenol, Glenair.

Сотрудничество с глобальными дистрибьюторами электронных компонентов, предоставляет возможность заказывать и получать с международных складов практически любой перечень компонентов в оптимальные для Вас сроки.

На всех этапах разработки и производства наши партнеры могут получить квалифицированную поддержку опытных инженеров.

Система менеджмента качества компании отвечает требованиям в соответствии с ГОСТ Р ИСО 9001, ГОСТ РВ 0015-002 и ЭС РД 009

Офис по работе с юридическими лицами:

105318, г.Москва, ул.Щербаковская д.3, офис 1107, 1118, ДЦ «Щербаковский»

Телефон: +7 495 668-12-70 (многоканальный)

Факс: +7 495 668-12-70 (доб.304)

E-mail: info@moschip.ru

Skype отдела продаж:

moschip.ru

moschip.ru_4

moschip.ru_6

moschip.ru_9