



DIN-24R-01, TB-24R-01

Terminal Boards with 24-CH Relay Outputs



DIN-24R-01



TB-24R-01

Introduction

The DIN-24R-01 and TB-24R-01 relay output boards are designed for industrial control applications. It contains 24 electro-mechanical SPDT relays that can be driven by the 24-bit digital output ports of the PCI-7224, PCI-7248, PCI-7296, ACL-7112, ACL-7124, PET-48DIO, and ND-6058.

Each relay's switching capacity is 60 W, 125 V_{AC}. The normally closed, and common contacts for each relay are made available for maximum flexibility.

Features

- 24-CH single-pole, double-throw (SPDT form C) relay outputs
- 50-pin Opto-22 compatible connector
- Maximum switching voltage 220 V_{DC}/250 V_{AC}
- Maximum switching current up to 2 A_{DC}/AC
- LED indicator for relay status
- Onboard relay driver circuitry
- Screw terminals for easy field wiring
- DIN socket available on DIN-24R-01
- 50-pin SCSI-type connector available on DIN-24R-01 to interface with ND-6058

Specifications

- Relay Output
 - Number of channels: 24
 - Relay Type: SPDT (Form C)
 - Contact Rating
 - ♦ AC: 125 V @ 0.6 A
 - ♦ DC: 30 V @ 2 A
 - Breakdown Voltage: 1500 V_{RMS}
 - Contact Resistance: 50 mΩ
 - Relay ON/OFF Time
 - ♦ Operate time: 3 ms
 - ♦ Release time: 3 ms
 - LED Indicators for Relay Status: per channel
 - Expected Life: 5 x 10⁵ operations @ 2 A, 30 V_{DC}
 - External Coil Excitation Voltage:
 - ♦ 12 V nominal, 19.2 V maximum (TB-24R/12-01 & DIN-24R/12-01)
 - ♦ 24 V nominal, 38.5 V maximum (TB-24R/24-01 & DIN-24R/24-01)

- I/O Connector
 - 50-pin ribbon male
 - 50-pin SCSI-II female
- Operating Temperature: 0°C to +60°C
- Storage Temperature: -20°C to +80°C
- Relative Humidity: 5% to 95%, non-condensing
- Power Consumption:

	+12 V	+24 V
TB-24R/12-01	288 mA maximum	-
TB-24R/24-01	-	44 mA maximum

- Dimensions
 - TB-24R-01: 220 mm x 132 mm x 15 mm (W x L x H)
 - DIN-24R-01: 203 mm x 120 mm x 55 mm (W x L x H)


Ordering Information

- **TB-24R/12-01**
Terminal board with 24-CH relay outputs @ 12 V coil voltage
- **TB-24R/24-01**
Terminal board with 24-CH relay outputs @ 24 V coil voltage
- **DIN-24R/12-01**
Terminal board with 24-CH relay outputs @ 12 V coil voltage and DIN-rail mounting
- **DIN-24R/24-01**
Terminal board with 24-CH relay outputs @ 24 V coil voltage and DIN-rail mounting
- **Accessory**
 - Cabling
ACL-10150-: 50-pin flat cable


Contact your sales representative for cable length options.

DIN-24P-01, TB-24P-01

Terminal Boards with 24-CH Opto-Isolated Digital Inputs



DIN-24P-01



TB-24P-01

Introduction

The DIN-24P-01 and TB-24P-01 digital input terminal boards feature high-voltage optoisolation on all input channels.

They provide 24 channels that are accessed through a single 50-pin connector that is standard on the NuDAQ digital I/O boards, including ACL-7122, ACL-7124, PET-48DIO, PCI-7224, PCI-7248, PCI-7296 and ND-6058. Each channel's input mode is configurable via jumper settings.

Features

- 24-CH opto-isolated digital inputs
- 50-pin opto-22 compatible connector
- Non-polarity digital input range
- Isolated input voltage up to 24 V
- 5000 V_{RMS} optical isolation
- Jumper configurable for voltage input or dry-contact input mode
- LED indicator for input status
- Screw terminals for easy field wiring
- DIN socket is available on DIN-24P-01
- 50-pin SCSI connector available on DIN-24P-01 to interface with ND-6058

Specifications

- Input Modes
 - Voltage input
 - Dry contact input
- Isolated Digital Input
 - Number of channels: 24, maximum
 - Maximum input range: 24 V, non-polarity
 - Digital logic levels
 - ♦ 0 to 24 V, non-polarity
 - ♦ Input high voltage: 5 V to 24 V
 - ♦ Input low voltage: 0 to +1.5 V
 - Input resistance: 1.2 kΩ @ 0.5 V
 - Isolation voltage: 5000 V_{RMS}
- Dry Contact Input
 - Number of channels: 24
 - Internal pull-up voltage supply: +5 V_{DC}
- LED Indicators for Input Status: one per channel

- I/O Connector
 - 50-pin ribbon male
 - 50-pin SCSI-II female
- Operating Temperature: 0°C to +60°C
- Storage Temperature: -20°C to +80°C
- Relative Humidity: 5% to 95%, non-condensing
- Power Requirement:

+5 V
40 mA maximum

- Dimensions
 - TB-24P-01: 220 mm x 132 mm x 23 mm (W x L x H)
 - DIN-24P-01: 259 mm x 121 mm x 55 mm (W x L x H)

Ordering Information

- **TB-24P/24-01**
Terminal Board with 24-CH isolated digital inputs
- **DIN-24P-01**
Terminal Board with 24-CH isolated digital inputs and DIN-rail mounting
- **Accessory**
 - Cabling
ACL-10150: 50-pin flat cable

Contact your sales representative for cable length options.

Данный компонент на территории Российской Федерации

Вы можете приобрести в компании MosChip.

Для оперативного оформления запроса Вам необходимо перейти по данной ссылке:

<http://moschip.ru/get-element>

Вы можете разместить у нас заказ для любого Вашего проекта, будь то серийное производство или разработка единичного прибора.

В нашем ассортименте представлены ведущие мировые производители активных и пассивных электронных компонентов.

Нашей специализацией является поставка электронной компонентной базы двойного назначения, продукции таких производителей как XILINX, Intel (ex.ALTERA), Vicor, Microchip, Texas Instruments, Analog Devices, Mini-Circuits, Amphenol, Glenair.

Сотрудничество с глобальными дистрибьюторами электронных компонентов, предоставляет возможность заказывать и получать с международных складов практически любой перечень компонентов в оптимальные для Вас сроки.

На всех этапах разработки и производства наши партнеры могут получить квалифицированную поддержку опытных инженеров.

Система менеджмента качества компании отвечает требованиям в соответствии с ГОСТ Р ИСО 9001, ГОСТ РВ 0015-002 и ЭС РД 009

Офис по работе с юридическими лицами:

105318, г.Москва, ул.Щербаковская д.3, офис 1107, 1118, ДЦ «Щербаковский»

Телефон: +7 495 668-12-70 (многоканальный)

Факс: +7 495 668-12-70 (доб.304)

E-mail: info@moschip.ru

Skype отдела продаж:

moschip.ru

moschip.ru_4

moschip.ru_6

moschip.ru_9