
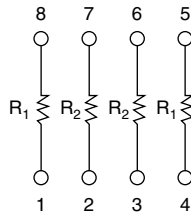


Dual Flat No Lead Molded Precision Thin Film Divider, Surface Mount Resistor Network



The DFN series of thin film precision dividers surface mount resistor networks offer a wide ratio range that is listed in the standard resistance offering table. The 4 mm x 4 mm 0.8 mm pitch dual flat no lead package feature 50 % savings in board space over traditional SOIC packages. The DFN dividers are ideal for applications that require tight TC tracking and ratio tolerances over temperature.

SCHEMATIC



FEATURES

- 0.8 mm lead pitch
- MSL level 1 per J-STD-020
- Low profile 1 mm seated height
- Small size 4 mm x 4 mm size 50 % board savings over SOIC packages
- Low TCR ± 25 ppm, TCR tracking to ± 5 ppm
- Material categorization: for definitions of compliance please see www.vishay.com/doc?99912


**RoHS
COMPLIANT**

TYPICAL PERFORMANCE

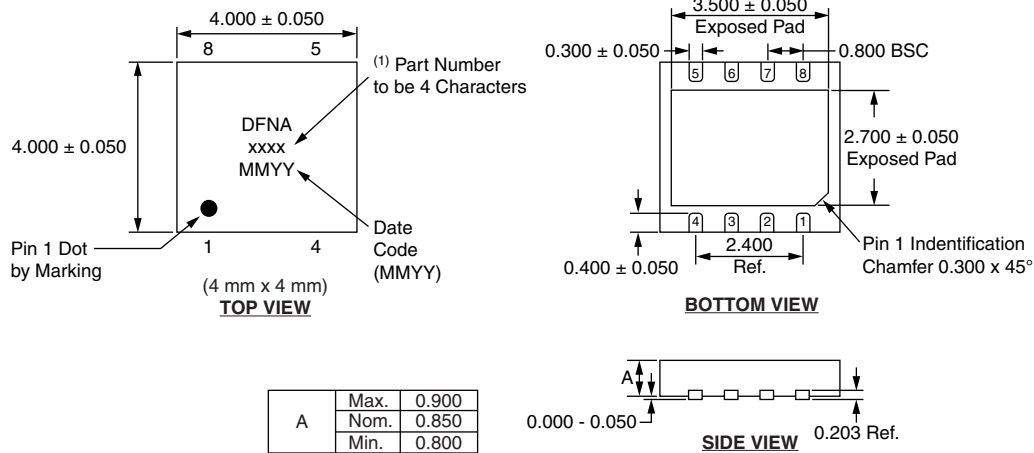
	ABSOLUTE	TRACKING
TCR	25	5
	ABSOLUTE	RATIO
TOL.	0.1	0.05

STANDARD RESISTANCE OFFERING (R_1/R_2)

RATIO	R_1	R_2
100:1	100K	1K
50:1	50K	1K
25:1	25K	1K
20:1	20K	1K
10:1	10K	1K
5:1	10K	2K
2:1	10K	5K

STANDARD ELECTRICAL SPECIFICATIONS

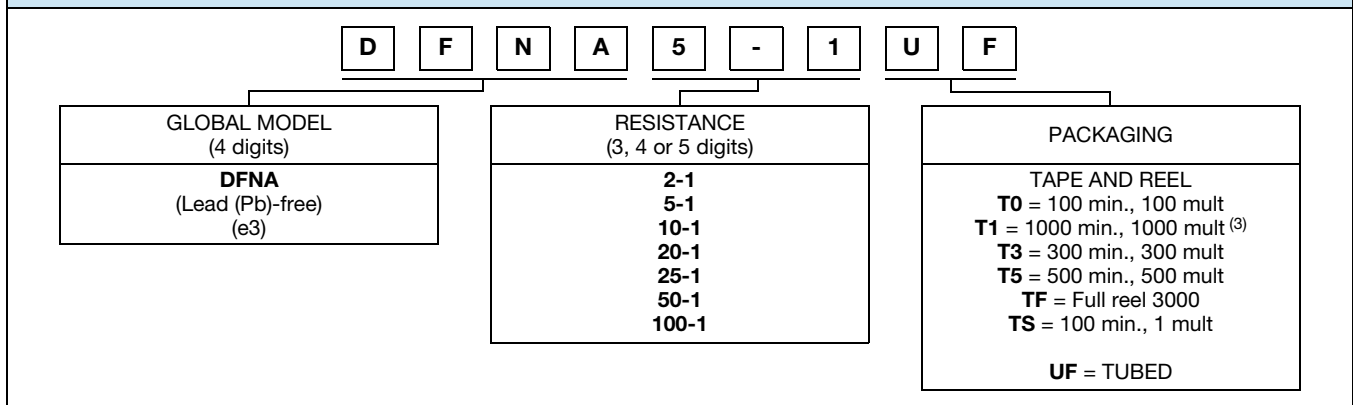
TEST	SPECIFICATIONS	CONDITIONS
Material	Passivated nichrome	-
Pin/Lead Number	8	-
Resistance Range	1000 Ω to 100 k Ω per element	-
TCR: Absolute	± 25 ppm/ $^{\circ}$ C	-55 $^{\circ}$ C to +125 $^{\circ}$ C
TCR: Tracking	± 5 ppm/ $^{\circ}$ C	-55 $^{\circ}$ C to +125 $^{\circ}$ C
Tolerance: Absolute	± 0.1 %	+25 $^{\circ}$ C
Tolerance: Ratio	± 0.05 %	+25 $^{\circ}$ C
Power Rating: Resistor	100 mW	Maximum at +70 $^{\circ}$ C
Power Rating: Package	100 mW x number of resistors	Maximum at +70 $^{\circ}$ C
Stability: Absolute	$\Delta R \pm 0.05$ %	2000 h at +70 $^{\circ}$ C
Stability: Ratio	$\Delta R \pm 0.015$ %	2000 h at +70 $^{\circ}$ C
Voltage Coefficient	< 0.1 ppm/V	-
Working Voltage	100 V max. not to exceed $\sqrt{P \times R}$	-
Operating Temperature Range	-55 $^{\circ}$ C to +125 $^{\circ}$ C	-
Storage Temperature Range	-55 $^{\circ}$ C to +150 $^{\circ}$ C	-
Noise	< -30 dB	-
Thermal EMF	< 0.08 μ V/ $^{\circ}$ C	-
Shelf Life Stability: Absolute	$\Delta R \pm 0.01$ %	1 year at +25 $^{\circ}$ C
Shelf Life Stability: Ratio	$\Delta R \pm 0.002$ %	1 year at +25 $^{\circ}$ C

DIMENSIONS AND IMPRINTING in millimeters

Notes

- (1) 100-1 resistance ratio part marking to be 100-
- (2) Contact factory for package outlines for higher pin count or custom configurations

MECHANICAL SPECIFICATIONS

Resistive Element	Passivated nichrome
Substrate Material	Ceramic
Body	Molded epoxy
Terminals	Copper alloy
Plating	100 % matte tin
Marking Resistance to Solvents	Per MIL-PRF-914

GLOBAL PART NUMBER INFORMATION

Note

- (3) Preferred packaging code



Disclaimer

ALL PRODUCT, PRODUCT SPECIFICATIONS AND DATA ARE SUBJECT TO CHANGE WITHOUT NOTICE TO IMPROVE RELIABILITY, FUNCTION OR DESIGN OR OTHERWISE.

Vishay Intertechnology, Inc., its affiliates, agents, and employees, and all persons acting on its or their behalf (collectively, "Vishay"), disclaim any and all liability for any errors, inaccuracies or incompleteness contained in any datasheet or in any other disclosure relating to any product.

Vishay makes no warranty, representation or guarantee regarding the suitability of the products for any particular purpose or the continuing production of any product. To the maximum extent permitted by applicable law, Vishay disclaims (i) any and all liability arising out of the application or use of any product, (ii) any and all liability, including without limitation special, consequential or incidental damages, and (iii) any and all implied warranties, including warranties of fitness for particular purpose, non-infringement and merchantability.

Statements regarding the suitability of products for certain types of applications are based on Vishay's knowledge of typical requirements that are often placed on Vishay products in generic applications. Such statements are not binding statements about the suitability of products for a particular application. It is the customer's responsibility to validate that a particular product with the properties described in the product specification is suitable for use in a particular application. Parameters provided in datasheets and / or specifications may vary in different applications and performance may vary over time. All operating parameters, including typical parameters, must be validated for each customer application by the customer's technical experts. Product specifications do not expand or otherwise modify Vishay's terms and conditions of purchase, including but not limited to the warranty expressed therein.

Except as expressly indicated in writing, Vishay products are not designed for use in medical, life-saving, or life-sustaining applications or for any other application in which the failure of the Vishay product could result in personal injury or death. Customers using or selling Vishay products not expressly indicated for use in such applications do so at their own risk. Please contact authorized Vishay personnel to obtain written terms and conditions regarding products designed for such applications.

No license, express or implied, by estoppel or otherwise, to any intellectual property rights is granted by this document or by any conduct of Vishay. Product names and markings noted herein may be trademarks of their respective owners.

Данный компонент на территории Российской Федерации

Вы можете приобрести в компании MosChip.

Для оперативного оформления запроса Вам необходимо перейти по данной ссылке:

<http://moschip.ru/get-element>

Вы можете разместить у нас заказ для любого Вашего проекта, будь то серийное производство или разработка единичного прибора.

В нашем ассортименте представлены ведущие мировые производители активных и пассивных электронных компонентов.

Нашей специализацией является поставка электронной компонентной базы двойного назначения, продукции таких производителей как XILINX, Intel (ex.ALTERA), Vicor, Microchip, Texas Instruments, Analog Devices, Mini-Circuits, Amphenol, Glenair.

Сотрудничество с глобальными дистрибьюторами электронных компонентов, предоставляет возможность заказывать и получать с международных складов практически любой перечень компонентов в оптимальные для Вас сроки.

На всех этапах разработки и производства наши партнеры могут получить квалифицированную поддержку опытных инженеров.

Система менеджмента качества компании отвечает требованиям в соответствии с ГОСТ Р ИСО 9001, ГОСТ РВ 0015-002 и ЭС РД 009

Офис по работе с юридическими лицами:

105318, г.Москва, ул.Щербаковская д.3, офис 1107, 1118, ДЦ «Щербаковский»

Телефон: +7 495 668-12-70 (многоканальный)

Факс: +7 495 668-12-70 (доб.304)

E-mail: info@moschip.ru

Skype отдела продаж:

moschip.ru

moschip.ru_4

moschip.ru_6

moschip.ru_9