


Potential distributors - CBB 08 2X4RC-PT - 2905240

Please be informed that the data shown in this PDF Document is generated from our Online Catalog. Please find the complete data in the user's documentation. Our General Terms of Use for Downloads are valid (<http://phoenixcontact.com/download>)



Device circuit breaker boards for eight thermomagnetic (CB TM1...) or electronic (CB E1... NO) circuit breakers with group remote signaling, central supply, connection for relay contacts, and potential distribution for up to four loads per channel.

Product Features

- ✓ Reduced installation time thanks to multi-channel device Circuit Breakers Board (4/8/12 channels)
- ✓ Space savings of up to 35% thanks to compact design
- ✓ Fuse protection of up to 12 A per channel provides best possible protection for connected loads
- ✓ Up to 4 loads can be protected simultaneously with the additional terminal points
- ✓ Integrated group remote signaling ensures that you are always kept informed
- ✓ High current carrying capacity of the board supports supply of up to 60 A
- ✓ Maximum overcurrent protection over long cable paths thanks to device circuit breakers with SFB characteristic curve or electronic device circuit breakers



Key Commercial Data

Packing unit	1 pc
Weight per Piece (excluding packing)	500.0 g
Custom tariff number	85363090
Country of origin	Germany

Technical data

Dimensions

Height	127.8 mm
Width	170 mm
Depth	70.8 mm

Ambient conditions

Ambient temperature (operation)	-30 °C ... 60 °C (at 48 A, see derating)
Ambient temperature (storage/transport)	-30 °C ... 80 °C
Humidity test	96h, 93% RH, 40 °C

Potential distributors - CBB 08 2X4RC-PT - 2905240

Technical data

Ambient conditions

Degree of protection	IP20 (Terminal blocks and fuse holders)
	IP00 (PCB)

General

Flammability rating according to UL 94	V0
Mounting type	DIN rail: 35 mm
Number of positions	8
Overvoltage category	II
Protection class	III
Pollution degree	2
Type	DIN rail module, two-section, divisible

Electrical data

Rated voltage main circuit	24 V DC
Rated current main circuit	60 A DC (total)
	12 A DC (per channel)
Rated voltage remote indication circuit	24 V DC
Rated current remote indication circuit	0.5 A DC
Rated surge voltage	0.5 kV
Short circuit stability	600 A (conditional according to DIN EN 50178)
Power dissipation	4.9 W (without circuit breaker)
Insertion/withdrawal cycles	50

Connection data

Connection name	Supply X21
Connection method	Push-in connection
Stripping length	18 mm
Conductor cross section solid	0.75 mm ² ... 16 mm ²
AWG conductor cross section	20 ... 4
Conductor cross section, flexible, with ferrule, with plastic sleeve	0.75 mm ² ... 10 mm ²
Conductor cross section flexible, with ferrule without plastic sleeve	0.75 mm ² ... 16 mm ²
Connection name	Outputs X1 ... X8
Connection method	Push-in connection
Stripping length	10 mm
Conductor cross section solid	0.2 mm ² ... 4 mm ²
AWG conductor cross section	24 ... 12
Conductor cross section, flexible, with ferrule, with plastic sleeve	0.25 mm ² ... 1.5 mm ²
Conductor cross section flexible, with ferrule without plastic sleeve	0.25 mm ² ... 2.5 mm ²
Connection name	Remote signaling X31

Potential distributors - CBB 08 2X4RC-PT - 2905240

Technical data

Connection data

Connection method	Push-in connection
Stripping length	10 mm
Conductor cross section solid	0.2 mm ² ... 4 mm ²
AWG conductor cross section	24 ... 12
Conductor cross section, flexible, with ferrule, with plastic sleeve	0.25 mm ² ... 1.5 mm ²
Conductor cross section flexible, with ferrule without plastic sleeve	0.25 mm ² ... 2.5 mm ²

Standards and Regulations

Standards/specifications	DIN EN 50178 1997
	DIN EN 61000-6-2:2005
	DIN EN 61000-6-3:2007+A1:2011
	DIN EN 60068-2-6

Classifications

eCl@ss

eCl@ss 5.1	27141116
eCl@ss 6.0	27141116
eCl@ss 8.0	27141116

ETIM

ETIM 4.0	EC000899
ETIM 5.0	EC000899

Approvals

Approvals

Approvals

EAC

Ex Approvals

Approvals submitted

Approval details

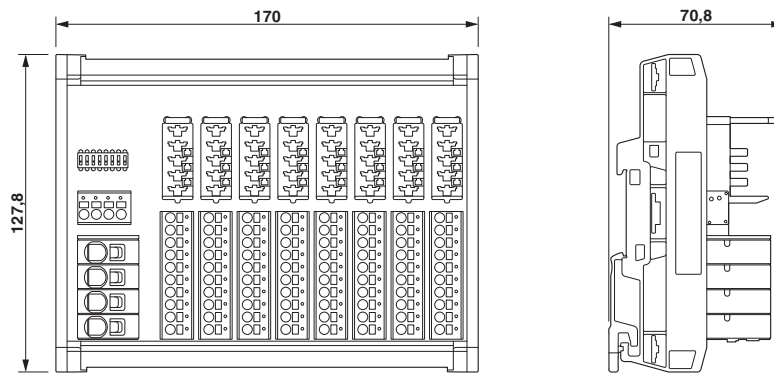
Potential distributors - CBB 08 2X4RC-PT - 2905240

Approvals

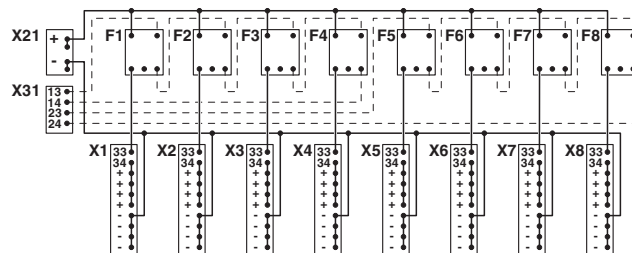
EAC

Drawings

Dimensional drawing

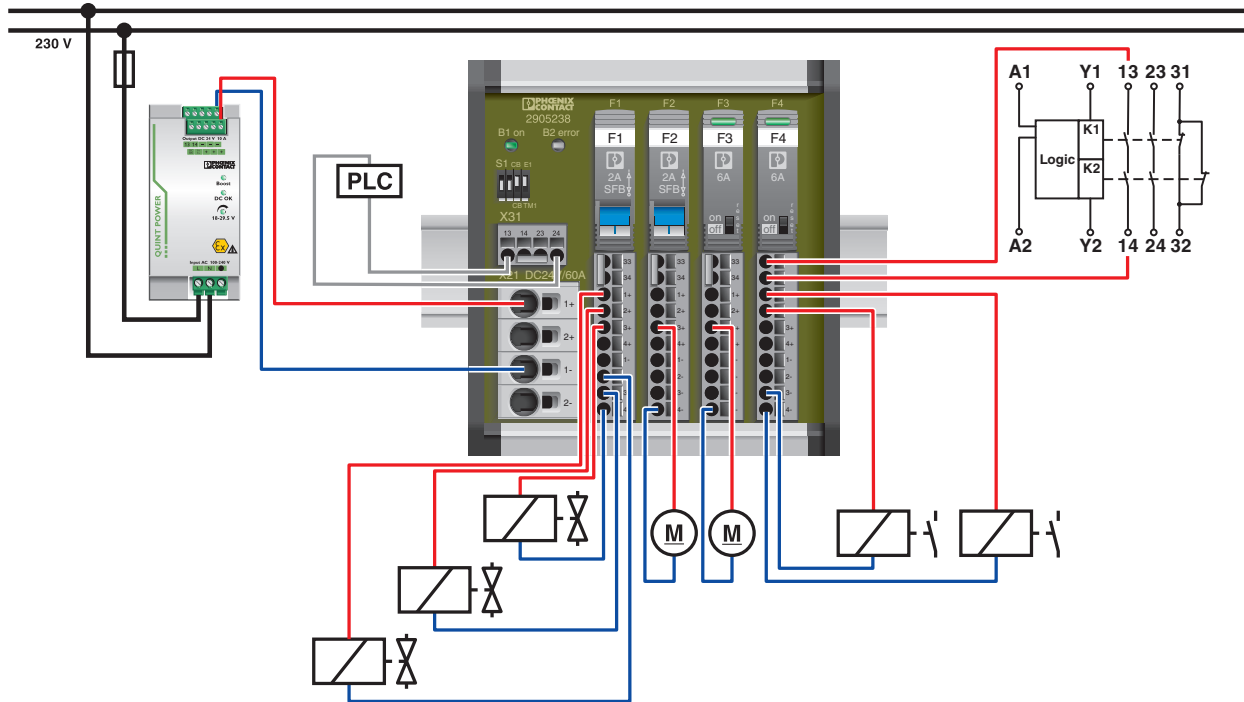


Circuit diagram



Potential distributors - CBB 08 2X4RC-PT - 2905240

Application drawing



Данный компонент на территории Российской Федерации

Вы можете приобрести в компании MosChip.

Для оперативного оформления запроса Вам необходимо перейти по данной ссылке:

<http://moschip.ru/get-element>

Вы можете разместить у нас заказ для любого Вашего проекта, будь то серийное производство или разработка единичного прибора.

В нашем ассортименте представлены ведущие мировые производители активных и пассивных электронных компонентов.

Нашей специализацией является поставка электронной компонентной базы двойного назначения, продукции таких производителей как XILINX, Intel (ex.ALTERA), Vicor, Microchip, Texas Instruments, Analog Devices, Mini-Circuits, Amphenol, Glenair.

Сотрудничество с глобальными дистрибьюторами электронных компонентов, предоставляет возможность заказывать и получать с международных складов практически любой перечень компонентов в оптимальные для Вас сроки.

На всех этапах разработки и производства наши партнеры могут получить квалифицированную поддержку опытных инженеров.

Система менеджмента качества компании отвечает требованиям в соответствии с ГОСТ Р ИСО 9001, ГОСТ РВ 0015-002 и ЭС РД 009

Офис по работе с юридическими лицами:

105318, г.Москва, ул.Щербаковская д.3, офис 1107, 1118, ДЦ «Щербаковский»

Телефон: +7 495 668-12-70 (многоканальный)

Факс: +7 495 668-12-70 (доб.304)

E-mail: info@moschip.ru

Skype отдела продаж:

moschip.ru

moschip.ru_4

moschip.ru_6

moschip.ru_9