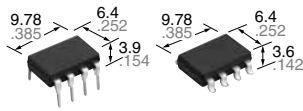




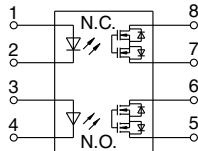
Both N.O. and N.C. contacts incorporated in a DIP8-pin package

**PhotoMOS®
GU 1 Form A & 1 Form B
(AQW614)**



(Height includes standoff)

mm inch



RoHS compliant

FEATURES

1. Approx. 1/2 the space compared with the mounting of a set of 1 Form A and 1 Form B PhotoMOS
2. Applicable for 1 Form A and 1 Form B use as well as two independent 1 Form A and 1 Form B use
3. Controls load currents up to 0.13 A with 5 mA input current
4. Extremely low closed-circuit offset voltages to enable control of small analog signals without distortion
5. Stable on-resistance

TYPICAL APPLICATIONS

- High-speed inspection machines
- Telephone equipment
- Computers
- Sensing equipment

TYPES

	Output rating*		Package	Part No.				Packing quantity	
	Load voltage	Load current		Through hole terminal	Surface-mount terminal			Tube	Tape and reel
				Tube packing style	Tape and reel packing style				
AC/DC dual use	400 V	100 mA	DIP8-pin	AQW614	AQW614A	AQW614AX	AQW614AZ	1 tube contains: 50 pcs. 1 batch contains: 500 pcs.	1,000 pcs.

*Indicate the peak AC and DC values.

Note: The surface mount terminal shape indicator "A" and the packing style indicator "X" or "Z" are not marked on the device.

RATING

1. Absolute maximum ratings (Ambient temperature: 25°C 77°F)

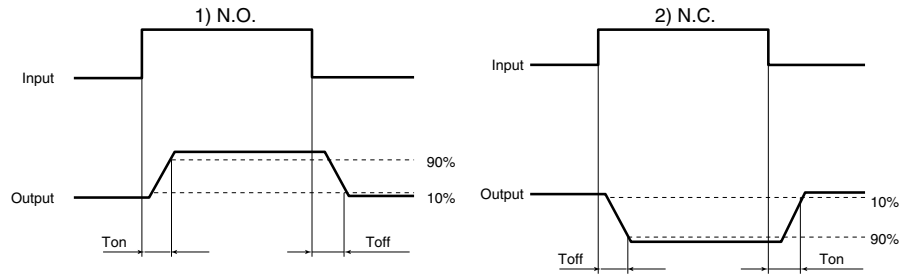
Item	Symbol	AQW614(A)	Remarks	
Input	LED forward current	I_F	50 mA	
	LED reverse voltage	V_R	5 V	
	Peak forward current	I_{FP}	1 A	$f = 100$ Hz, Duty factor = 0.1%
	Power dissipation	P_{in}	75 mW	
Output	Load voltage (peak AC)	V_L	400 V	
	Continuous load current	I_L	0.1 A (0.13 A)	Peak AC, DC (): in case of using only 1a or 1b, 1 channel
	Peak load current	I_{peak}	0.3 A	100 ms (1 shot), $V_L = DC$
	Power dissipation	P_{out}	800 mW	
Total power dissipation	P_T	850 mW		
I/O isolation voltage	V_{iso}	1,500 Vrms	Between input and output/between contact sets	
Ambient temperature	Operating	T_{opr}	-40 to +85°C -40 to +185°F	
	Storage	T_{stg}	-40 to +100°C -40 to +212°F	

GU 1 Form A & 1 Form B (AQW614)

2. Electrical characteristics (Ambient temperature: 25°C 77°F)

Item		Symbol	AQW614(A)	Condition	
Input	LED operate current	Typical	I_{Fon} (N.O.)	0.9 mA	
		Maximum	I_{Foff} (N.C.)	3 mA	
	LED reverse current	Minimum	I_{Foff} (N.O.)	0.4 mA	
		Typical	I_{Fon} (N.C.)	0.8 mA	
LED dropout voltage	Typical	V_F	1.25 V (1.14 V at $I_F = 5$ mA)		
	Maximum		1.5 V		
Output	On resistance	Typical	R_{on}	27 Ω	
		Maximum	50 Ω		
	Off state leakage current	Maximum	I_{Leak}	1 μ A	
Transfer characteristics	Operate time*	Typical	T_{on} (N.O.)	0.28 ms (N.O.) 0.43 ms (N.C.)	
		Maximum	T_{off} (N.C.)	1 ms	
	Reverse time*	Typical	T_{off} (N.O.)	0.04 ms (N.O.) 0.3 ms (N.C.)	
		Maximum	T_{on} (N.C.)	1 ms	
	I/O capacitance	Typical	C_{iso}	0.8 pF	
		Maximum		1.5 pF	
Initial I/O isolation resistance	Minimum	R_{iso}	1,000 M Ω	500 V DC	

*Operate/Reverse time



3. Recommended operating conditions (Ambient temperature: 25°C 77°F)

Please use under recommended operating conditions to obtain expected characteristics.

Item	Symbol	Number of used channels	Min.	Max.	Unit
LED current	I_F		5	30	mA
Load voltage (Peak AC)	V_L		—	320	V
AQW614(A)	Continuous load current	1ch	—	0.13	A
		2ch	—	0.1	

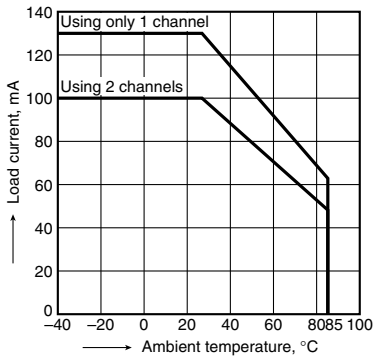
■ These products are not designed for automotive use.

If you are considering to use these products for automotive applications, please contact your local Panasonic Corporation technical representative.

REFERENCE DATA

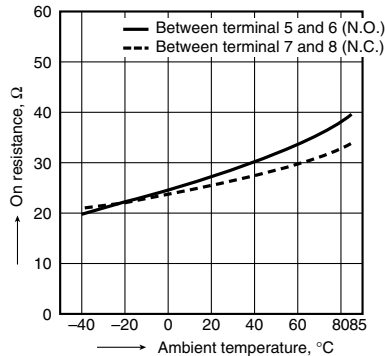
1. Load current vs. ambient temperature characteristics

Allowable ambient temperature: -40 to +85°C
-40 to +185°F



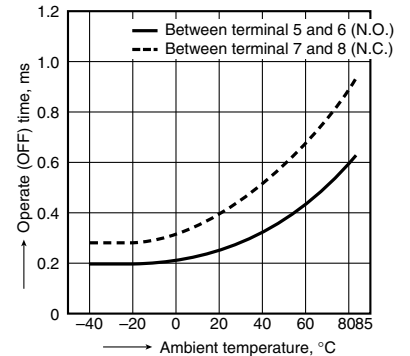
2. On resistance vs. ambient temperature characteristics

Measured portion: between terminals 5 and 6, 7 and 8;
LED current: 5 mA; Load voltage: 400 V (DC);
Continuous load current: 100 mA (DC)



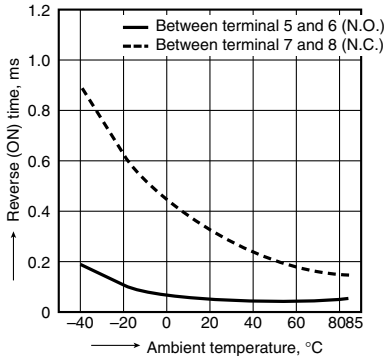
3. Operate time vs. ambient temperature characteristics

LED current: 5 mA;
Load voltage: 400 V (DC);
Continuous load current: 100 mA (DC)



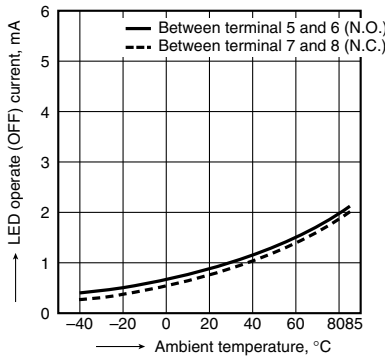
4. Reverse time vs. ambient temperature characteristics

LED current: 5 mA; Load voltage: 400 V (DC);
Continuous load current: 100 mA (DC)



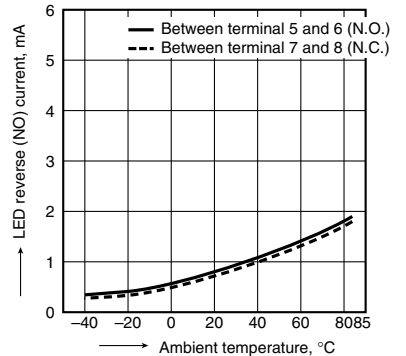
5. LED operate current vs. ambient temperature characteristics

Load voltage: 400 V (DC);
Continuous load current: 100 mA (DC)



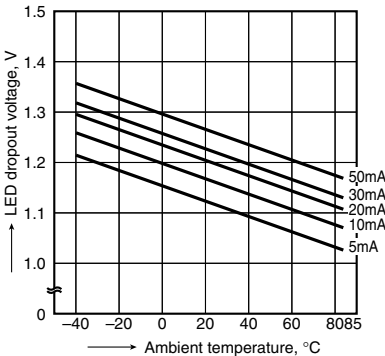
6. LED reverse current vs. ambient temperature characteristics

Load voltage: 400 V (DC);
Continuous load current: 100 mA (DC)



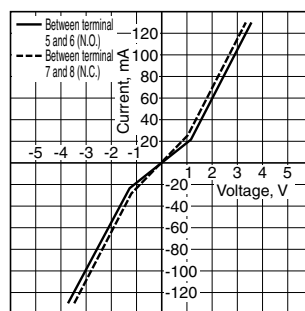
7. LED dropout voltage vs. ambient temperature characteristics

LED current: 5 to 50 mA



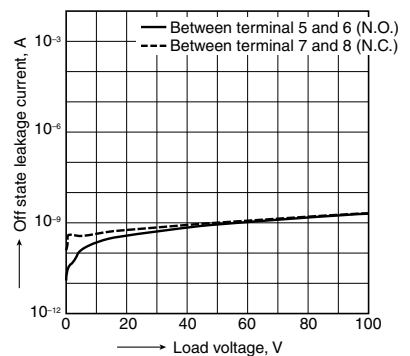
8. Current vs. voltage characteristics of output at MOS portion

Measured portion: between terminals 5 and 6, 7 and 8;
Ambient temperature: 25°C 77°F



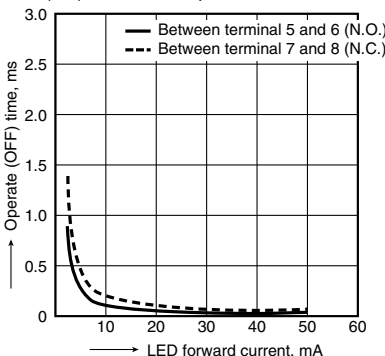
9. Off state leakage current vs. load voltage characteristics

Measured portion: between terminals 5 and 6, 7 and 8;
Ambient temperature: 25°C 77°F



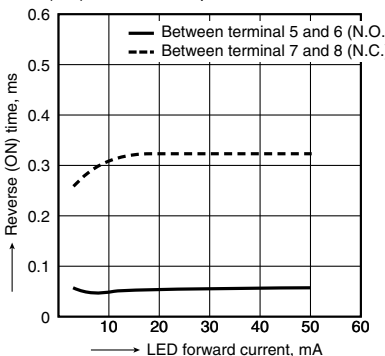
10. Operate time vs. LED forward current characteristics

Measured portion: between terminals 5 and 6, 7 and 8;
Load voltage: 400 V (DC); Continuous load current:
100 mA (DC); Ambient temperature: 25°C 77°F



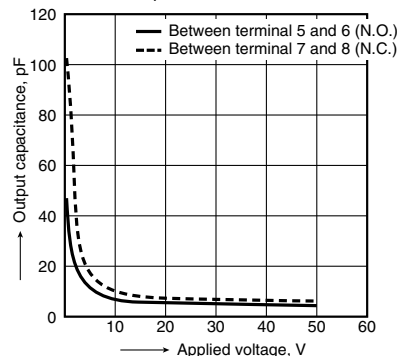
11. Reverse time vs. LED forward current characteristics

Measured portion: between terminals 5 and 6, 7 and 8;
Load voltage: 400 V (DC); Continuous load current:
100 mA (DC); Ambient temperature: 25°C 77°F



12. Output capacitance vs. applied voltage characteristics

Measured portion: between terminals 5 and 6, 7 and 8;
LED current: 0 mA (N.O.), 5 mA (N.C.); Frequency:
1 MHz; Ambient temperature: 25°C 77°F



"PhotoMOS®", "PhotoMOS" and "PHOTOMOS" are registered trademarks of Panasonic Corporation.

*Recognized in Japan, the United States, all member states of European Union and other countries.

Please contact

Panasonic Corporation

Electromechanical Control Business Division

■ 1006, Oaza Kadoma, Kadoma-shi, Osaka 571-8506, Japan
industrial.panasonic.com/ac/e/

Panasonic®

©Panasonic Corporation 2017

Mouser Electronics

Authorized Distributor

Click to View Pricing, Inventory, Delivery & Lifecycle Information:

[Panasonic:](#)

[AQW614AX](#) [AQW614AZ](#) [AQW614S](#)

Данный компонент на территории Российской Федерации

Вы можете приобрести в компании MosChip.

Для оперативного оформления запроса Вам необходимо перейти по данной ссылке:

<http://moschip.ru/get-element>

Вы можете разместить у нас заказ для любого Вашего проекта, будь то серийное производство или разработка единичного прибора.

В нашем ассортименте представлены ведущие мировые производители активных и пассивных электронных компонентов.

Нашей специализацией является поставка электронной компонентной базы двойного назначения, продукции таких производителей как XILINX, Intel (ex.ALTERA), Vicor, Microchip, Texas Instruments, Analog Devices, Mini-Circuits, Amphenol, Glenair.

Сотрудничество с глобальными дистрибьюторами электронных компонентов, предоставляет возможность заказывать и получать с международных складов практически любой перечень компонентов в оптимальные для Вас сроки.

На всех этапах разработки и производства наши партнеры могут получить квалифицированную поддержку опытных инженеров.

Система менеджмента качества компании отвечает требованиям в соответствии с ГОСТ Р ИСО 9001, ГОСТ РВ 0015-002 и ЭС РД 009

Офис по работе с юридическими лицами:

105318, г.Москва, ул.Щербаковская д.3, офис 1107, 1118, ДЦ «Щербаковский»

Телефон: +7 495 668-12-70 (многоканальный)

Факс: +7 495 668-12-70 (доб.304)

E-mail: info@moschip.ru

Skype отдела продаж:

moschip.ru

moschip.ru_4

moschip.ru_6

moschip.ru_9