

Digilent PmodSSD™ Peripheral Module Board Reference Manual

Revision: March 6, 2007



www.digilentinc.com


215 E Main Suite D | Pullman, WA 99163
(509) 334 6306 Voice and Fax

Overview

The PmodSSD offers a single two-digit seven-segment display device (7sd) that can attach directly to any Digilent system board. The 7sd uses high-bright LEDs that can be easily readable with less than 5mA of current, so they can be driven directly from most system boards.

Features include:

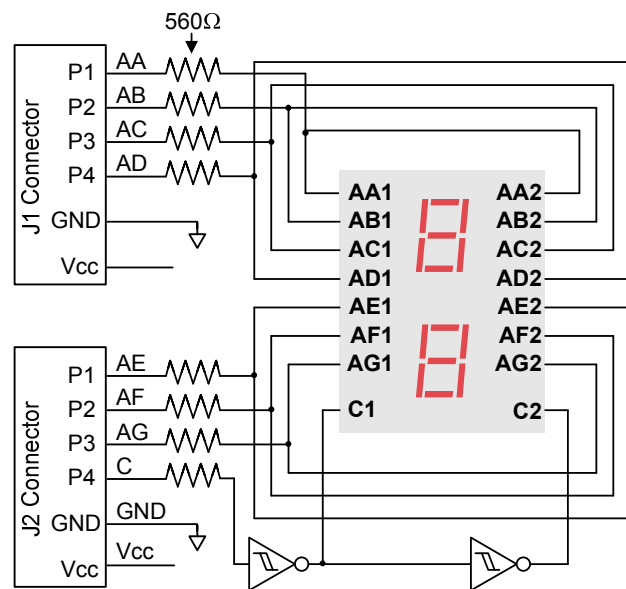
- two high bright seven-segment displays
- a 6-pin system connector
- small form factor (0.80" x 0.80").



Functional Description

The two digits on the common cathode seven-segment LED display are each composed of seven segments arranged in a “figure 8” pattern, with an LED embedded in each segment. Segment LEDs can be individually illuminated, so any one of 128 patterns can be displayed on a digit by illuminating certain LED segments and leaving the others dark. Of these 128 possible patterns, the ten corresponding to the decimal digits are the most useful.

The cathodes of the seven LEDs forming each digit are tied together into one “common cathode” circuit node, but the LED anodes remain separate. The common cathode signals are available as two “digit enable” input signals to the display. The anodes of similar segments on both digits are connected into seven circuit nodes that are available from the Pmod connector pins (so, for example, the two “D” anode signals from the two digits are connected to the P4 pin on J1). These seven anode signals are available as inputs to the 2-digit display. This signal connection scheme



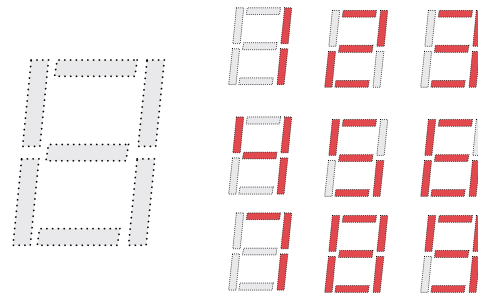
Seven-Segment Display Connection Diagram

creates a multiplexed display, where the anode signals are common to both digits but they can only illuminate the segments of the digit whose corresponding cathode signal is asserted.

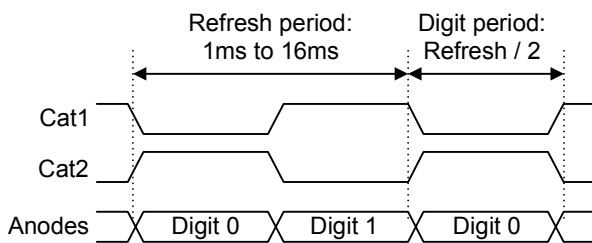
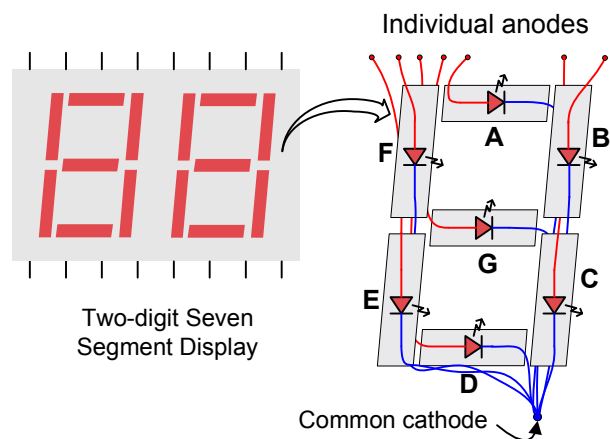
A scanning display controller circuit can be used to show a two-digit number on the display. This circuit drives the anode signals and corresponding cathode patterns of each

digit in a repeating, continuous succession, at an update rate that is faster than the human eye can respond. Each digit is illuminated one-half of the time, but because the eye cannot perceive the darkening of a digit before it is illuminated again, the digit appears continuously illuminated. If the update or “refresh” rate is slowed to a given point (around 45 hertz), then most people will begin to see the display flicker.

In order for each of the four digits to appear bright and continuously illuminated, both digits should be driven once every 1 to 16ms (for a refresh frequency of 1KHz to 60Hz). For example, in a 60Hz refresh scheme, the entire display would be refreshed once every 16ms, and each digit would be illuminated for 1/2 of the refresh cycle, or 8ms. The controller must assure that the correct anode pattern is present when the corresponding cathode signal is driven. To illustrate the process, if Cat1 is asserted while AB and AC are asserted, then a “1” will be displayed in digit position 1. Then, if Cat2 is asserted while AA, AB and AC are asserted, then a “7” will be displayed in digit position 2. If Cat1 and AB, AC are driven for 8ms, and then Cat2 and AA, AB, AC are driven for 8ms in an endless succession, the display will show “17”. An example timing diagram for a two-digit controller is shown below.



An un-illuminated seven-segment display, and nine illumination patterns corresponding to decimal digits



Данный компонент на территории Российской Федерации

Вы можете приобрести в компании MosChip.

Для оперативного оформления запроса Вам необходимо перейти по данной ссылке:

<http://moschip.ru/get-element>

Вы можете разместить у нас заказ для любого Вашего проекта, будь то серийное производство или разработка единичного прибора.

В нашем ассортименте представлены ведущие мировые производители активных и пассивных электронных компонентов.

Нашей специализацией является поставка электронной компонентной базы двойного назначения, продукции таких производителей как XILINX, Intel (ex.ALTERA), Vicor, Microchip, Texas Instruments, Analog Devices, Mini-Circuits, Amphenol, Glenair.

Сотрудничество с глобальными дистрибьюторами электронных компонентов, предоставляет возможность заказывать и получать с международных складов практически любой перечень компонентов в оптимальные для Вас сроки.

На всех этапах разработки и производства наши партнеры могут получить квалифицированную поддержку опытных инженеров.

Система менеджмента качества компании отвечает требованиям в соответствии с ГОСТ Р ИСО 9001, ГОСТ РВ 0015-002 и ЭС РД 009

Офис по работе с юридическими лицами:

105318, г.Москва, ул.Щербаковская д.3, офис 1107, 1118, ДЦ «Щербаковский»

Телефон: +7 495 668-12-70 (многоканальный)

Факс: +7 495 668-12-70 (доб.304)

E-mail: info@moschip.ru

Skype отдела продаж:

moschip.ru

moschip.ru_4

moschip.ru_6

moschip.ru_9