# LB Indicators

## Complement to LB Pushbuttons

### TYPICAL INDICATOR ORDERING EXAMPLE

LB 01 G W01 – 5C12 – JC

**Shapes**

| | |
|---|---|
| 01 | Square |
| 02 | Round |
| 03 | Rectangular |

**Housing**

| | |
|---|---|
| K | Black |
| G | Gray |

**Terminals**

| | |
|---|---|
| W01 | Silver Solder Lug/ Quick Connect Terminals* |

* Wire harness & cable assemblies offered only in Americas

**Lamps**

**Incandescent Lamp Used with Solid Cap**

| | |
|---|---|
| 05 | 5-volt |
| 12 | 12-volt |

**Incandescent or Neon Used with Insert Cap**

| | |
|---|---|
| 01 | 110-volt Neon |
| 05 | 5-volt Incandescent |
| 12 | 12-volt Incandescent |

**Bright LED Used with LED Cap**

| Colors | | Resistor | |
|---|---|---|---|
| 5C | Red | No Code | No Resistor |
| 5D | Amber | 05 | 5-volt |
| | | 12 | 12-volt |
| 5F | Green | 24 | 24-volt |

**Super Bright LED Used with LED Cap**

| | |
|---|---|
| 6B | White |
| 6F | Green |
| 6G | Blue |

**Cap Types & Colors**

**Solid Cap: Lens/Filter Colors**

| | |
|---|---|
| BJ | White/Clear |
| CJ | Red/Clear |
| EJ | Yellow/Clear |
| FJ | Green/Clear |
| GJ | Blue/Clear |

**Insert Cap: Lens/Filter Colors**

| | |
|---|---|
| JB | Clear/White |
| JC | Clear/Red |
| JE | Clear/Yellow |
| *JF | Clear/Green |
| *JG | Clear/Blue |

*JF & JG not suitable with neon.

**LED Cap: Lens/Diffuser Colors**

| | |
|---|---|
| JB | Clear/White |
| JC | Clear/Red |
| JD | Clear/Amber |
| JF | Clear/Green |

**LED Cap: Lens/Diffuser Colors**

| | |
|---|---|
| JB | Clear/White |

### DESCRIPTION FOR TYPICAL ORDERING EXAMPLE

**LB01GW01-5C12-JC**



## SHAPES & PANEL CUTOUTS

**01** **.622″ (15.8mm) Square**

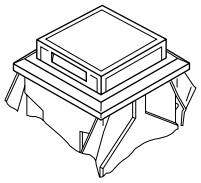

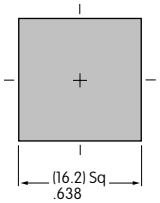


**02** **.854″ (21.7mm) Round**

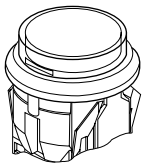

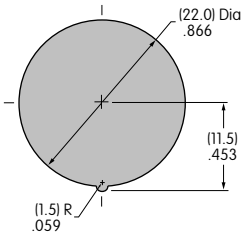


**03** **.622″ x .866″ (15.8mm x 22.0mm) Rectangular**

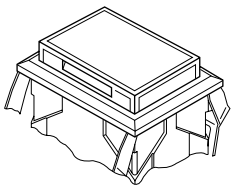

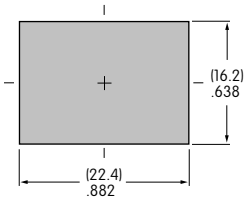


Panel Thickness: .039″ ~ .157″ (1.0 ~ 4.0mm)

## HOUSING

**Housing Colors Available:** **K** Black **G** Gray

## TERMINALS

**W01** **Silver Solder Lug/.110″ (2.8mm) Quick Connect**

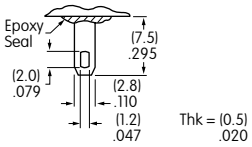


## LAMP CODES & SPECIFICATIONS

**Incandescent Lamp for Solid Colored and Colored Insert Caps**

| **AT607** | | | **05** | **12** |
|---|---|---|---|---|
| T-1 Bi-pin | Voltage | V | 5V AC | 12V AC |
| | Current | I | 115mA | 60mA |
| | Endurance | Hours | 10,000 average | |
| | Ambient Temp. Range | | −25°C ~ +50°C | |

**Neon Lamp for Colored Insert Cap**

| **AT607N** | | | **01** |
|---|---|---|---|
| T-1 Bi-pin | Voltage | V | 110V AC |
| | Current | I | 1.5mA |
| | Endurance | Hours | 10,000 average |
| | Ambient Temp. Range | | −25°C ~ +50°C |
| | Recommended Resistors: 33K ohms for 110V AC; 100K ohms for 220V AC | | |

The electrical specifications shown are determined at a basic temperature of 25°C.

# LB Indicators



## LED COLORS & SPECIFICATIONS

The electrical specifications shown are determined at a basic temperature of 25°C. Polarity marks are on the device.
If the source voltage exceeds the rated voltage, a ballast resistor is required.
The resistor value can be calculated by using the formula in the Supplement section.
Additional lamp detail is shown in the Accessories & Hardware section.

### Bright LED without Resistor

**AT635**

LEDs are colored in OFF state.

T-1½ Bi-pin

| Color Codes | Red 5C | Amber 5D | Green 5F | No Code (No Resistor) Red | Amber | Green |
|---|---|---|---|---|---|---|
| Forward Peak Current | $I_{FM}$ | | | 30mA | 30mA | 30mA |
| Continuous Forward Current | $I_F$ | | | 20mA | 20mA | 20mA |
| Forward Voltage | $V_F$ | | | 1.9V | 2.0V | 2.1V |
| Reverse Peak Voltage | $V_{RM}$ | | | 5V | 5V | 5V |
| Current Reduction Rate Above 25°C | $\Delta I_F$ | | | 0.42mA/°C | 0.42mA/°C | 0.42mA/°C |
| Ambient Temperature Range | | | | −25° ~ +50°C | | |

### Bright LED with Resistor

**AT627 with Resistor**

T-1 Bi-pin

| Color Codes: | Red 5C | Amber 5D | Green 5F | Resistor Codes 05 | 12 | 24 |
|---|---|---|---|---|---|---|
| Forward Peak Current | $I_{FM}$ | | | — | — | — |
| Continuous Forward Current | $I_F$ | | | 52mA | 26mA | 13mA |
| Forward Voltage | $V_F$ | | | 5V | 12V | 24V |
| Reverse Peak Voltage | $V_{RM}$ | | | 4V | 8V | 16V |
| Current Reduction Rate Above 25°C | $\Delta I_F$ | | | 0.50mA/°C | | |
| Ambient Temperature Range | | | | −25° ~ +50°C | | |

AT627
5-volt
4-element
with Resistor

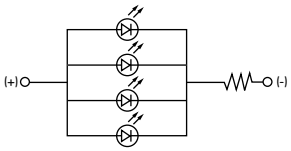


AT627
12-volt
4-element
with Resistor

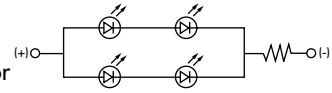


AT627
24-volt
4-element
with Resistor

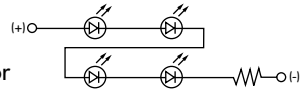


### Super Bright Single Element LED

**AT625G Blue**
**AT631B White**
**AT632F Green**

T-1 Bi-pin

ATTENTION ELECTROSTATIC SENSITIVE DEVICES

| Color | | 6B White | 6F Green | 6G Blue |
|---|---|---|---|---|
| Forward Peak Current | $I_{FM}$ | 30mA | 30mA | 30mA |
| Continuous Forward Current | $I_F$ | 20mA | 20mA | 20mA |
| Forward Voltage | $V_F$ | 3.6V | 3.5V | 3.6V |
| Reverse Peak Voltage | $V_{RM}$ | 5V | 5V | 5V |
| Current Reduction Rate Above 25°C | $\Delta I_F$ | 0.50mA/°C | | |
| Ambient Temperature Range | | −25° ~ +50°C | | |

## CAP TYPES & COLOR COMBINATIONS

**Color Codes:** **B** White **C** Red **D** Amber **E** Yellow **F** Green **G** Blue **J** Clear

### Solid Cap for Incandescent Lamp

**Lens/Filter Colors Available:**

BJ FJ CJ GJ EJ

**AT476 Square**

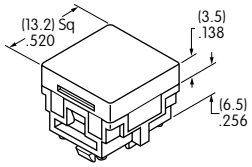


**AT4012 Round**

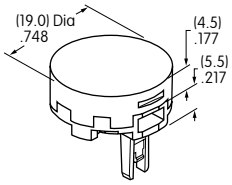


**AT4026 Rectangular**

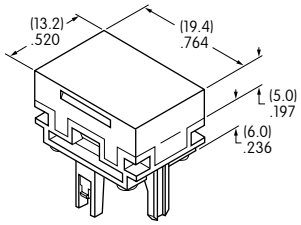


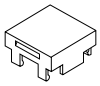

Translucent Colored Lens

Transparent Clear Filter

Lamp AT607

Material: Polycarbonate Finish: Glossy

### Insert Cap for Incandescent or Neon Lamp

**Lens/Filter Colors Available:**

JB JF JC JG JE

JF and JG not suitable with neon lamp.

**AT477 Square**

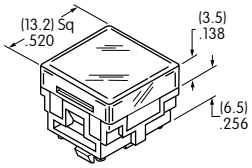


**AT4013 Round**

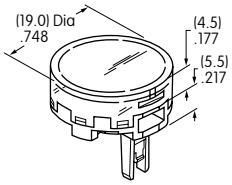


**AT4027 Rectangular**

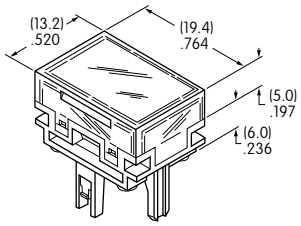

Transparent Clear Lens

Translucent Colored Filter

Lamp AT607 or 607N

Material: Polycarbonate Finish: Glossy

### Cap for Bright LED without Resistor

**Lens/Diffuser Colors Available:**

JB JC JD JF

**AT4176 Square**

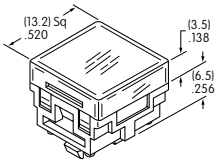


**AT4178 Round**

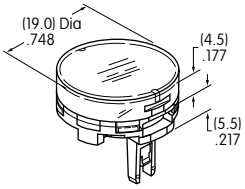


**AT4177 Rectangular**

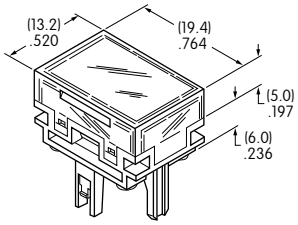


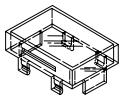

Transparent Clear Lens

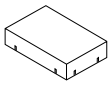

Translucent Colored Diffuser

Bright LED AT635

Material: Polycarbonate Finish: Glossy

### Cap for Bright LED with Resistor

**Lens/Diffuser Colors Available:**

JB JC JD JF

**AT4162 Square**

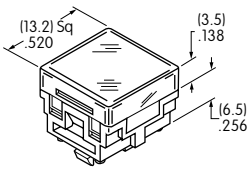


**AT4164 Round**

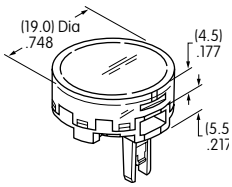


**AT4163 Rectangular**

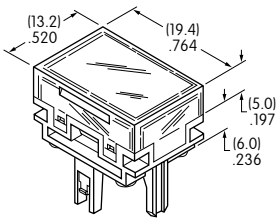


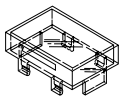

Transparent Clear Lens

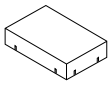

Translucent Colored Diffuser

Bright LED AT627

Material: Polycarbonate Finish: Glossy

# LB Indicators

## Complement to LB Pushbuttons

## CAP TYPES & COLOR COMBINATIONS

**Cap for Super Bright LEDs**

**JB** **Clear Lens White Diffuser**

Material:
Polycarbonate
Finish: Glossy

**AT4129 Square**

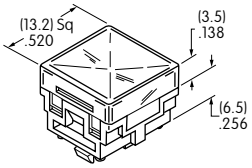


**AT4128 Round**

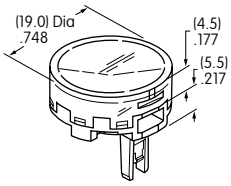


**AT4130 Rectangular**

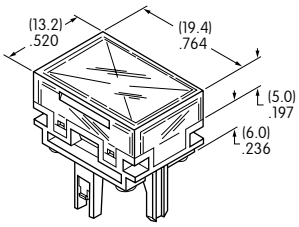


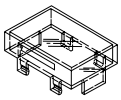

Transparent Clear Lens

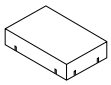

Translucent White Diffuser

LEDs AT625 AT631 AT632

## TYPICAL INDICATOR DIMENSIONS

### Square

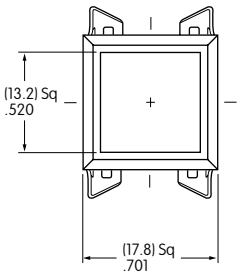


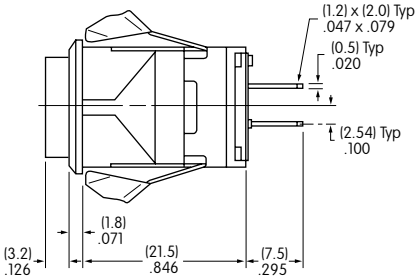


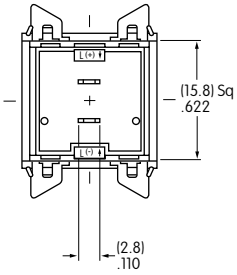


**LB01KW01-12-CJ**

### Round

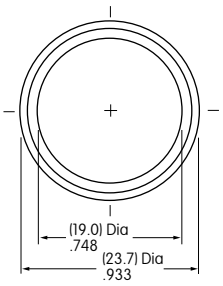


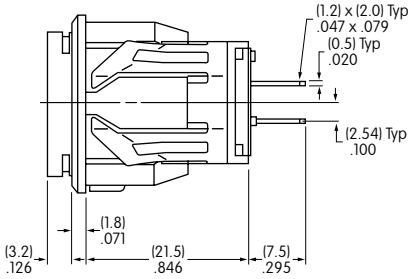


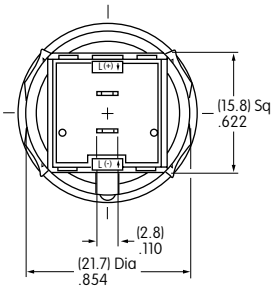


**LB02KW01-12-CJ**

### Rectangular

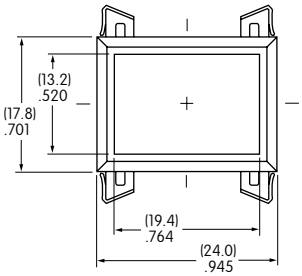


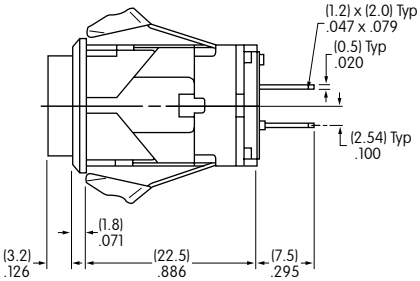


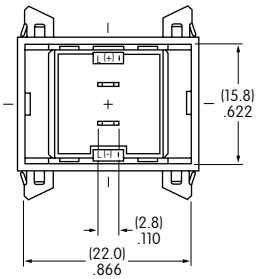

Общество с ограниченной ответственностью «МосЧип» ИНН 7719860671 / КПП 771901001
Адрес: 105318, г.Москва, ул.Щербаковская д.3, офис 1107

**Данный компонент на территории Российской Федерации**

**Вы можете приобрести в компании MosChip.**

Для оперативного оформления запроса Вам необходимо перейти по данной ссылке:

http://moschip.ru/get-element

Вы можете разместить у нас заказ для любого Вашего проекта, будь то серийное производство или разработка единичного прибора.

В нашем ассортименте представлены ведущие мировые производители активных и пассивных электронных компонентов.

Нашей специализацией является поставка электронной компонентной базы двойного назначения, продукции таких производителей как XILINX, Intel (ex.ALTERA), Vicor, Microchip, Texas Instruments, Analog Devices, Mini-Circuits, Amphenol, Glenair.

Сотрудничество с глобальными дистрибьюторами электронных компонентов, предоставляет возможность заказывать и получать с международных складов практически любой перечень компонентов в оптимальные для Вас сроки.

На всех этапах разработки и производства наши партнеры могут получить квалифицированную поддержку опытных инженеров.

Система менеджмента качества компании отвечает требованиям в соответствии с ГОСТ Р ИСО 9001, ГОСТ РВ 0015-002 и ЭС РД 009

**Офис по работе с юридическими лицами:**

105318, г.Москва, ул.Щербаковская д.3, офис 1107, 1118, ДЦ «Щербаковский»

Телефон: +7 495 668-12-70 (многоканальный)

Факс: +7 495 668-12-70 (доб.304)

E-mail: info@moschip.ru

Skype отдела продаж:
moschip.ru
moschip.ru_4
moschip.ru_6
moschip.ru_9