

DETAIL A
KEY SLOTS #2 & #4 SHOWN
SCALE 2:1



spec ref	---	dr	Stu Stoner	2008/02/05	projection	MM	size	A3	scale	1:1
tolerance std	---	eng	Tom Feng	2014/09/24			ecn no	ELX-N-18883-1	rel level	Released
---	TOLERANCES UNLESS OTHERWISE SPECIFIED	chr	-	---						
surface	✓	appr	Delhy Liu	2014/09/24			title FINAL CABLE ASSEMBLY-ALTERNATE CABLE Mini SAS 2.0/SATA (CRKT)		dwg no 10084749	rev H
---	linear	www.fci.com		cat. no.	-		Product - Customer Drw		sheet 1 of 6	
	angular	0°	±2°	PDS: Rev :H		STATUS:Released		Printed: Sep 24, 2014		

Copyright FCI.



KEY SLOT 2, 4 & 6
 ○ ◇ UNVERSIAL PORT



KEY SLOT 2 & 4
 ◇ OUT PORT



KEY SLOT 4 & 6
 ○ IN PORT

MINI SAS 2.0

PRODUCT NUMBER SEE NOTE 4	HUAWEI PART NUMBER	DESCRIPTION	GAUGE	"DIM L" LENGTH	END P1 KEY SLOT	END P2 KEY SLOT	IDENTIFIER
I0084749-M060002LF	/	X4 SAS CABLE ASSEMBLY	24 AWG	6M	4, 6	4, 6	SUBTRACTIVE ROUTING (IN PORT), SAS
I0084749-N040002LF	/	X4 SAS CABLE ASSEMBLY	26 AWG	4M	4, 6	4, 6	
I0084749-N050002LF	/	X4 SAS CABLE ASSEMBLY	26 AWG	5M	4, 6	4, 6	
I0084749-P010002LF	/	X4 SAS CABLE ASSEMBLY	28 AWG	1M	4, 6	4, 6	
I0084749-P020002LF	/	X4 SAS CABLE ASSEMBLY	28 AWG	2M	4, 6	4, 6	
I0084749-P030002LF	/	X4 SAS CABLE ASSEMBLY	28 AWG	3M	4, 6	4, 6	
I0084749-M060003LF	/	X4 SAS CABLE ASSEMBLY	24 AWG	6M	2, 4, 6	2, 4, 6	UNIVERSAL KEY, SAS
I0084749-N030003LF	/	X4 SAS CABLE ASSEMBLY	26 AWG	3M	2, 4, 6	2, 4, 6	
I0084749-N040003LF	/	X4 SAS CABLE ASSEMBLY	26 AWG	4M	2, 4, 6	2, 4, 6	
I0084749-N050003LF	/	X4 SAS CABLE ASSEMBLY	26 AWG	5M	2, 4, 6	2, 4, 6	
I0084749-P002503LF	/	X4 SAS CABLE ASSEMBLY	28 AWG	0.25M	2, 4, 6	2, 4, 6	
I0084749-P010003LF	/	X4 SAS CABLE ASSEMBLY	28 AWG	1M	2, 4, 6	2, 4, 6	
I0084749-P015003LF	/	X4 SAS CABLE ASSEMBLY	28 AWG	1.5M	2, 4, 6	2, 4, 6	
I0084749-P020003LF	/	X4 SAS CABLE ASSEMBLY	28 AWG	2M	2, 4, 6	2, 4, 6	
I0084749-P025003LF	/	X4 SAS CABLE ASSEMBLY	28 AWG	2.5M	2, 4, 6	2, 4, 6	
I0084749-P030003LF	/	X4 SAS CABLE ASSEMBLY	28 AWG	3M	2, 4, 6	2, 4, 6	
I0084749-M060006LF	/	X4 SAS CABLE ASSEMBLY	24 AWG	6M	2, 4	4, 6	SAS, TABLE ROUTING (OUT PORT), TO SUBTRACTIVE ROUTING (IN PORT)
I0084749-N010006LF	/	X4 SAS CABLE ASSEMBLY	26 AWG	1M	2, 4	4, 6	
I0084749-N030006LF	/	X4 SAS CABLE ASSEMBLY	26 AWG	3M	2, 4	4, 6	
I0084749-N040006LF	/	X4 SAS CABLE ASSEMBLY	26 AWG	4M	2, 4	4, 6	
I0084749-N050006LF	/	X4 SAS CABLE ASSEMBLY	26 AWG	5M	2, 4	4, 6	
I0084749-P010006LF	0405G005	X4 SAS CABLE ASSEMBLY	28 AWG	1M	2, 4	4, 6	
I0084749-P020006LF	/	X4 SAS CABLE ASSEMBLY	28 AWG	2M	2, 4	4, 6	
I0084749-P030006LF	0405G003	X4 SAS CABLE ASSEMBLY	28 AWG	3M	2, 4	4, 6	

MINI SAS 2.0 KEYING OPTIONS

spec ref	---	dr	Stu Stoner	2008/02/05	projection	MM	size	A3	scale	1:1	
tolerance std	---	eng	Tom Feng	2014/09/24			ecn no	ELX-N-18883-1	rel level	Released	
---	TOLERANCES UNLESS OTHERWISE SPECIFIED	chr	-	-							
surface	✓	appr	Delhy Liu	2014/09/24	product family	MiniSAS/SATA	dwg no		10084749	rev	H
linear	0.X ±0.3			title	FINAL CABLE ASSEMBLY-ALTERNATE CABLE		cat. no.		-	Product - Customer Drw	sheet 2 of 6
linear	0.XX ±0.10	www.fci.com		Mini SAS 2.0/SATA (CRKT)		PDS: Rev :H		STATUS:Released		Printed: Sep 24, 2014	
linear	0.XXX ±0.050										
angular	0° ±2°										

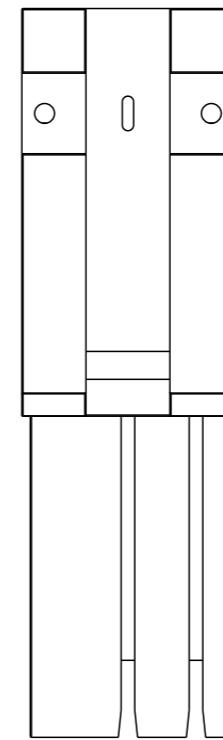
SATA

PRODUCT NUMBER SEE NOTE 4	DESCRIPTION	GAUGE	"DIM L" LENGTH	END P1 KEY SLOT	END P2 KEY SLOT	IDENTIFIER
10084749-M060004LF	X4 SATA CABLE ASSEMBLY	24 AWG	6M	1,4	1,4	X CABLE, SATA
10084749-N020004LF	X4 SATA CABLE ASSEMBLY	26 AWG	2M	1,4	1,4	
10084749-N040004LF	X4 SATA CABLE ASSEMBLY	26 AWG	4M	1,4	1,4	
10084749-N050004LF	X4 SATA CABLE ASSEMBLY	26 AWG	5M	1,4	1,4	
10084749-P010004LF	X4 SATA CABLE ASSEMBLY	28 AWG	1M	1,4	1,4	
10084749-P030004LF	X4 SATA CABLE ASSEMBLY	28 AWG	3M	1,4	1,4	
10084749-M060005LF	X4 SATA CABLE ASSEMBLY	24 AWG	6M	7	7	M CABLE, SATA
10084749-N020005LF	X4 SATA CABLE ASSEMBLY	26 AWG	2M	7	7	
10084749-N040005LF	X4 SATA CABLE ASSEMBLY	26 AWG	4M	7	7	
10084749-N050005LF	X4 SATA CABLE ASSEMBLY	26 AWG	5M	7	7	
10084749-P010005LF	X4 SATA CABLE ASSEMBLY	28 AWG	1M	7	7	
10084749-P030005LF	X4 SATA CABLE ASSEMBLY	28 AWG	3M	7	7	

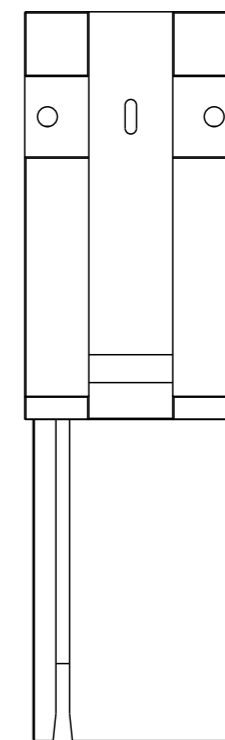


**BEND RADIUS
(24 AWG SHOWN)**

CABLE	DIM "A"	DIM "B"
24 AWG	(R46.9)	(Ø 9.5mm)
26 AWG	(R41.7)	(Ø 8.3mm)
28 AWG	(R37.7)	(Ø 7.6mm)



KEY SLOT 1 & 4
X CABLE, SATA



KEY SLOT 7
M CABLE, SATA

SATA KEYING OPTIONS

spec ref	---	dr	Stu Stoner	2008/02/05	projection	MM	size	A3	scale	1:1	
tolerance std	---	eng	Tom Feng	2014/09/24			ecn no	ELX-N-18883-1	rel level	Released	
---	TOLERANCES UNLESS OTHERWISE SPECIFIED	chr	-	---							
---		appr	Delhly Liu	2014/09/24							product family
surface	✓	linear	0.X	±0.3		title FINAL CABLE ASSEMBLY-ALTERNATE CABLE Mini SAS 2.0/SATA (CRKT)	dwg no 10084749	rev H	cat. no. -	Product - Customer Drw	sheet 3 of 6
			0.XX	±0.10							
			0.XXX	±0.050							
---		angular	0°	±2°	www.fci.com						

A

B

C

D

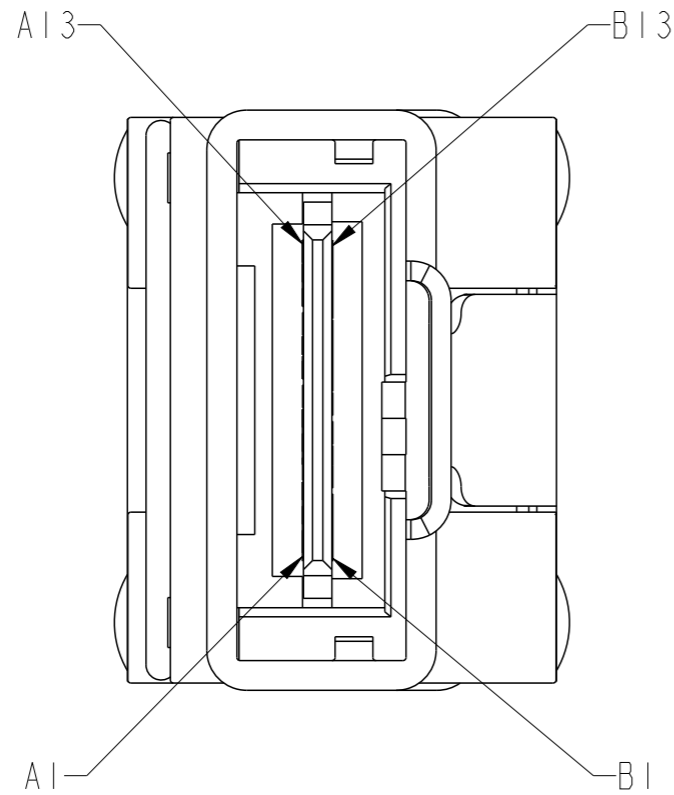
A

B

C

D

WIRING LIST SEE NOTE 7



	GND	A1	—	B1	GND
	Rx 0+	A2	←	B2	Tx 0+
	Rx 0-	A3	←	B3	Tx 0-
	GND	A4	—	B4	GND
	Rx 1+	A5	←	B5	Tx 1+
	Rx 1-	A6	←	B6	Tx 1-
	GND	A7	—	B7	GND
	Rx 2+	A8	←	B8	Tx 2+
	Rx 2-	A9	←	B9	Tx 2-
	GND	A10	—	B10	GND
	Rx 3+	A11	←	B11	Tx 3+
	Rx 3-	A12	←	B12	Tx 3-
	GND	A13	—	B13	GND
P1	GND	B1	—	A1	GND
	Tx 0+	B2	→	A2	Rx 0+
	Tx 0-	B3	→	A3	Rx 0-
	GND	B4	—	A4	GND
	Tx 1+	B5	→	A5	Rx 1+
	Tx 1-	B6	→	A6	Rx 1-
	GND	B7	—	A7	GND
	Tx 2+	B8	→	A8	Rx 2+
	Tx 2-	B9	→	A9	Rx 2-
	GND	B10	—	A10	GND
	Tx 3+	B11	→	A11	Rx 3+
	Tx 3-	B12	→	A12	Rx 3-
	GND	B13	—	A13	GND
					P2



Copyright FCI.

spec ref	---	dr	Stu Stoner	2008/02/05	projection	MM	size	A3	scale	1:1
tolerance std	---	eng	Tom Feng	2014/09/24			ecn no	ELX-N-18883-1	rel level	Released
---	TOLERANCES UNLESS OTHERWISE SPECIFIED	chr	-	-						
surface	✓	appr	Delhy Liu	2014/09/24	product family	MiniSAS/SATA				
linear	0.X ±0.3			FINAL CABLE ASSEMBLY-ALTERNATE CABLE Mini SAS 2.0/SATA (CRKT)		dwg no 10084749		rev H		
	0.XX ±0.10									
	0.XXX ±0.050									
angular	0° ±2°	www.fci.com	cat. no.	-	Product - Customer Drw		sheet 4 of 6			

NOTES:

- ① - MATERIAL:
 BACK SHELLS: ZINC DIECAST
 PULL TAB: MOLDED THERMOPLASTIC
 LATCH: STAINLESS STEEL
 JET MELT: POLYAMIDE POLYMER
- 2 - ELECTRICAL PERFORMANCE PER CURRENT REVISION
 OF SERIAL ATA, T10/I760-D (SAS-2 REQUIREMENTS).
- ③ - THIS PRODUCT MEETS THE RESTRICTION OF HAZARDOUS SUBSTANCES IN
 ELECTRICAL AND ELECTRONIC EQUIPMENT (RoHS) DIRECTIVE (2002/95/EC)

4 - PART NUMBER DESCRIPTION

10084749 - X XX XX XX LF



- ⑤ - UNLESS OTHERWISE SPECIFIED ASSEMBLED LENGTH TOLERANCE IS TO BE:
 < 1 METER = $\pm 25.0\text{mm}$
 > 1 METER TO 6 METERS = $\pm 2\%$ OF "DIM L"

spec ref	---	dr	Stu Stoner	2008/02/05	projection	MM	size	A3	scale	1:1
tolerance std	---	eng	Tom Feng	2014/09/24		← →	ecn no	ELX-N-18883-1		
---	TOLERANCES UNLESS OTHERWISE SPECIFIED	chr	-	-			product family	MiniSAS/SATA	rel level	Released
surface	✓	appr	Delhy Liu	2014/09/24	title		dwg no	10084749	rev	H
---	linear	www.fci.com		cat. no.	-	Product - Customer Drw		sheet 5 of 6		
	angular	0°	$\pm 2^\circ$							



Copyright FCI.

NOTES CONTINUED:

- ⑥ - UNLESS OTHERWISE SPECIFIED LABEL POSITION IS TO BE 100mm FROM REAR OF CONNECTOR.
LABEL DETAILS:



FONT SHALL BE CLEARLY VISIBLE AND BLACK IN COLOR.

- ⑦ - ALL CABLE ASSEMBLIES SHALL BE 100% TESTED FOR CONTINUITY AS DEFINED IN WIRING LIST.
- ⑧ - UNLESS OTHERWISE SPECIFIED ALL CABLE ASSEMBLIES SHALL BE 100% HI-POT TESTED BY APPLYING 300V DC FOR A MINIMUM OF 10ms, UNLESS ACTIVE COMPONENTS ARE USED IN THIS ASSEMBLY.
- 9 - OTHER TESTING PERFORMED AS REQUIRED BY PRODUCT SPECIFICATION: GS-12-548.
- 10 - PACKAGING OF LEAD FREE PRODUCTS MEETS LABELING AND PACKAGING PER SPECIFICATION GS-14-920. PACKAGE CABLE ASSEMBLIES PER GS-14-1272. ADD DUST COVER ON MINI-SAS CONNECTOR WHEN PACKAGE FOR SHIPMENT NEED STICK BELOW LABEL ON PE BAG.



11. THIS DIMENSION IS A FINISHED PRODUCT LENGTH.

12. A "△" SYMBOL WILL BE NEXT TO ANY DIMENSION, VIEW, OR NOTE WHICH HAS BEEN MODIFIED WITH THE CURRENT DRAWING REVISION. THE CURRENT REVISION WILL BE SHOWN IN THE SYMBOL.

spec ref	---	dr	Stu Stoner	2008/02/05	projection	MM	size	A3	scale	1:1			
tolerance std	TOLERANCES UNLESS OTHERWISE SPECIFIED	eng	Tom Feng	2014/09/24			ecn no		ELX-N-18883-1				
---		chr	-	-			product family		MiniSAS/SATA		rel level	Released	
---		appr	Delhy Liu	2014/09/24	product family		MiniSAS/SATA		rel level		Released		
surface	✓	linear	0.X	±0.3		title FINAL CABLE ASSEMBLY-ALTERNATE CABLE Mini SAS 2.0/SATA (CRKT)	dwg no 10084749	rev H	www.fci.com				
			0.XX	±0.10					cat. no.	-	Product - Customer Drw		sheet 6 of 6
		angular	0°	±2°					PDS: Rev :H		STATUS:Released		Printed: Sep 24, 2014



Copyright FCI.

Данный компонент на территории Российской Федерации

Вы можете приобрести в компании MosChip.

Для оперативного оформления запроса Вам необходимо перейти по данной ссылке:

<http://moschip.ru/get-element>

Вы можете разместить у нас заказ для любого Вашего проекта, будь то серийное производство или разработка единичного прибора.

В нашем ассортименте представлены ведущие мировые производители активных и пассивных электронных компонентов.

Нашей специализацией является поставка электронной компонентной базы двойного назначения, продукции таких производителей как XILINX, Intel (ex.ALTERA), Vicor, Microchip, Texas Instruments, Analog Devices, Mini-Circuits, Amphenol, Glenair.

Сотрудничество с глобальными дистрибьюторами электронных компонентов, предоставляет возможность заказывать и получать с международных складов практически любой перечень компонентов в оптимальные для Вас сроки.

На всех этапах разработки и производства наши партнеры могут получить квалифицированную поддержку опытных инженеров.

Система менеджмента качества компании отвечает требованиям в соответствии с ГОСТ Р ИСО 9001, ГОСТ РВ 0015-002 и ЭС РД 009

Офис по работе с юридическими лицами:

105318, г.Москва, ул.Щербаковская д.3, офис 1107, 1118, ДЦ «Щербаковский»

Телефон: +7 495 668-12-70 (многоканальный)

Факс: +7 495 668-12-70 (доб.304)

E-mail: info@moschip.ru

Skype отдела продаж:

moschip.ru

moschip.ru_4

moschip.ru_6

moschip.ru_9