

# ATC 400 Z Series Precision Tolerance NPO RF Microwave Capacitors

- EIA Case Size 0201
- Capacitance Range 0.1 pF to 22 pF
- Tolerances to  $\pm 0.02$  pF
- Ultra Stable Performance
- RoHS Compliant / Lead-Free

ATC's new 400Z Series Precision Tolerance, Thin Film, NPO RF Microwave Capacitor is manufactured with the highest quality materials to provide reliable and repeatable performance. The 400Z is constructed with a low loss silicon dioxide and silicon oxynitride dielectric along with high quality sputtered electrode materials to ensure superior performance.

High electrical and thermal conductivity and high stability over temperature make this device suitable for a variety of critical small and large signal RF and microwave applications. This Series offers the tightest tolerances available over a wide range of capacitance values.

The 400Z is built in an 0201 SMT package and is fully compatible with high speed automated pick-and-place manufacturing. It is designed to meet the most stringent RF and Microwave requirements.

Typical applications: Filter Networks, Matching Networks, High Q Frequency Sources, Tuning, Coupling, Bypass and DC Blocking.

## ENVIRONMENTAL TESTS

### LIFE TEST:

MIL-STD-202F, Method 108A, for 1000 hours, at 125°C.  
200% WVDC applied.

### ACCELERATED DAMP HEAT STEADY STATE


MIL-STD-202, Method 106: 85°C, 85% RH, at rated WVDC, 1000 hours

### TEMPERATURE CYCLING

MIL-STD-202F METHOD 107E: -55°C to +125°C, 15 cycles

### RESISTANCE TO SOLDER HEAT IEC-68-2-58:

260°C  $\pm 5^\circ\text{C}$  for 10 secs.



## ELECTRICAL AND MECHANICAL SPECIFICATIONS

### TEMPERATURE COEFFICIENT OF CAPACITANCE (TCC):

0  $\pm 30$  PPM/ $^\circ\text{C}$  (-55°C to +125°C) 0.1 to 3.9 pF  
0  $\pm 60$  PPM/ $^\circ\text{C}$  (-55°C to +125°C) 4.0 to 22 pF

### INSULATION RESISTANCE (IR):

10<sup>4</sup> Megohms min. @ +25°C at rated WVDC

### WORKING VOLTAGE (WVDC):

See Capacitance Values Table, page 2

### DIELECTRIC WITHSTANDING VOLTAGE (DWV):

250% of rated WVDC for 5 secs

### AGING EFFECTS: None

### DIELECTRIC ABSORPTION: 0.01%

**SOLDERABILITY, IEC-68-2-58:** Components completely immersed in a solder bath at 235°C for 2 secs.

**LEACH RESISTANCE, IEC-68-2-58:** Components completely immersed in a solder bath at 260  $\pm 5^\circ\text{C}$  for 60 secs.

**ADHESION, MIL-STD-202F, METHOD 211A:** a force of 1.1 lbs. applied for 10 secs.

### OPERATING TEMPERATURE RANGE:

From -55°C to +125°C (No derating of working voltage)

**TERMINAL STRENGTH IEC-68-2-21, AMEND. 2:** a force of 1.1 lbs. applied for 10 secs.

**STORAGE:** 12 months minimum with components stored in "as received" packaging



**AMERICAN**  
ATC North America  
sales@atceramics.com

**TECHNICAL**  
ATC Europe  
sales@atceramics.com

**CERAMICS**  
ATC Asia  
sales@atceramics-asia.com

**THE ENGINEERS' CHOICE®**  
ISO 9001 REGISTERED  
COMPANY

**THE ENGINEERS' CHOICE™**

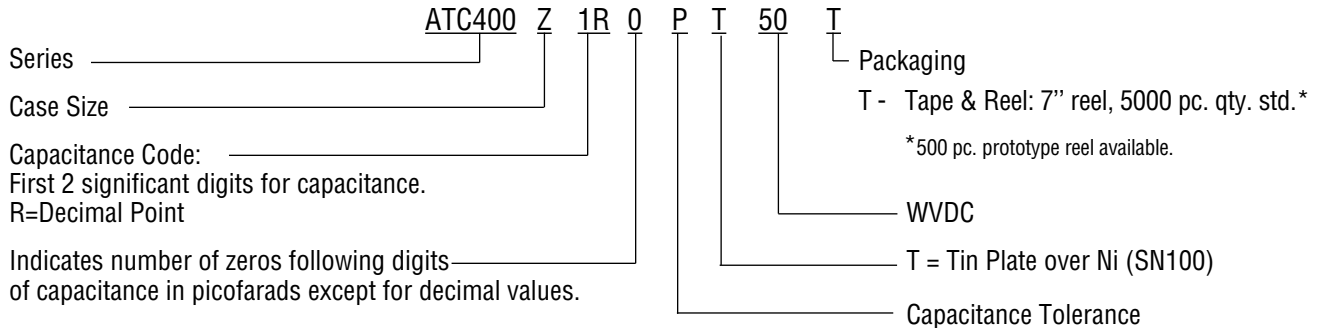
**www.atceramics.com**

# ATC 400 Z Capacitance Values

CAP CODE	CAP (pF)	TOL.	RATED WVDC	CAP CODE	CAP (pF)	TOL.	RATED WVDC	CAP CODE	CAP (pF)	TOL.	RATED WVDC
0R1	0.1	A, B, C	100	2R3	2.3	Q, A, B, C	25	4R5	4.5	B, C	25
0R2	0.2			2R4	2.4			4R6	4.6		
0R3	0.3			2R5	2.5			4R7	4.7		
0R4	0.4			2R6	2.6			5R1	5.1		
0R5	0.5			2R7	2.7			5R6	5.6		
0R6	0.6			2R8	2.8			6R2	6.2		
0R7	0.7			2R9	2.9			6R8	6.8		
0R8	0.8			3R0	3.0			7R5	7.5		
0R9	0.9			3R1	3.1			8R2	8.2		
1R0	1.0	P, Q, A, B	50	3R2	3.2	A, B, C	25	9R1	9.1	F, G, J	16
1R1	1.1			3R3	3.3			100	10		
1R2	1.2			3R4	3.4			110	11		
1R3	1.3			3R5	3.5			120	12		
1R4	1.4			3R6	3.6			130	13		
1R5	1.5			3R7	3.7			140	14		
1R6	1.6			3R8	3.8			150	15		
1R7	1.7			3R9	3.9			160	16		
1R8	1.8			4R0	4.0			170	17		
1R9	1.9	Q, A, B, C	25	4R1	4.1	A, B, C	25	180	18	F, G, J	10
2R0	2.0			4R2	4.2			190	19		
2R1	2.1			4R3	4.3			200	20		
2R2	2.2			4R4	4.4			210	21		
								220	22		

$VRMS = 0.707 \times WVDC$

## ATC PART NUMBER CODE



## CAPACITANCE TOLERANCE

Code	P	Q	A	B	C	F	G	J
Tol.	±0.02 pF	±0.03 pF	±0.05 pF	±0.1 pF	±0.25 pF	±1%	±2%	±5%

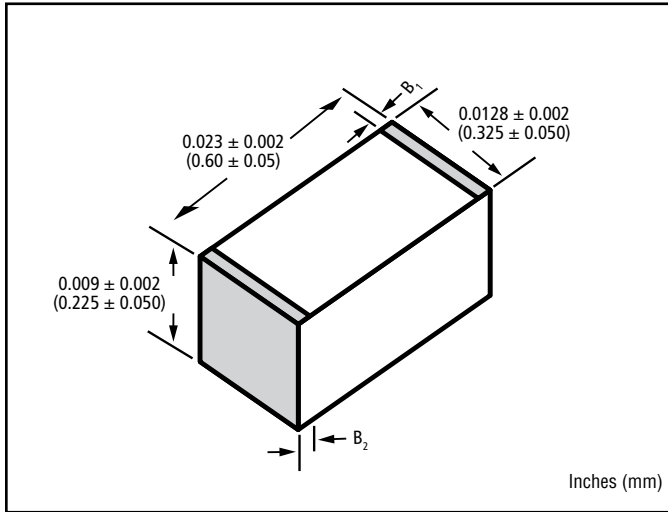
The above part number refers to a 400 Z Series (0201) 1 pF capacitor, P tolerance (±0.02 pF), 50 WVDC, with T termination (Tin Plated over Nickel Barrier Termination), RoHS Compliant), and tape and reel packaging.

ATC accepts orders for our parts using designations *with* or *without* the "ATC" prefix. Both methods of defining the part number are equivalent, i.e., part numbers referenced with the "ATC" prefix are interchangeable to parts referenced without the "ATC" prefix. Customers are free to use either in specifying or procuring parts from American Technical Ceramics.

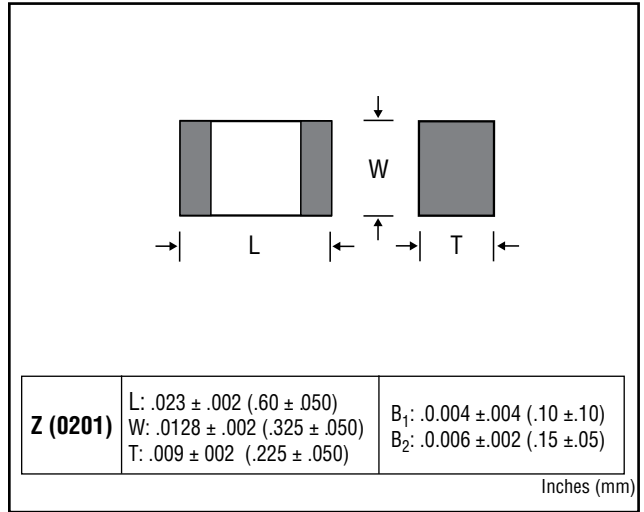
For additional information and catalogs contact your ATC representative or call direct at (+1-631) 622-4700.

Consult factory for additional performance data.

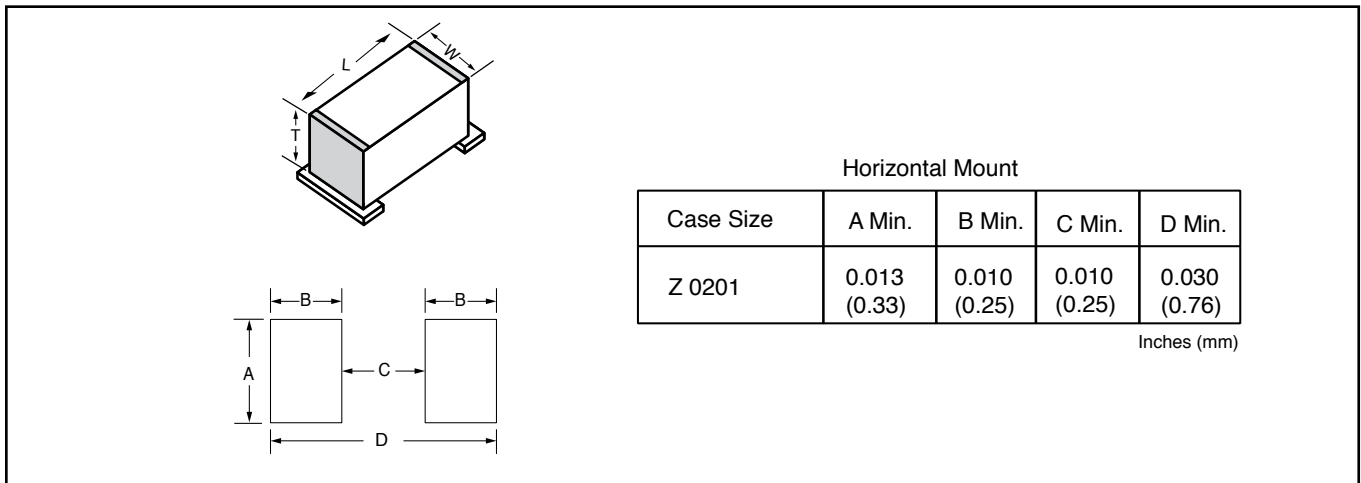
## Mechanical Dimensions



## Outline Dimensions



## Suggested Mounting Pad Dimensions



Sales of ATC products are subject to the terms and conditions contained in American Technical Ceramics Corp. Terms and Conditions of Sale (ATC document #001-992 Rev. B; 12/05). Copies of these terms and conditions will be provided upon request. They may also be viewed on ATC's website at [www.atceramics.com/productfinder/default.asp](http://www.atceramics.com/productfinder/default.asp). Click on the link for Terms and Conditions of Sale.

ATC has made every effort to have this information as accurate as possible. However, no responsibility is assumed by ATC for its use, nor for any infringements of rights of third parties which may result from its use. ATC reserves the right to revise the content or modify its product without prior notice.

© 2006 American Technical Ceramics Corp. All Rights Reserved

ATC # 001-1124 Rev. E, 5/15

**A M E R I C A N T E C H N I C A L C E R A M I C S**

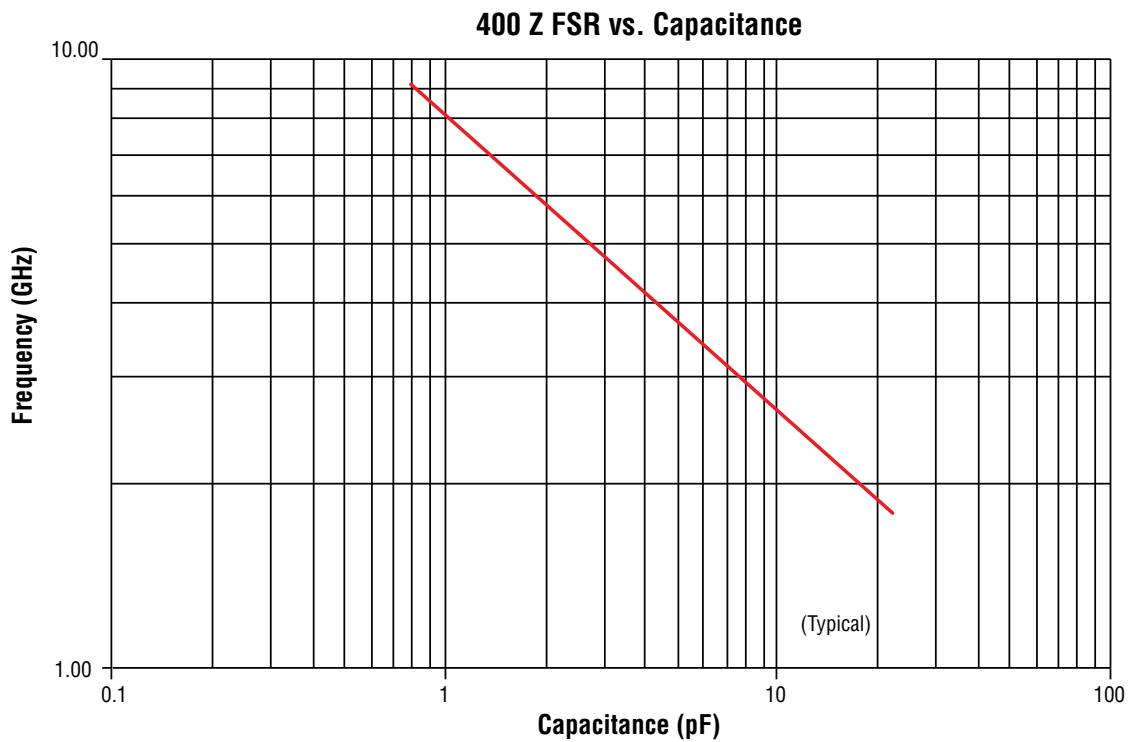
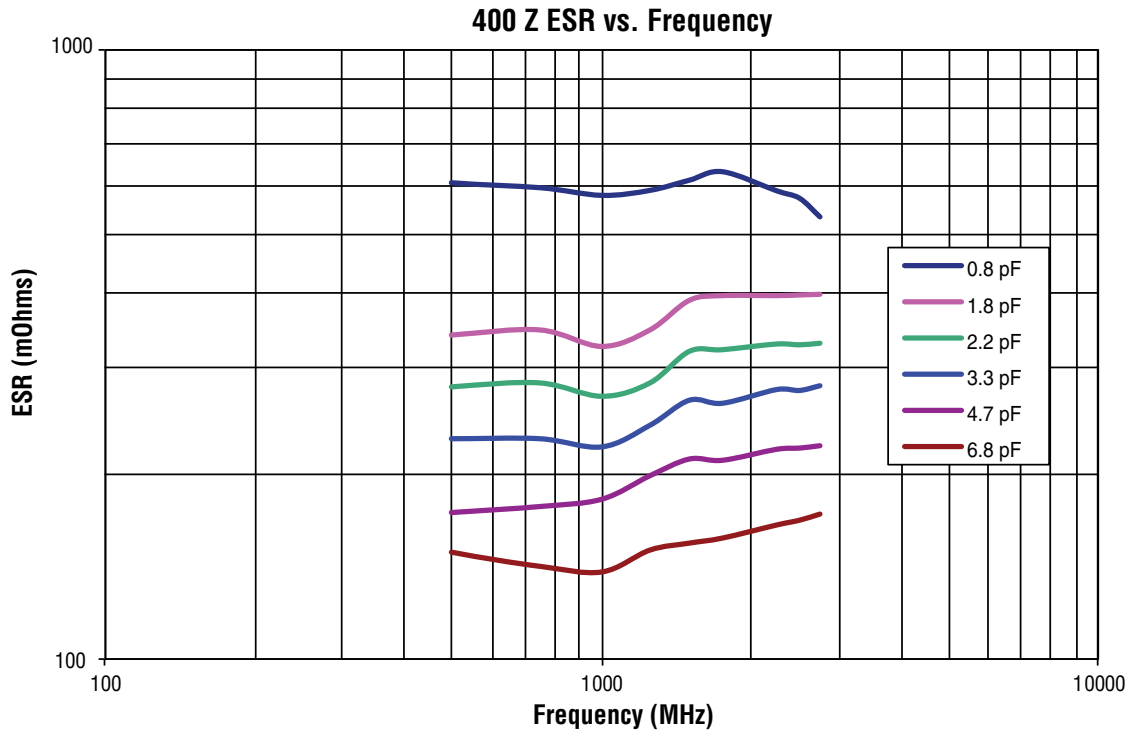
ATC North America  
sales@atceramics.com

ATC Europe  
saleseur@atceramics.com

ATC Asia  
sales@atceramics-asia.com

[www.atceramics.com](http://www.atceramics.com)

# ATC 400 Z Performance Data



**A M E R I C A N T E C H N I C A L C E R A M I C S**

ATC North America  
sales@atceramics.com

ATC Europe  
saleseur@atceramics.com

ATC Asia  
sales@atceramics-asia.com

# Mouser Electronics

Authorized Distributor

Click to View Pricing, Inventory, Delivery & Lifecycle Information:

## American Technical Ceramics (ATC):

[400Z1R8QT25T](#) [400Z0R2AT100T](#) [400Z0R8PT50T](#) [400Z2R5AT25T](#) [400Z2R7AT25T](#) [400Z0R9AT50T](#)  
[400Z2R6QT25T](#) [400Z0R4PT100T](#) [400Z0R3QT100T](#) [400Z9R1BT16T](#) [400Z200FT10T](#) [400Z0R7PT50T](#)  
[400Z6R8BT25T](#) [400Z2R2AT25T](#) [400Z4R1AT25T](#) [400Z0R5QT100T](#) [400Z1R7QT50T](#) [400Z140FT16T](#)  
[400Z3R7AT25T](#) [400Z3R6AT25T](#) [400Z160FT16T](#) [400Z2R9QT25T](#) [400Z2R0QT25T](#) [400Z1R5PT50T](#) [400Z3R4AT25T](#)  
[400Z3R9AT25T](#) [400Z4R4AT25T](#) [400Z2R4QT25T](#) [400Z2R8QT25T](#) [400Z0R5AT100T](#) [400Z1R2AT50T](#)  
[400Z1R6PT50T](#) [400Z1R3AT50T](#) [400Z1R7AT50T](#) [400Z0R8QT50T](#) [400Z2R8AT25T](#) [400Z0R3AT100T](#)  
[400Z110FT16T](#) [400Z4R7AT25T](#) [400Z0R1PT100T](#) [400Z3R8AT25T](#) [400Z1R0AT50T](#) [400Z5R6BT25T](#)  
[400Z0R7AT50T](#) [400Z0R6AT50T](#) [400Z1R2PT50T](#) [400Z130FT16T](#) [400Z210FT10T](#) [400Z2R1AT25T](#) [400Z1R1QT50T](#)  
[400Z1R3PT50T](#) [400Z1R4PT50T](#) [400Z1R3QT50T](#) [400Z1R9AT25T](#) [400Z1R7PT50T](#) [400Z0R2PT100T](#)  
[400Z1R1PT50T](#) [400Z1R9QT25T](#) [400Z3R3AT25T](#) [400Z220FT10T](#) [400Z2R9AT25T](#) [400Z2R2QT25T](#) [400Z190FT16T](#)  
[400Z1R6AT50T](#) [400Z1R6QT50T](#) [400Z0R4AT100T](#) [400Z1R5QT50T](#) [400Z1R4AT50T](#) [400Z0R1QT100T](#)  
[400Z2R7QT25T](#) [400Z1R5AT50T](#) [400Z3R0AT25T](#) [400Z0R9QT50T](#) [400Z1R0PT50T](#) [400Z120FT16T](#) [400Z3R5AT25T](#)  
[400Z6R2BT25T](#) [400Z2R6AT25T](#) [400Z0R1AT100T](#) [400Z0R8AT50T](#) [400Z0R2QT100T](#) [400Z150FT16T](#)  
[400Z2R3AT25T](#) [400Z2R0AT25T](#) [400Z5R1BT25T](#) [400Z0R6PT50T](#) [400Z2R3QT25T](#) [400Z3R1AT25T](#) [400Z7R5BT16T](#)  
[400Z4R5AT25T](#) [400Z2R5QT25T](#) [400Z3R2AT25T](#) [400Z0R7QT50T](#) [400Z0R3PT100T](#) [400Z4R0AT25T](#)  
[400Z0R4QT100T](#) [400Z1R2QT50T](#) [400Z4R6AT25T](#) [400Z100FT16T](#) [400Z4R3AT25T](#)

## Данный компонент на территории Российской Федерации

### Вы можете приобрести в компании MosChip.

Для оперативного оформления запроса Вам необходимо перейти по данной ссылке:

<http://moschip.ru/get-element>

Вы можете разместить у нас заказ для любого Вашего проекта, будь то серийное производство или разработка единичного прибора.

В нашем ассортименте представлены ведущие мировые производители активных и пассивных электронных компонентов.

Нашей специализацией является поставка электронной компонентной базы двойного назначения, продукции таких производителей как XILINX, Intel (ex.ALTERA), Vicor, Microchip, Texas Instruments, Analog Devices, Mini-Circuits, Amphenol, Glenair.

Сотрудничество с глобальными дистрибьюторами электронных компонентов, предоставляет возможность заказывать и получать с международных складов практически любой перечень компонентов в оптимальные для Вас сроки.

На всех этапах разработки и производства наши партнеры могут получить квалифицированную поддержку опытных инженеров.

Система менеджмента качества компании отвечает требованиям в соответствии с ГОСТ Р ИСО 9001, ГОСТ РВ 0015-002 и ЭС РД 009

### Офис по работе с юридическими лицами:

105318, г.Москва, ул.Щербаковская д.3, офис 1107, 1118, ДЦ «Щербаковский»

Телефон: +7 495 668-12-70 (многоканальный)

Факс: +7 495 668-12-70 (доб.304)

E-mail: [info@moschip.ru](mailto:info@moschip.ru)

Skype отдела продаж:

moschip.ru

moschip.ru\_4

moschip.ru\_6

moschip.ru\_9