PART NUMBER	LED COLOR	
	POSITION 1	POSITION 2
569-0111-000F	RED TINTED DIFFUSED	BLANK
569-0111-100F	RED TINTED DIFFUSED	RED TINTED DIFFUSED
569-0111-200F	RED TINTED DIFFUSED	GREEN TINTED DIFFUSED
569-0111-300F	RED TINTED DIFFUSED	YELLOW TINTED DIFFUSED
569-0111-700F	RED TINTED DIFFUSED	ORANGE TINTED DIFFUSED
569-0111-900F	RED TINTED DIFFUSED	BLUE; WHITE DIFFUSED
569-0112-000F	GREEN TINTED DIFFUSED	BLANK
569-0112-100F	GREEN TINTED DIFFUSED	RED TINTED DIFFUSED
569-0112-200F	GREEN TINTED DIFFUSED	GREEN TINTED DIFFUSED
569-0112-300F	GREEN TINTED DIFFUSED	YELLOW TINTED DIFFUSED
569-0112-700F	GREEN TINTED DIFFUSED	ORANGE TINTED DIFFUSED
569-0113-100F	YELLOW TINTED DIFFUSED	RED TINTED DIFFUSED
569-0113-200F	YELLOW TINTED DIFFUSED	GREEN TINTED DIFFUSED
569-0113-300F	YELLOW TINTED DIFFUSED	YELLOW TINTED DIFFUSED
569-0117-000F	ORANGE TINTED DIFFUSED	BLANK
569-0117-700F	ORANGE TINTED DIFFUSED	ORANGE TINTED DIFFUSED
569-0119-900F	BLUE; WHITE DIFFUSED	BLUE; WHITE DIFFUSED
569-0211-100F	RED DIFFUSED; 2mA LC	RED DIFFUSED; 2mA LC
569-0211-300F	RED DIFFUSED; 2mA LC	YELLOW DIFFUSED; 2mA LC
569-0212-200F	GREEN DIFFUSED; 2mA LC	GREEN DIFFUSED; 2mA LC
569-0212-300F	GREEN DIFFUSED; 2mA LC	YELLOW DIFFUSED; 2mA LC
569-0213-300F	YELLOW DIFFUSED; 2mA LC	YELLOW DIFFUSED; 2mA LC
569-0311-100F	RED DIFF; 5V INT RES	RED DIFF; 5V INT RES
569-0312-200F	GREEN DIFF; 5V INT RES	GREEN DIFF; 5V INT RES
569-0312-300F	GREEN DIFF; 5V INT RES	YELLOW DIFF; 5V INT RES
569-0313-300F	YELLOW DIFF; 5V INT RES	YELLOW DIFF; 5V INT RES
569-0711-100F	R/G BI-COLOR; WHITE DIFF	R/G BI-COLOR; WHITE DIFF
569-0711-400F	R/G BI-COLOR; WHITE DIFF	Y/G BI-COLOR; WHITE DIFF
569-0714-100F	Y/G BI-COLOR; WHITE DIFF	R/G BI-COLOR; WHITE DIFF
569-0714-400F	Y/G BI-COLOR; WHITE DIFF	Y/G BI-COLOR; WHITE DIFF
569-2211-100F	RED TINTED NON-DIFFUSED	RED TINTED NON-DIFFUSED
569-2212-200F	GREEN TINTED NON-DIFFUSED	GREEN TINTED NON-DIFFUSED
569-2213-300F	YELLOW TINTED NON-DIFFUSED	YELLOW TINTED NON-DIFFUSED

RoHS Compliant 569-XX1X-X00F Bi-Level Thru hole CBI

Part Numbers with the "F" suffix ending are RoHS Compliant.
For Example: 569-0112-700F
The bag packaging is marked with "RoHS Compliant" label or equivalent markings. Parts can be wave soldered, dip soldered, or hand soldered using typical lead-free soldering process with max 260°C temp. for 5 sec.

ATTENTION:
OBSERVE PRECAUTIONS FOR HANDLING ELECTROSTATIC SENSITIVE DEVICES

REV	ECN NO	REVISIONS	DRN	CKD	APP	DATE
A	——	NEW RELEASE	TWC	MES	N.O.	12-14-05
B	——	ADDED P/N 569-0111-000F; UPDATED ESD NOTATION	TWC	MES	N.O.	3-1-06
C	——	ADDED P/N'S 569-2211-100F, 569-2212-200F, & 569-2213-300F; UPDATED TOLERANCES; ADDED NOTES 3, 4, & 5; ADDED DOM WAVELENGTH.	KLJ	ALV	N.O.	6-8-09
D	——	ADDED P/N 569-0111-300F	AJF	KLJ	NO	9-22-10

LED COLOR		DIM "A"	DIM "B"	DIM "C"	DIM "D"	OPERATING CHARACTERISTICS AT 25°C AMBIENT													
						LUMINOUS INTENSITY TEST CONDITION	LUMINOUS INTENSITY (mcd)			FORWARD VOLTAGE/ CURRENT TEST COND	FORWARD VOLTAGE (V)		FORWARD CURRENT (mA)		REVERSE CURRENT (μA)	DOMINANT WAVELENGTH (nm)			PEAK WAVELENGTH (nm)	VIEWING ANGLE (DEG)
							MIN	TYP	MAX		TYP	MAX	TYP	MAX	MAX	MIN	TYP	MAX	TYP	TYP
RED TINTED DIFFUSED		.150	.118±.010	.018 x .016	.040	IF = 10mA	7.4	10	—	IF = 20mA	2.0	2.8	—	—	100	—	623	—	635	60
GREEN TINTED DIFFUSED		.150	.118±.010	.018 x .016	.040	IF = 10mA	4.7	12.6	—	IF = 20mA	2.1	2.8	—	—	100	—	569	—	565	60
YELLOW TINTED DIFFUSED		.150	.118±.010	.018 x .016	.040	IF = 10mA	7.4	10	—	IF = 20mA	2.1	2.8	—	—	100	—	588	—	585	60
ORANGE TINTED DIFFUSED		.150	.115±.010	.018 SQ.	.040	IF = 10mA	3.4	7.4	10.8	IF = 10mA	1.9	2.4	—	—	100	597	602	620	600	60
BLUE; WHITE DIFFUSED		.156	.110±.005	.020 SQ.	.043	IF = 10mA	7.1	12.5	18	IF = 10mA	3.5	4.1	—	—	10	462	465	468	428	70
RED TINTED DIFFUSED; 2mA LC		.150	.118±.010	.018 x .016	.040	IF = 2mA	1.0	1.6	—	IF = 2mA	1.7	2.2	—	—	10	—	623	—	635	60
GREEN TINTED DIFFUSED; 2mA LC		.150	.118±.010	.018 x .016	.040	IF = 2mA	1.0	1.6	—	IF = 2mA	1.9	2.2	—	—	10	—	569	—	565	60
YELLOW TINTED DIFFUSED; 2mA LC		.150	.118±.010	.018 x .016	.040	IF = 2mA	1.0	1.6	—	IF = 2mA	1.8	2.7	—	—	10	—	588	—	585	60
RED TINTED DIFF; 5V INT RES		.150	.118±.010	.018 x .016	.040	VF = 5V	8.7	29	—	VF = 5V	—	—	10	20	100	—	623	—	635	60
GREEN TINTED DIFF; 5V INT RES		.150	.118±.010	.018 x .016	.040	VF = 5V	5.6	19	—	VF = 5V	—	—	10	20	100	—	569	—	565	60
YELLOW TINTED DIFF; 5V INT RES		.150	.118±.010	.018 x .016	.040	VF = 5V	3.7	12.6	—	VF = 5V	—	—	10	20	100	—	588	—	585	60
R/G BI-COLOR, WHITE DIFFUSED	RED	.150	.118±.010	.020 SQ.	.043	IF = 10mA	2.5	4.7	—	IF = 20mA	2.0	2.8	—	—	100	—	621	—	635	60
	GREEN						3.7	10	—		2.1	2.8	—	—	100	—	569	—	565	60
Y/G BI-COLOR, WHITE DIFFUSED	YELLOW	.150	.118±.010	.018 x .016	.040	IF = 10mA	2.5	4.3	—	IF = 20mA	2.1	2.8	—	—	100	583	586	589	585	80
	GREEN						2.5	6.3	—		2.1	2.8	—	—	100	—	569	—	565	80
RED TINTED NON-DIFFUSED		.150	.118±.010	.018 x .016	.040	IF = 10mA	8.7	29	—	IF = 20mA	2.0	2.8	—	—	100	—	623	—	635	45
GREEN TINTED NON-DIFFUSED		.150	.118±.010	.018 x .016	.040	IF = 10mA	32	50	—	IF = 20mA	2.1	2.8	—	—	100	—	569	—	565	45
YELLOW TINTED DIFFUSED		.150	.118±.010	.018 x .016	.040	IF = 10mA	10	30	50	IF = 20mA	2.1	2.8	—	—	100	—	588	—	585	45

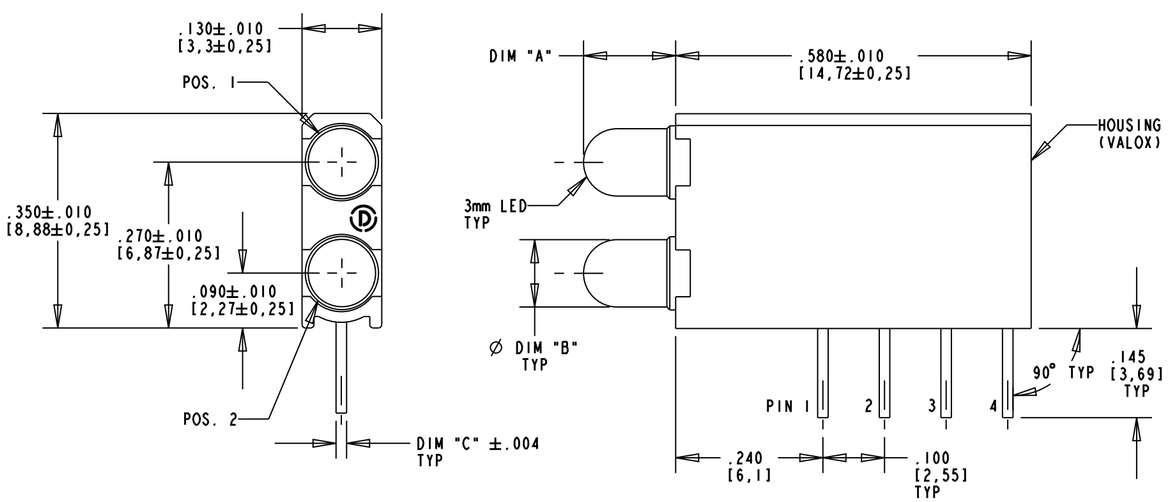

LED COLOR		ABSOLUTE MAXIMUM RATINGS AT 25°C AMBIENT								
		POWER DISSIPATION (mW)	CONT. FWD CURRENT (mA)	DC FORWARD VOLTAGE (V)	PEAK FWD CURRENT (mA)	LINEAR DERATION	REVERSE VOLTAGE (V)	SOLDERING TEMPERATURE FOR 5 SEC.	OPERATING TEMPERATURE	STORAGE TEMPERATURE
RED TINTED DIFFUSED		100	30	—	120	0.4 mA/°C FROM 50°C	5	260 °C	-55°C /+100°C	-55°C /+100°C
GREEN TINTED DIFFUSED		100	30	—	120	0.4 mA/°C FROM 50°C	5	260 °C	-55°C /+100°C	-55°C /+100°C
YELLOW TINTED DIFFUSED		60	20	—	80	0.25 mA/°C FROM 50°C	5	260 °C	-55°C /+100°C	-55°C /+100°C
ORANGE TINTED DIFFUSED		135	25	—	90	0.5 mA/°C FROM 50°C	5	260 °C	-55°C /+100°C	-55°C /+100°C
BLUE; WHITE DIFFUSED		90	20	—	200	0.44 mA/°C FROM 50°C	5	260 °C	-55°C /+100°C	-55°C /+100°C
RED TINTED DIFFUSED; 2mA LC		20	7	—	500	0.7 mA/°C FROM 90°C	5	260 °C	-55°C /+100°C	-55°C /+100°C
GREEN TINTED DIFFUSED; 2mA LC		20	7	—	500	0.7 mA/°C FROM 90°C	5	260 °C	-55°C /+100°C	-55°C /+100°C
YELLOW TINTED DIFFUSED; 2mA LC		20	7	—	500	0.7 mA/°C FROM 90°C	5	260 °C	-55°C /+100°C	-55°C /+100°C
RED TINTED DIFF; 5V INT RES		—	—	7.5	—	0.086 V/°C FROM 50°C	5	260 °C	-40°C /+85°C	-55°C /+100°C
GREEN TINTED DIFF; 5V INT RES		—	—	7.5	—	0.086 V/°C FROM 50°C	5	260 °C	-40°C /+85°C	-55°C /+100°C
YELLOW TINTED DIFF; 5V INT RES		—	—	7.5	—	0.086 V/°C FROM 50°C	5	260 °C	-40°C /+85°C	-55°C /+100°C
R/G BI-COLOR, WHITE DIFFUSED		100	30	—	120	0.4 mA/°C FROM 50°C	5	260 °C	-55°C /+100°C	-55°C /+100°C
Y/G BI-COLOR, WHITE DIFFUSED	YELLOW	60	20	—	80	0.25 mA/°C FROM 50°C	5	260 °C	-55°C /+100°C	-55°C /+100°C
	GREEN	100	30	—	120	0.4 mA/°C FROM 50°C	5	260 °C	-55°C /+100°C	-55°C /+100°C
RED TINTED NON-DIFFUSED		100	30	—	120	0.4 mA/°C FROM 50°C	5	260 °C	-55°C /+100°C	-55°C /+100°C
GREEN TINTED NON-DIFFUSED		100	30	—	120	0.4 mA/°C FROM 50°C	5	260 °C	-55°C /+100°C	-55°C /+100°C
YELLOW TINTED DIFFUSED		60	20	—	80	0.25 mA/°C FROM 50°C	5	260 °C	-55°C /+100°C	-55°C /+100°C

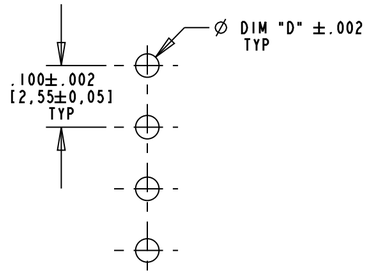

RECOMMENDED HOLE PATTERN GAUGE

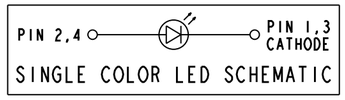

SINGLE COLOR LED SCHEMATIC

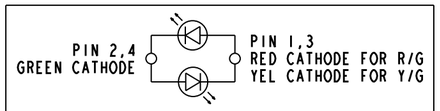

BI-COLOR LED SCHEMATIC

NOTES

1. DIALIGHT PART NUMBER: 569-XX1X-X00F
2. THIS ASSEMBLY CONTAINS ELECTROSTATIC DISCHARGE SENSITIVE DEVICES (ESDS). MAINTAIN ALL PRECAUTIONARY MEASURES DURING ASSEMBLY, HANDLING, AND STORAGE IN ACCORDANCE WITH IPC-A-610.
3. LED LEAD DIMENSIONS SHOWN ARE MEASURED AT HOUSING EXIT.
4. LEADS TO FIT INTO HOLES SPACED AS PER PATTERN.
5. PIN NUMBERS FOR REFERENCE ONLY, DESIGNATION NON-EXISTENT ON PART.

THIS DRAWING AND THE CONTENTS HEREIN ARE CONFIDENTIAL AND THE SOLE PROPERTY OF DIALIGHT. REPRODUCTION OF THIS DRAWING OR CONSTRUCTION OF ANY PARTS WITHIN THIS DRAWING ARE FORBIDDEN WITHOUT THE WRITTEN CONSENT OF DIALIGHT.

SCALE: 5.000
ALL DIM'S IN: INCHES (MM)
TOLERANCES: UNLESS OTHERWISE SPECIFIED
FRACTIONS: ±1/64
DECIMALS (.XX): ±.02
DECIMALS (.XXX): ±.015
ANGLES: ±3°
FINISH:
FSCM 83330

DRAWING NUMBER: C-17339
REV: D
TITLE: BI-LEVEL CBI RoHS COMPLIANT
MATERIAL:

Dialight
1501 ROUTE 34 SOUTH
FARMINGDALE, NJ 07727

SHEET 1 OF 1
FAMILY TABLE:

Общество с ограниченной ответственностью «МосЧип» ИНН 7719860671 / КПП 771901001
Адрес: 105318, г.Москва, ул.Щербаковская д.3, офис 1107

Данный компонент на территории Российской Федерации

Вы можете приобрести в компании MosChip.

Для оперативного оформления запроса Вам необходимо перейти по данной ссылке:

http://moschip.ru/get-element

Вы можете разместить у нас заказ для любого Вашего проекта, будь то серийное производство или разработка единичного прибора.

В нашем ассортименте представлены ведущие мировые производители активных и пассивных электронных компонентов.

Нашей специализацией является поставка электронной компонентной базы двойного назначения, продукции таких производителей как XILINX, Intel (ex.ALTERA), Vicor, Microchip, Texas Instruments, Analog Devices, Mini-Circuits, Amphenol, Glenair.

Сотрудничество с глобальными дистрибьюторами электронных компонентов, предоставляет возможность заказывать и получать с международных складов практически любой перечень компонентов в оптимальные для Вас сроки.

На всех этапах разработки и производства наши партнеры могут получить квалифицированную поддержку опытных инженеров.

Система менеджмента качества компании отвечает требованиям в соответствии с ГОСТ Р ИСО 9001, ГОСТ РВ 0015-002 и ЭС РД 009

Офис по работе с юридическими лицами:

105318, г.Москва, ул.Щербаковская д.3, офис 1107, 1118, ДЦ «Щербаковский»

Телефон: +7 495 668-12-70 (многоканальный)

Факс: +7 495 668-12-70 (доб.304)

E-mail: info@moschip.ru

Skype отдела продаж:
moschip.ru
moschip.ru_4
moschip.ru_6
moschip.ru_9