



Dialight

LED Vehicle Lighting Selector Guide

www.dialight.com

TABLE OF CONTENTS



Pages 2, 3, 4 & 5

Heavy Duty Vehicle Marker and Signal Lights

Dialight's Diode Lite line of LED truck signal and marker lights include oval, round and rectangular turn signals, standard, rectangular and round marker lights, oval center-high mount, cab markers, and front park/turn signals.



Page 6

White Illumination

Dialight offers a complete line of white lighting including reading lights, strip lights, reverse lighting, stepwell and mini-markers that can be used in a variety of applications where white lighting is needed.



Page 7, 8 & 9

School Bus

Incorporating the latest in LED technology, Dialight's warning, signal, and marker lights are designed specifically for the school bus market.



Page 10

Tactical Lighting

Dialight has developed a complete line of Tactical signal and marker lighting to be used as an easy incandescent retrofit upgrade for new and existing military vehicles.



Page 10

Rail

Dialight has developed this new LED 5.5" Red Tail Marker to be a drop in replacement for existing PAR 46 Sealed Beam Tail Markers that are currently being used on Transit and Commuter Railroads across North America.

Page 10

Accessories

A variety of accessories are available, including safeguards, mounting grommets, brackets, surface mount adapters, branch deflectors, and anti-theft brackets.



Page 11 & 12

Bus Marker and Signal Lights

Dialight offers a complete range of LED-based marker and signal lamps for buses, featuring longer life, lower power requirements and better shock and vibration resistance than fragile incandescent lights.



HEAVY DUTY VEHICLE MARKERS

DiodeLite®

Series	Size	Available Colors	Mounting Options	Nominal Voltage	Standard Termination	Compliance
--------	------	------------------	------------------	-----------------	----------------------	------------

MARKER LIGHTS

	13	1" x 2.5"	<ul style="list-style-type: none"> ● Red ● Amber ○ White 	Surface	12 & 24	Bare Wire or Customer Specific Connector	FMVSS 108 & SAE
	14	1.63" x 4.5"	<ul style="list-style-type: none"> ● Red ● Amber 	Surface	12 & 24	Bare Wire or Customer Specific Connector	FMVSS 108 & SAE
	15	0.88" x 4"	<ul style="list-style-type: none"> ● Red ● Amber ○ White 	Surface	12 & 24	Bare Wire or Customer Specific Connector	FMVSS 108 & SAE
	16	2" Round	<ul style="list-style-type: none"> ● Red ● Amber 	Grommet	12 & 24	Bare Wire or Customer Specific Connector	FMVSS 108 & SAE
	17	2.5" Round	<ul style="list-style-type: none"> ● Red ● Amber ○ White 	Grommet/Flange	12 & 24	Bare Wire or Customer Specific Connector	FMVSS 108 & SAE
	18	1.95" x 4.8"	<ul style="list-style-type: none"> ● Red ● Amber ● Blue ● Green ○ White 	Surface	12 & 24	Bare Wire or Customer Specific Connector	FMVSS 108 & SAE
	19	0.66" x 5.4"	<ul style="list-style-type: none"> ● Red ● Amber 	Surface	12 & 24	Bare Wire or Customer Specific Connector	FMVSS 108 & SAE
	20	2.2" x 4.5"	<ul style="list-style-type: none"> ● Amber 	Surface	12 & 24	Bare Wire or Customer Specific Connector	FMVSS 108 & SAE



HEAVY DUTY VEHICLE SIGNALS



Series	Size	Available Colors	Mounting Options	Nominal Voltage	Standard Termination	Compliance	Features	Options
--------	------	------------------	------------------	-----------------	----------------------	------------	----------	---------

STOP/TAIL/TURN

	40	4" Round	● Red	Grommet; Flange	12 & 24	Bare Wire or Customer Specific Connector	FMVSS 108 & SAE	Housed	Hard Coating; Regulator
	46	4" Round	● Red	Grommet; Flange	12 & 24	Bare Wire or Customer Specific Connector	FMVSS 108 & SAE	Potted	Hard Coating; Regulator
	60/64	2" x 6" Oval	● Red	Vertical Grommet; Flange	12 & 24	Bare Wire or Customer Specific Connector	FMVSS 108 & SAE	Housed	Hard Coating; Regulator
	61/65	2" x 6" Oval	● Red	Horizontal Grommet; Flange	12 & 24	Bare Wire or Customer Specific Connector	FMVSS 108 & SAE	Housed	Hard Coating; Regulator
	68	2" x 6" Oval	● Red	Vertical or Horizontal Grommet; Flange	12 & 24	Bare Wire or Customer Specific Connector	FMVSS 108 & SAE	Potted	Hard Coating; Regulator
	70	7" Round	● Red	Grommet; Flange	12 & 24	Bare Wire or Customer Specific Connector	FMVSS 108 & SAE	Potted	Hard Coating; Regulator
	80	4" x 6.5"	● Red	Mounting Bracket	12 & 24	Bare Wire or Customer Specific Connector	FMVSS 108 & SAE	Potted	Hard Coating
	84	4.5" x 5.5"	● Red	Mounting Bracket	12 & 24	Bare Wire or Customer Specific Connector	FMVSS 108 & SAE	Potted	Hard Coating

HEAVY DUTY VEHICLE SIGNALS

	Series	Size	Available Colors	Mounting Options	Nominal Voltage	Standard Termination	Compliance	Features	Options
-----------------------------------------------------------------------------------	--------	------	------------------	------------------	-----------------	----------------------	------------	----------	---------

CHMSL (CENTER HIGH MOUNT STOP LIGHT)

	62	2" x 6" Oval	● Red	Horizontal Grommet; Flange	12 & 24	Bare Wire or Customer Specific Connector	FMVSS 108 & SAE	Housed	Hard Coating; Regulator
	87	18" Strip	● Red	Surface	12 & 24	Bare Wire or Customer Specific Connector	FMVSS 108 & SAE	Potted	Hard Coating

REAR TURN

	41	4" Round	● Amber	Grommet; Flange	12 & 24	Bare Wire or Customer Specific Connector	FMVSS 108 & SAE	Housed	Hard Coating
	64	2" x 6" Oval	● Amber	Vertical Grommet; Flange	12 & 24	Bare Wire or Customer Specific Connector	FMVSS 108 & SAE	Housed	Hard Coating
	65	2" x 6" Oval	● Amber	Horizontal Grommet; Flange	12 & 24	Bare Wire or Customer Specific Connector	FMVSS 108 & SAE	Housed	Hard Coating
	68	2" x 6" Oval	● Amber	Vertical & Horizontal Grommet; Flange	12 & 24	Bare Wire or Customer Specific Connector	FMVSS 108 & SAE	Potted	Hard Coating
	70	7" Round	● Amber	Grommet; Flange	12 & 24	Bare Wire or Customer Specific Connector	FMVSS 108 & SAE	Potted	Hard Coating
	80	4" x 6.5"	● Amber	Mounting Bracket	12 & 24	Bare Wire or Customer Specific Connector	FMVSS 108 & SAE	Potted	Hard Coating
	84	4.5" x 5.5"	● Amber	Mounting Bracket	12 & 24	Bare Wire or Customer Specific Connector	FMVSS 108 & SAE	Potted	Hard Coating






HEAVY DUTY VEHICLE SIGNALS

DiodeLite®

Series	Size	Available Colors	Mounting Options	Nominal Voltage	Standard Termination	Compliance	Features	Options
--------	------	------------------	------------------	-----------------	----------------------	------------	----------	---------

BACKUP

	46	4" Round	○ White	Grommet; Flange	12 & 24	Bare Wire or Customer Specific Connector	FMVSS 108 & SAE	Potted	Hard Coating
	71	7" Round	○ White	Grommet; Flange	12 & 24	Bare Wire or Customer Specific Connector	FMVSS 108 & SAE	Potted	Hard Coating
	68	2" x 6" Oval	○ White	Horizontal Grommet; Flange	12 & 24	Bare Wire or Customer Specific Connector	FMVSS 108 & SAE	Potted	Hard Coating

FRONT TURN

	42	4" Round	● Amber	Grommet; Flange	12 & 24	Bare Wire or Customer Specific Connector	FMVSS 108 & SAE	Housed	Hard Coating
	42	4" Round	● Amber	Grommet; Flange	12 & 24	Bare Wire or Customer Specific Connector	FMVSS 108 & SAE	Potted	Hard Coating
	66	2" x 6" Oval	● Amber	Vertical Grommet; Flange	12 & 24	Bare Wire or Customer Specific Connector	FMVSS 108 & SAE	Housed	Hard Coating
	67	2" x 6" Oval	● Amber	Horizontal Grommet; Flange	12 & 24	Bare Wire or Customer Specific Connector	FMVSS 108 & SAE	Housed	Hard Coating
	67	2" x 6" Oval	● Amber	Horizontal Grommet; Flange	12 & 24	Bare Wire or Customer Specific Connector	FMVSS 108 & SAE	Potted	Hard Coating
	81	4" x 6.5"	● Amber	Mounting Bracket	12 & 24	Bare Wire or Customer Specific Connector	FMVSS 108 & SAE	Potted	Hard Coating

WHITE ILLUMINATION

	Series	Size	Available Colors	Mounting Options	Nominal Voltage	Standard Termination	Compliance	Features	Options
	586	.979" Round x 1.55" Long	Cool White	Bayonet Base	24	Bayonet Base	FMVSS 108 & SAE		
	13	1" x 2.5"	Cool White	Surface	12 & 24	.180 Bullets/ Bare Wire			
	15	.88" x 4"	Cool White	Surface	12 & 24	.180 Bullets/ Bare Wire			
	17	2.5" Round	Cool White	Flange	12 & 24	Packard Connector/ Bare Wire	FMVSS 108 & SAE		With or Without Optics
	18	1.95" x 4.8"	Cool White	Surface	12 & 24	Packard Connector/ Bare Wire			
	46	4" Round	Cool White	Grommet; Flange	12 & 24	Packard Connector/ Bare Wire	FMVSS 108 & SAE		High and Low Intensity
	47	4" Round	Cool White	Grommet; Flange	12 & 24	Packard Connector/ Bare Wire			Clear Lens High and Low Intensity
	79	8.29" x 1.92"	Cool White	Surface	12 & 24	Packard Connector/ Bare Wire	FMVSS 108 & SAE	License Plate Light	
	87	18" Strip	Cool White	Surface	12 & 24	EDAC Connector		Low Intensity Strip Light	Diffused, Clear Lens or Hard Coating
	VSL	18" Strip	Cool & Warm White	Surface	10-30		ADA	High Intensity Strip Light	Diffused, Clear Lens or Hard Coating
	SB4	3" Round	Cool & Warm White	Recessed Surface	24	Bare Wires		Recessed Spot Light	

SCHOOL BUS MARKERS

	Series	Size	Available Colors	Mounting Options	Nominal Voltage	Standard Termination	Compliance
	13	1" x 2.5"	<ul style="list-style-type: none"> ● Red ● Amber ○ White 	Surface	12 & 24	Bare Wire or Customer Specific Connector	FMVSS 108 & SAE
	14	1.63" x 4.5"	<ul style="list-style-type: none"> ● Red ● Amber 	Surface	12 & 24	Bare Wire or Customer Specific Connector	FMVSS 108 & SAE
	15	0.88" x 4"	<ul style="list-style-type: none"> ● Red ● Amber 	Surface	12 & 24	Bare Wire or Customer Specific Connector	FMVSS 108 & SAE
	16	2" Round	<ul style="list-style-type: none"> ● Red ● Amber 	Grommet	12 & 24	Bare Wire or Customer Specific Connector	FMVSS 108 & SAE
	17	2.5" Round	<ul style="list-style-type: none"> ● Red ● Amber ○ White 	Grommet & Flange	12 & 24	Bare Wire or Customer Specific Connector	FMVSS 108 & SAE
	18	1.95" x 4.8"	<ul style="list-style-type: none"> ● Red ● Amber ● Blue ● Green ○ White 	Surface	12 & 24	Bare Wire or Customer Specific Connector	FMVSS 108 & SAE
	19	0.66" x 5.4"	<ul style="list-style-type: none"> ● Red ● Amber 	Surface	12 & 24	Bare Wire or Customer Specific Connector	FMVSS 108 & SAE
	20	2.2" x 4.5"	<ul style="list-style-type: none"> ● Amber 	Surface	12 & 24	Bare Wire or Customer Specific Connector	FMVSS 108 & SAE

SCHOOL BUS SIGNALS

	Series	Size	Available Colors	Mounting Options	Nominal Voltage	Standard Termination	Compliance	Options
--	--------	------	------------------	------------------	-----------------	----------------------	------------	---------

STOP/TAIL/TURN

	40	4" Round	● Red	Grommet; Flange	12 & 24	Bare Wire or Customer Specific Connector	FMVSS 108 & SAE	Hard Coating; Regulator
	46	4" Round	● Red	Grommet; Flange	12 & 24	Bare Wire or Customer Specific Connector	FMVSS 108 & SAE	Hard Coating; Regulator
	60	2" x 6" Oval	● Red	Vertical Grommet; Flange	12 & 24	Bare Wire or Customer Specific Connector	FMVSS 108 & SAE	Hard Coating; Regulator
	61	2" x 6" Oval	● Red	Horizontal Grommet; Flange	12 & 24	Bare Wire or Customer Specific Connector	FMVSS 108 & SAE	Hard Coating; Regulator
	75	7" Round	● Red	Grommet; Flange	12 & 24	Bare Wire or Customer Specific Connector	FMVSS 108 & SAE	Hard Coating; Regulator
	80	4" x 6.5"	● Red	Mounting Bracket	12 & 24	Bare Wire or Customer Specific Connector	FMVSS 108 & SAE	Hard Coating; Regulator
	84	4.5" x 5.5"	● Red	Mounting Bracket	12 & 24	Bare Wire or Customer Specific Connector	FMVSS 108 & SAE	Hard Coating; Regulator

CENTER HIGH MOUNTED STOP LAMP (CHMSL)

	62	2" x 6" Oval	● Red	Horizontal Grommet; Flange	12 & 24	Bare Wire or Customer Specific Connector	FMVSS 108 & SAE	Hard Coating; Regulator
	87	18" Strip	● Red	Surface	12 & 24	Bare Wire or Customer Specific Connector	FMVSS 108 & SAE	

WARNING LIGHTS

	76	7" Round	● Red ● Amber ● Red/Amber	Grommet	12 & 24	Bare Wire or Customer Specific Connector	FMVSS 108 & SAE	Hard Coating
-------------------------------------------------------------------------------------	----	----------	---------------------------------	---------	---------	------------------------------------------	-----------------	--------------

SCHOOL BUS SIGNALS

	Series	Size	Available Colors	Mounting Options	Nominal Voltage	Standard Termination	Compliance	Features	Options
--	--------	------	------------------	------------------	-----------------	----------------------	------------	----------	---------

REAR TURN

	41	4" Round	● Amber	Grommet; Flange	12 & 24	Bare Wire or Customer Specific Connector	FMVSS 108 & SAE	Housed	Hard Coating
	64	2" x 6" Oval	● Amber	Vertical Grommet; Flange	12 & 24	Bare Wire or Customer Specific Connector	FMVSS 108 & SAE	Housed	Hard Coating
	65	2" x 6" Oval	● Amber	Horizontal Grommet; Flange	12 & 24	Bare Wire or Customer Specific Connector	FMVSS 108 & SAE	Housed	Hard Coating
	75	7" Round	● Amber	Grommet; Flange	12 & 24	Bare Wire or Customer Specific Connector	FMVSS 108 & SAE	Potted	Hard Coating
	80	4" x 6.5"	● Amber	Mounting Bracket	12 & 24	Bare Wire or Customer Specific Connector	FMVSS 108 & SAE	Potted	Hard Coating
	84	4.5" x 5.5"	● Amber	Mounting Bracket	12 & 24	Bare Wire or Customer Specific Connector	FMVSS 108 & SAE	Potted	Hard Coating

FRONT TURN

	42	4" Round	● Amber	Grommet; Flange	12 & 24	Bare Wire or Customer Specific Connector	FMVSS 108 & SAE	Housed	Hard Coating
	42	4" Round	● Amber	Grommet; Flange	12 & 24	Bare Wire or Customer Specific Connector	FMVSS 108 & SAE	Potted	Hard Coating
	81	4" x 6.5"	● Amber	Mounting Bracket	12 & 24	Bare Wire or Customer Specific Connector	FMVSS 108 & SAE	Potted	Hard Coating

BACK UP

	46	4" Round	○ White	Grommet; Flange	12 & 24	Bare Wire or Customer Specific Connector	FMVSS 108 & SAE	Potted	Hard Coating
	71	7" Round	○ White	Grommet; Flange	12 & 24	Bare Wire or Customer Specific Connector	FMVSS 108 & SAE	Potted	Hard Coating
	68	2" x 6" Oval	○ White	Horizontal Grommet; Flange	12 & 24	Bare Wire or Customer Specific Connector	FMVSS 108 & SAE	Potted	Hard Coating

MILITARY / TACTICAL AND RAIL

	Series	Description	Available Colors	Mounting Options	Nominal Voltage
	TFP	Front Park	● Amber	Surface	10-30
	TST	Rear Tail	● Red	Surface	10-30
	TMK	Rectangular Marker	● Red ● Amber	Surface	10-30
	TM4	45 Degree Marker	● Red ● Amber	Surface	10-30
	TBL	Black-out Drive	● Green	Surface	10-30
COMING SOON	TBU	Back-up Light	○ White	Surface	10-30

RAIL

	P46	5.5" Rail Marker Light	● Red	Surface	24-90
-------------------------------------------------------------------------------------	-----	------------------------	-------	---------	-------

ACCESSORIES

	91802A	18 Series Armor Guard			
	94001A	40 Series Mounting Grommet			
	96001A	60 Series Mounting Grommet			

94012B 3 Position Packard Connector Kit, Male Connector, Female Terminals
 94012C 3 Position Packard Connector Kit, Female Connector, Male Terminals
 94511B 2 Position Packard Connector Kit, Male Connector, Female Terminals
 94511C 2 Position Packard Connector Kit, Female Connector, Male Terminals

BUS MARKERS

	Series	Size	Available Colors	Mounting Options	Nominal Voltage	Standard Termination	Compliance
	13	1" x 2.5"	<ul style="list-style-type: none"> ● Red ● Amber ○ White 	Surface	12 & 24	.180 bullets	FMVSS 108 & SAE
	15	0.88" x 4"	<ul style="list-style-type: none"> ● Red ● Amber ○ White 	Surface	12 & 24	.180 bullet and ring terminal	FMVSS 108 & SAE
	16	2" Round	<ul style="list-style-type: none"> ● Red ● Amber 	Grommet	12 & 24	Packard Connector	FMVSS 108 & SAE
	17	2.5" Round	<ul style="list-style-type: none"> ● Red ● Amber ○ White 	Grommet Flange	12 & 24	Packard Connector	FMVSS 108 & SAE
	18	1.95" x 4.8"	<ul style="list-style-type: none"> ● Red ● Amber ● Blue ● Green ○ White 	Surface	12 & 24	Packard Connector	FMVSS 108 & SAE
	19	0.66" x 5.4"	<ul style="list-style-type: none"> ● Red ● Amber 	Surface	12 & 24	.180 bullet and ring terminal	FMVSS 108 & SAE
	20	2.2" x 4.5"	<ul style="list-style-type: none"> ● Amber 	Surface	12 & 24	Packard Connector	FMVSS 108 & SAE
	45	1.63" x 4.5"	<ul style="list-style-type: none"> ● Red ● Amber 	Surface	12 & 24	Packard Connector	FMVSS 108 & SAE

BUS SIGNALS

	Series	Size	Available Colors	Mounting Options	Nominal Voltage	Standard Termination	Compliance	Features	Options
--	--------	------	------------------	------------------	-----------------	----------------------	------------	----------	---------

STOP/TAIL/TURN

	40	4" Round	● Red	Grommet; Flange	12 & 24	3 Way Packard Connector	FMVSS 108 & SAE	Housed	Hard Coating; Regulator
	46	4" Round	● Red	Grommet; Flange	12 & 24	3 Way Packard Connector	FMVSS 108 & SAE	Potted	Hard Coating; Regulator
	60/64	2" x 6" Oval	● Red	Vertical Grommet; Flange	12 & 24	3 Way Packard Connector	FMVSS 108 & SAE	Housed	Hard Coating; Regulator
	61/65	2" x 6" Oval	● Red	Horizontal Grommet; Flange	12 & 24	3 Way Packard Connector	FMVSS 108 & SAE	Housed	Hard Coating; Regulator
	68	2" x 6" Oval	● Red	Vertical or Horizontal Grommet; Flange	12 & 24	3 Way Packard Connector	FMVSS 108 & SAE	Potted	Hard Coating; Regulator
	70	7" Round	● Red	Grommet; Flange	12 & 24	3 Way Packard Connector	FMVSS 108 & SAE	Potted	Hard Coating; Regulator
	80	4" x 6.5"	● Red	Mounting Bracket	12 & 24	3 Way Packard Connector	FMVSS 108 & SAE	Potted	Hard Coating
	84	4.5" x 5.5"	● Red	Mounting Bracket	12 & 24	3 Way Packard Connector	FMVSS 108 & SAE	Potted	Hard Coating



BUS SIGNALS

	Series	Size	Available Colors	Mounting Options	Nominal Voltage	Standard Termination	Compliance	Features	Options
--	--------	------	------------------	------------------	-----------------	----------------------	------------	----------	---------

CHMSL (CENTER HIGH MOUNT STRIP LIGHT)

	62	2" x 6" Oval	● Red	Horizontal Grommet; Flange	12 & 24	2 Way Packard Connector	FMVSS 108 & SAE	Housed	Hard Coating; Regulator
	87	18" Strip	● Red	Surface	12 & 24	Bare Wire or Customer Specific Connector	FMVSS 108 & SAE	Potted	Hard Coating

REAR TURN

	41	4" Round	● Amber	Grommet; Flange	12 & 24	2 Way Packard Connector	FMVSS 108 & SAE	Housed	Hard Coating
	64	2" x 6" Oval	● Amber	Vertical Grommet; Flange	12 & 24	2 Way Packard Connector	FMVSS 108 & SAE	Housed	Hard Coating
	65	2" x 6" Oval	● Amber	Horizontal Grommet; Flange	12 & 24	2 Way Packard Connector	FMVSS 108 & SAE	Housed	Hard Coating
	68	2" x 6" Oval	● Amber	Vertical or Horizontal Grommet; Flange	12 & 24	2 Way Packard Connector	FMVSS 108 & SAE	Potted	Hard Coating
	70	7" Round	● Amber	Grommet; Flange	12 & 24	2 Way Packard Connector	FMVSS 108 & SAE	Potted	Hard Coating
	80	4" x 6.5"	● Amber	Mounting Bracket	12 & 24	2 Way Packard Connector	FMVSS 108 & SAE	Potted	Hard Coating
	84	4.5" x 5.5"	● Amber	Mounting Bracket	12 & 24	2 Way Packard Connector	FMVSS 108 & SAE	Potted	Hard Coating

BUS SIGNALS

	Series	Size	Available Colors	Mounting Options	Nominal Voltage	Standard Termination	Compliance	Features	Options
--	--------	------	------------------	------------------	-----------------	----------------------	------------	----------	---------

BACKUP

	46	4" Round	○ White	Grommet; Flange	12 & 24	2 Way Packard Connector	FMVSS 108 & SAE	Potted	Hard Coating
	68	2" x 6" Oval	○ White	Horizontal Grommet; Flange	12 & 24	2 Way Packard Connector	FMVSS 108 & SAE	Potted	Hard Coating
	71	7" Round	○ White	Grommet; Flange	12 & 24	2 Way Packard Connector	FMVSS 108 & SAE	Potted	Hard Coating

FRONT TURN

	42	4" Round	● Amber	Grommet; Flange	12 & 24	2 Way Packard Connector	FMVSS 108 & SAE	Housed	Hard Coating
	42	4" Round	● Amber	Grommet; Flange	12 & 24	2 Way Packard Connector	FMVSS 108 & SAE	Potted	Hard Coating
	66	2" x 6" Oval	● Amber	Vertical Grommet; Flange	12 & 24	2 Way Packard Connector	FMVSS 108 & SAE	Housed	Hard Coating
	67	2" x 6" Oval	● Amber	Horizontal Grommet; Flange	12 & 24	2 Way Packard Connector	FMVSS 108 & SAE	Housed	Hard Coating
	67	2" x 6" Oval	● Amber	Horizontal Grommet; Flange	12 & 24	2 Way Packard Connector	FMVSS 108 & SAE	Potted	Hard Coating
	81	4" x 6.5"	● Amber	Mounting Bracket	12 & 24	2 Way Packard Connector	FMVSS 108 & SAE	Potted	Hard Coating



MODIFICATION STATION

This selector guide provides a brief overview of our standard vehicle LED light sources. Found something you like, but your parameters are slightly different? Complete this form and fax it to us for consideration - with more than 65 years experience, we may already have your solution available!

Common modifications include:

▶ **Different voltage**

- Indicate the Series _____, color _____, voltage _____, circle **AC** or **DC**
- Internal regulators are not always possible; please indicate whether a regulator is needed, circle **YES** or **NO**. Dialight will provide standard wire leads, indicate length desired _____, circle unit of measure: **inch** or **mm**.

▶ **Mounting**

- Indicate grommet _____, or flange mount _____, flange color _____

▶ **Coating**

- Hard coating; circle **YES** or **NO**.

▶ **Connectorized assembly**

- Indicate the Series _____, color _____, voltage _____, length of wires from front of mounting panel to end of connector _____, circle unit of measure **inch** or **mm**, wire color for anode _____, wire color for cathode _____, desired connector style indicated by manufacturer name _____ and p/n _____

▶ **Custom requirement** - please provide us a drawing of your requirement and include all of the following information so we can expedite our response, and fax to **732-919-5778** or email **info@dialight.com**:

- | | |
|---------------------------------------------------------------------------------------------------------------------------------------------------------------------------------------------------------------------------------------------------------------------------------------------------------------------------------------------------|----------------------------------------------------------------------------------------------------------------------------------------------------------------------------------------------------------------------------------------------------------------------------------------------------|
| <ul style="list-style-type: none"> ▶ Estimated initial order _____ and estimated purchase quantity in first year _____ ▶ Target cost _____ ▶ Dialight Distributor of choice _____ ▶ Voltage - AC (also indicate frequency in Hz) or DC or both _____ ▶ Color _____ ▶ Lens style _____ | <ul style="list-style-type: none"> ▶ Mounting considerations _____ ▶ Finish _____ ▶ Space constraints _____ ▶ Environmental issues _____ ▶ FMVSS, SAE or other safety requirements _____ ▶ NEMA or IP water sealing requirements _____ |
|---------------------------------------------------------------------------------------------------------------------------------------------------------------------------------------------------------------------------------------------------------------------------------------------------------------------------------------------------|----------------------------------------------------------------------------------------------------------------------------------------------------------------------------------------------------------------------------------------------------------------------------------------------------|

DRAWING



THE LED ADVANTAGE

With the technological advancements in Light Emitting Diodes (LEDs) brightness can now rival the incandescent lamp when incorporated in similar packages such as the non-relampable indicator or Based LED bulbs. Dialight's LED products incorporate the latest in AlInGaP and InGaN LED technology, the technology that is used in all of our high reliability applications such as traffic lights, vehicle lights and aviation lighting.

BENEFITS OF LEDs

FEATURE	BENEFIT
▶ Operate life > 50k hours	▶ Low maintenance
▶ Solid State	▶ Impervious to shock and vibration
▶ Full range of colors	▶ Ability to mix and change dynamically
▶ Narrow band emitter	▶ 90% less energy for color applications
▶ Low operate voltage	▶ Compatibility with controls
▶ No in-rush current	▶ Ease of power supply design
▶ Very fast - nanoseconds	▶ Safety and ability to multiplex
▶ Precision optics	▶ Higher utilization of light
▶ No mercury	▶ No disposal issues

COST COMPARISON BETWEEN LED AND INCANDESCENT BULBS



* Cost includes:
Replacement of bulb,
labor, and energy savings

■ Based LED ■ Incandescent Bulbs

Maximizing Light Output

In order to maximize the light output from LEDs, it is important to match the color of the lens cap to that of the emitting color of the LED. Unlike incandescent lamps, which emit light over the full spectrum, LEDs are monochromatic (emit one color). Since a lens cap is a filter, if not matched properly the overall light output may be substantially reduced.



Why LED's?



- Last beyond 100,000 hours
- 10x more efficient than incandescent
- Low temperature operation
- Robust solid state construction
- Low voltage
- "Instant" switching operation
- Dynamic color control
- Precision optics

Other LED Products offered by Dialight

- Surface Mount Indicators (Prism®)
- Circuit Board Indicators (CBI®)
- Optical Light Pipes (Optopipe®)
- Exterior & Interior Vehicle Lights
- LED-based Traffic Signal Products
- Obstruction Lights
- Rail Track and Car Signaling
- Illumination Products
- SpectraMix™ - Color Control Protocol
- Patented Light Engines

www.dialight.com



Dialight



■ Dialight Corporate Office

1501 Route 34 South
Farmingdale, NJ 07727 USA
TEL: +1.732.919.3119
FAX: +1.732.751.5778
EMAIL: info@dialight.com

■ Dialight Ltd.

Exning Road
Newmarket, Suffolk CB8 0AX UK
TEL: +44.1638.666541
FAX: +44.1638.561735
EMAIL: dialight-sales@dialight.co.uk

www.dialight.com

20% post-consumer content 

LED Vehicle Lighting Selector
Guide Version 5.0



Mouser Electronics

Authorized Distributor

Click to View Pricing, Inventory, Delivery & Lifecycle Information:

Dialight:

[400-91R](#) [621-01R](#) [130-71RT-804](#) [470-81CT-801](#) [870-51R](#) [170-82CT-802](#) [640-51R](#) [600-81RT-805](#) [140-01RT-801](#)
[150-51R](#) [401-51R](#) [180-01R](#) [130-71R](#) [150-01RT-806](#) [411-81A](#) [600-81RT-804](#) [651-01RT-802](#) [150-71RT-802](#) [160-](#)
[71RT-801](#) [620-91R](#) [130-71A](#) [401-01R](#) [150-01R](#) [180-01AT-801](#) [130-51R](#) [640-51A](#) [400-51RT-804](#) [460-71RT-802](#)
[170-81RT-805](#) [170-82AT-801](#) [631-91A](#) [140-71R](#) [651-01AT-802](#) [160-71A](#) [170-82RT-804](#) [411-91A](#) [651-51R](#) [150-](#)
[71A](#) [130-71AT-804](#) [460-51CT-801](#) [870-52R](#) [150-71RT-805](#) [181-11A](#) [400-71R](#) [130-51A](#) [130-51C](#) [130-52C](#) [140-](#)
[01AT-802](#) [140-01RT-802](#) [140-02AT-803](#) [140-51R](#) [140-71A](#) [150-01A](#) [150-51A](#) [150-71AT-807](#) [150-71R](#) [160-01A](#)
[160-01R](#) [160-71AT-801](#) [160-71R](#) [170-01R](#) [170-71A](#) [170-71R](#) [170-81CT-801](#) [170-81CT-803](#) [170-81CT-809](#) [170-](#)
[81RT-803](#) [170-82CT-804](#) [170-82CT-807](#) [170-82CT-809](#) [170-82RT-806](#) [171-01A](#) [171-01R](#) [180-71A](#) [181-11R](#) [190-](#)
[71A](#) [200-01AT-801](#) [200-51A](#) [200-71A](#) [401-61R](#) [410-51A](#) [410-71A](#) [410-71R](#) [411-01A](#) [411-01R](#) [411-41R](#) [411-51R](#)
[411-61R](#) [411-61RT-806](#) [412-01A](#) [421-81AT-802](#) [421-91AT-803](#) [460-51C](#) [460-81CT-804](#) [461-01RT-804](#) [461-51R](#)
[461-52R](#) [461-61R](#) [470-51C](#) [470-81CT-802](#)

Данный компонент на территории Российской Федерации

Вы можете приобрести в компании MosChip.

Для оперативного оформления запроса Вам необходимо перейти по данной ссылке:

<http://moschip.ru/get-element>

Вы можете разместить у нас заказ для любого Вашего проекта, будь то серийное производство или разработка единичного прибора.

В нашем ассортименте представлены ведущие мировые производители активных и пассивных электронных компонентов.

Нашей специализацией является поставка электронной компонентной базы двойного назначения, продукции таких производителей как XILINX, Intel (ex.ALTERA), Vicor, Microchip, Texas Instruments, Analog Devices, Mini-Circuits, Amphenol, Glenair.

Сотрудничество с глобальными дистрибьюторами электронных компонентов, предоставляет возможность заказывать и получать с международных складов практически любой перечень компонентов в оптимальные для Вас сроки.

На всех этапах разработки и производства наши партнеры могут получить квалифицированную поддержку опытных инженеров.

Система менеджмента качества компании отвечает требованиям в соответствии с ГОСТ Р ИСО 9001, ГОСТ РВ 0015-002 и ЭС РД 009

Офис по работе с юридическими лицами:

105318, г.Москва, ул.Щербаковская д.3, офис 1107, 1118, ДЦ «Щербаковский»

Телефон: +7 495 668-12-70 (многоканальный)

Факс: +7 495 668-12-70 (доб.304)

E-mail: info@moschip.ru

Skype отдела продаж:

moschip.ru

moschip.ru_4

moschip.ru_6

moschip.ru_9