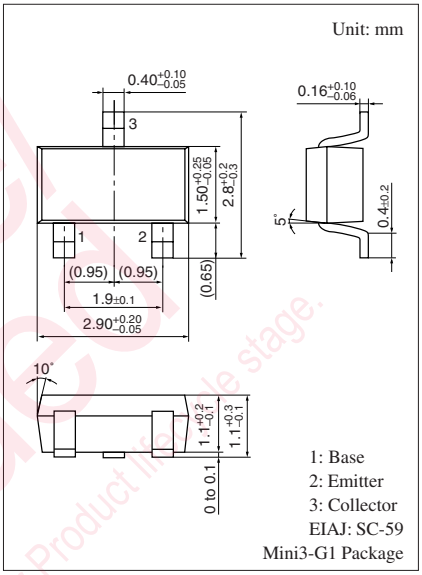
2SA1034, 2SA1035

Silicon PNP epitaxial planar type

For low-frequency and low-noise amplification
Complementary to 2SC2405, 2SC2406



Marking Symbol:

- 2SA1034: F
- 2SA1035: H

■ Features

- Low noise voltage NV
- High forward current transfer ratio h_{FE}
- Mini type package, allowing downsizing of the equipment and automatic insertion through the tape packing and the magazine packing

■ Absolute Maximum Ratings $T_a = 25°C$

Parameter		Symbol	Rating	Unit
Collector-base voltage (Emitter open)	2SA1034	V_{CBO}	−35	V
	2SA1035		−55	
Collector-emitter voltage (Base open)	2SA1034	V_{CEO}	−35	V
	2SA1035		−55	
Emitter-base voltage (Collector open)		V_{EBO}	−5	V
Collector current		I_C	−50	mA
Peak collector current		I_{CP}	−100	mA
Collector power dissipation		P_C	200	mW
Junction temperature		T_j	150	°C
Storage temperature		T_{stg}	−55 to +150	°C

■ Electrical Characteristics $T_a = 25°C \pm 3°C$

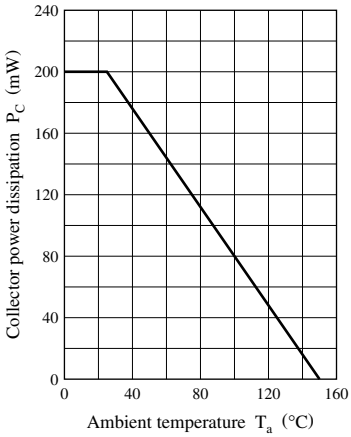
Parameter		Symbol	Conditions	Min	Typ	Max	Unit
Collector-base voltage (Emitter open)	2SA1034	V_{CBO}	$I_C = -10\ \mu A$, $I_E = 0$	−35			V
	2SA1035			−55			
Collector-emitter voltage (Base open)	2SA1034	V_{CEO}	$I_C = -2$ mA, $I_B = 0$	−35			V
	2SA1035			−55			
Emitter-base voltage (Collector open)		V_{EBO}	$I_E = -10\ \mu A$, $I_C = 0$	−5			V
Base-emitter voltage *1		V_{BE}	$V_{CE} = -1$ V, $I_C = -100$ mA		− 0.7	−1.0	V
Collector-base cutoff current (Emitter open)		I_{CBO}	$V_{CB} = -10$ V, $I_E = 0$			− 0.1	μA
Collector-emitter cutoff current (Base open)		I_{CEO}	$V_{CE} = -10$ V, $I_B = 0$			−1	μA
Forward current transfer ratio *2		h_{FE}	$V_{CE} = -5$ V, $I_C = -2$ mA	180		700	—
Collector-emitter saturation voltage *1		$V_{CE(sat)}$	$I_C = -100$ mA, $I_B = -10$ mA			− 0.6	V
Transition frequency		f_T	$V_{CB} = -5$ V, $I_E = 2$ mA, f = 200 MHz		200		MHz
Noise voltage		NV	$V_{CE} = -10$ V, $I_C = -1$ mA, $G_V = 80$ dB $R_g = 100$ kΩ, Function = FLAT			150	mV

Note) 1. Measuring methods are based on JAPANESE INDUSTRIAL STANDARD JIS C 7030 measuring methods for transistors.
2. ∗1: Pulse measurement
∗2: Rank classification

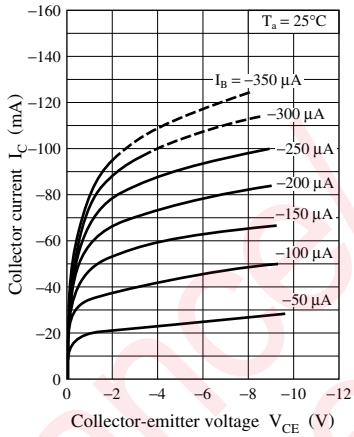
Rank	R	S	T
h_{FE}	180 to 360	260 to 520	360 to 700

Maintenance/ Discontinued
Planned maintenance type
Planned discontinued type
Please visit following URL and check latest information.
http://www.semicon.panasonic.co.jp/en/

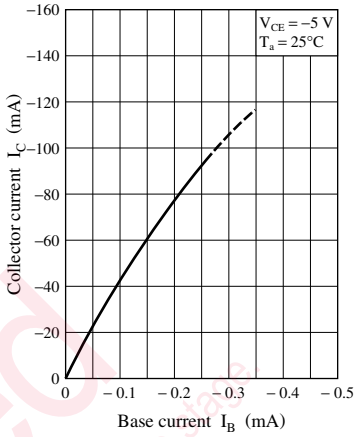
P_C — T_a



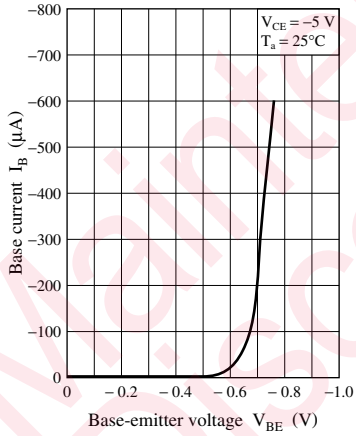
I_C — V_{CE}



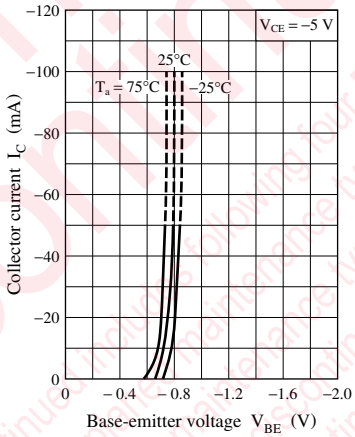
I_C — I_B



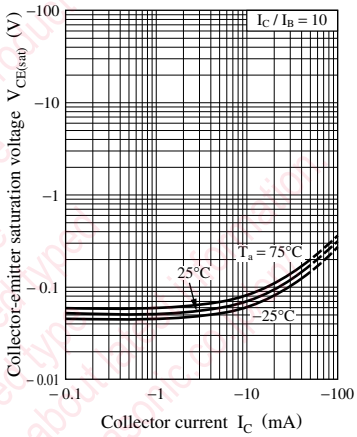
I_B — V_{BE}



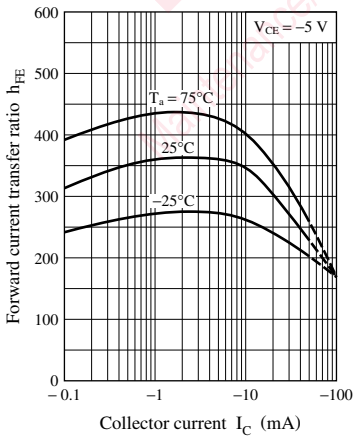
I_C — V_{BE}



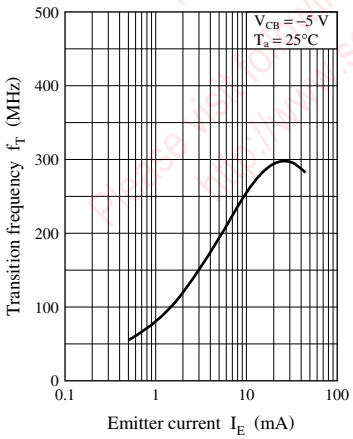
$V_{CE(sat)}$ — I_C



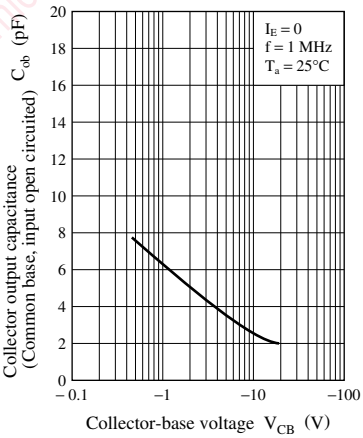
h_{FE} — I_C



f_T — I_E

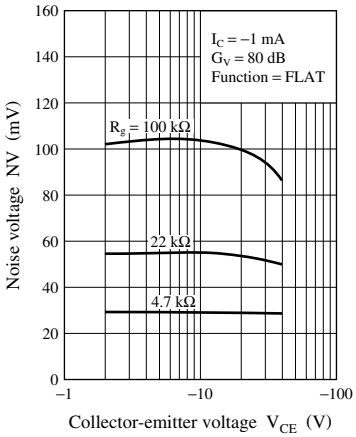


C_{ob} — V_{CB}

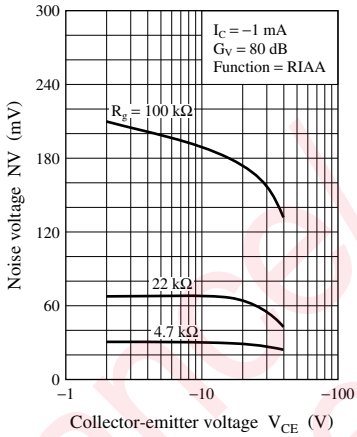


Maintenance/Discontinued
Please visit the following URL about the alternative product.
http://www.semicon.panasonic.co.jp/en/

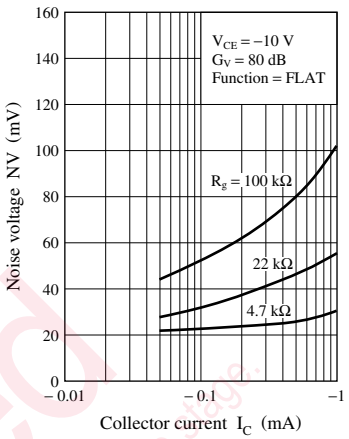
NV — V_{CE}



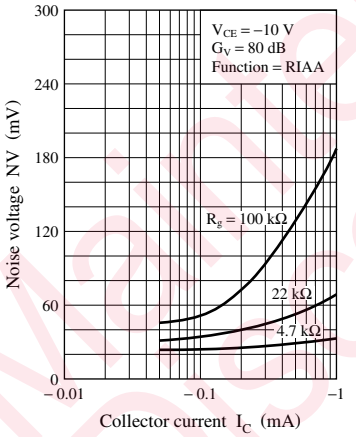
NV — V_{CE}



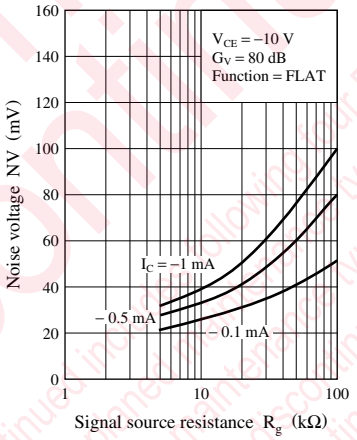
NV — I_C



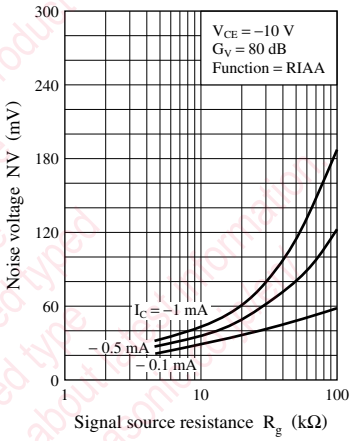
NV — I_C



NV — R_g



NV — R_g



Maintenance/Discontinued
Please visit following URL about the latest information on planned discontinued type.
http://www.semicon.panasonic.co.jp/en/

Request for your special attention and precautions in using the technical information and semiconductors described in this book

(1) If any of the products or technical information described in this book is to be exported or provided to non-residents, the laws and regulations of the exporting country, especially, those with regard to security export control, must be observed.

(2) The technical information described in this book is intended only to show the main characteristics and application circuit examples of the products, and no license is granted under any intellectual property right or other right owned by our company or any other company. Therefore, no responsibility is assumed by our company as to the infringement upon any such right owned by any other company which may arise as a result of the use of technical information described in this book.

(3) The products described in this book are intended to be used for standard applications or general electronic equipment (such as office equipment, communications equipment, measuring instruments and household appliances).
Consult our sales staff in advance for information on the following applications:
- Special applications (such as for airplanes, aerospace, automobiles, traffic control equipment, combustion equipment, life support systems and safety devices) in which exceptional quality and reliability are required, or if the failure or malfunction of the products may directly jeopardize life or harm the human body.
- Any applications other than the standard applications intended.

(4) The products and product specifications described in this book are subject to change without notice for modification and/or improvement. At the final stage of your design, purchasing, or use of the products, therefore, ask for the most up-to-date Product Standards in advance to make sure that the latest specifications satisfy your requirements.

(5) When designing your equipment, comply with the range of absolute maximum rating and the guaranteed operating conditions (operating power supply voltage and operating environment etc.). Especially, please be careful not to exceed the range of absolute maximum rating on the transient state, such as power-on, power-off and mode-switching. Otherwise, we will not be liable for any defect which may arise later in your equipment.
Even when the products are used within the guaranteed values, take into the consideration of incidence of break down and failure mode, possible to occur to semiconductor products. Measures on the systems such as redundant design, arresting the spread of fire or preventing glitch are recommended in order to prevent physical injury, fire, social damages, for example, by using the products.

(6) Comply with the instructions for use in order to prevent breakdown and characteristics change due to external factors (ESD, EOS, thermal stress and mechanical stress) at the time of handling, mounting or at customer's process. When using products for which damp-proof packing is required, satisfy the conditions, such as shelf life and the elapsed time since first opening the packages.

(7) This book may be not reprinted or reproduced whether wholly or partially, without the prior written permission of Matsushita Electric Industrial Co., Ltd.

Maintenance/Discontinued
Maintenance/Discontinued includes following Products
planed maintenance type
maintenance type
planed discontinued type
discontinued type
Please visit following URL about latest information.
http://www.semicon.panasonic.co.jp/en/

Общество с ограниченной ответственностью «МосЧип» ИНН 7719860671 / КПП 771901001
Адрес: 105318, г.Москва, ул.Щербаковская д.3, офис 1107

Данный компонент на территории Российской Федерации

Вы можете приобрести в компании MosChip.

Для оперативного оформления запроса Вам необходимо перейти по данной ссылке:

http://moschip.ru/get-element

Вы можете разместить у нас заказ для любого Вашего проекта, будь то серийное производство или разработка единичного прибора.

В нашем ассортименте представлены ведущие мировые производители активных и пассивных электронных компонентов.

Нашей специализацией является поставка электронной компонентной базы двойного назначения, продукции таких производителей как XILINX, Intel (ex.ALTERA), Vicor, Microchip, Texas Instruments, Analog Devices, Mini-Circuits, Amphenol, Glenair.

Сотрудничество с глобальными дистрибьюторами электронных компонентов, предоставляет возможность заказывать и получать с международных складов практически любой перечень компонентов в оптимальные для Вас сроки.

На всех этапах разработки и производства наши партнеры могут получить квалифицированную поддержку опытных инженеров.

Система менеджмента качества компании отвечает требованиям в соответствии с ГОСТ Р ИСО 9001, ГОСТ РВ 0015-002 и ЭС РД 009

Офис по работе с юридическими лицами:

105318, г.Москва, ул.Щербаковская д.3, офис 1107, 1118, ДЦ «Щербаковский»

Телефон: +7 495 668-12-70 (многоканальный)

Факс: +7 495 668-12-70 (доб.304)

E-mail: info@moschip.ru

Skype отдела продаж:
moschip.ru
moschip.ru_4
moschip.ru_6
moschip.ru_9