| PART NUMBER | REV | FIRST USED | TERMINATOR | FEED TYPE | DESCRIPTION |
|---|---|---|---|---|---|
| 1426180-1 | B | - | LEADMAKER | MECH POST FEED | CUTS CARRIER |
| 1426180-2 | B | - | BENCH | MECH PRE FEED | CUTS CARRIER |
| 1426180-6 | B | - | LEADMAKER | MECH POST FEED | CONTINUOUS CARRIER |
| 7-1426180-1 | B | - | LEADMAKER | MECH POST FEED | -1 AND SPARE PARTS |
| 7-1426180-2 | B | - | BENCH | MECH PRE FEED | -2 AND SPARE PARTS |
| 7-1426180-6 | B | - | LEADMAKER | MECH POST FEED | -6 AND SPARE PARTS |
| 7-1426180-7 | A | - | - | - | SPARE PARTS KIT |

## CRIMP DATA (FCI TERMINAL)

TERMINAL NAME: PIN, SOCKET

| CRIMP | SIZE | TYPE | RANGE |
|---|---|---|---|
| WIRE | 1.40 [.055 IN] | F | 20 - 24 AWG |
| INSUL | 1.57 [.062 IN] | O | 1.30-1.50 [.050-.060 IN] |

WIRE STRIP LENGTH 2.50-3.30 [.098-.130 IN]

APPL INSTRUCTION 408-8322

TERMINAL - -
APPL SPEC 114-3118 -

FEED 7.60 [.300 IN]

### TERMINALS APPLIED

| AMP PT NO | MFR PT NO | - | - | - |
|---|---|---|---|---|
| 286957-1 | 8656 4530 067 | - | - | - |
| 286957-2 | 8656 4530 065 | - | - | - |
| 286957-3 | 8656 4530 064 | - | - | - |
| - | - | - | - | - |
| - | - | - | - | - |
| - | - | - | - | - |
| - | - | - | - | - |

| WIRE SIZE mm² AWG | CRIMP HEIGHT △4 | PIN PN & LENGTH [IN] |
|---|---|---|
| 20 or 22 AWG | 0.81 ±0.05 [.032 ±.002 IN] | 5-354779-9 [.3285] |
| 24 AWG | 0.81 ±0.05 [.032 ±.002 IN] | 5-354779-7 [.3275] |
| - | - | - |
| - | - | - |
| - | - | - |
| - | - | - |
| - | - | - |
| - | - | - |
| - | - | - |
| - | - | - |
| - | - | - |
| - | - | - |
| - | - | - |
| - | - | - |
| - | - | - |

1. RECOMMENDED SPARE PARTS.
2. GREASE RAM, CAM, CAM FOLLOWER AND FEED ROD LIGHTLY.
3. LUBRICATE DAILY PER THE APPLICATOR INSTRUCTION SHEET SUPPLIED WITH THE APPLICATOR.
4. CRIMP DATA AS ADVISED BY ORIGINAL CUSTOMER (RE: TYCO HOLLAND).

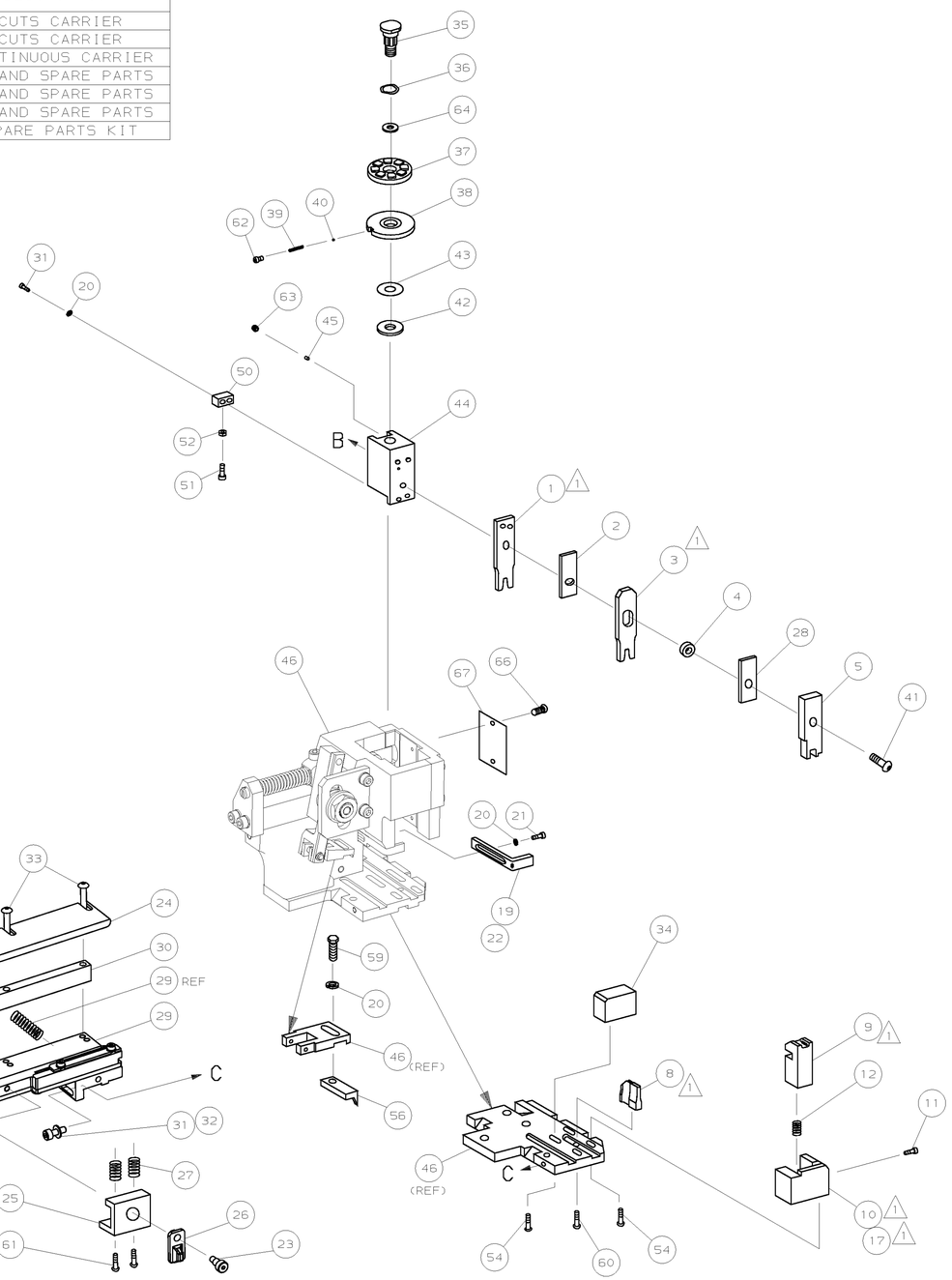


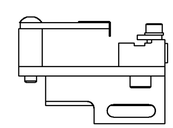

### VIEW B ROTATED 180°

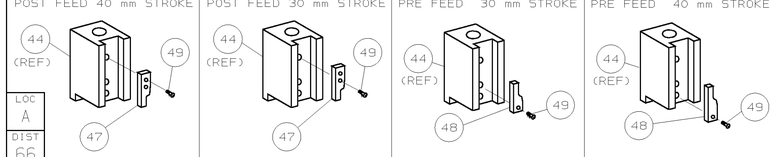


| LOC | DIST |
|---|---|
| A | 66 |

| P | F | LTR | REVISION RECORD | APP | DATE |
|---|---|---|---|---|---|
| | | B | 0150-0781-03 | RK | JUL03 |
| | | A1 | SEE ECN 015A-0723-01 | MC | SEP01 |
| | | A | SEE ECN 015A-0391-01 | MC | MAY01 |

DIMENSIONS: mm [INCHES]
DO NOT SCALE PRINT.
TOLERANCES UNLESS OTHERWISE SPECIFIED:
2 PLC DEC ±0.5 [.02 IN]
3 PLC DEC ±-
4 PLC DEC ±-
ANGLES ± -
SURF TEXTURE, √
REMOVE BURRS, BREAK SHARP EDGES R0.38 MAX

MATL - - | HT TR - - | FIN - -

DR 03-05-01 M.CLIFFORD | APP 03-05-01 F.BACKHURST
CHK - - | REL 10-05-01 M.CLIFFORD

AMP Incorporated Harrisburg, PA 17105-3608

NAME SIDE FEED HD-I APPLICATOR | MACHINE REF HD-I APPL

SCALE - | D | DWG NO 1426180 | SHEET 1 OF 1 | REV B

CAGE CODE 00779 | CUSTOMER AND ASSEMBLY DRAWING | RESTRICTED TO -

| QTY REQD PER ASSY | | | | | | | PART NO | DESCRIPTION | ITEM NO |
|---|---|---|---|---|---|---|---|---|---|
| | | | | | | | | | 73 |
| - | 1 | 1 | 1 | 1 | 1 | 1 | 1426180 | PRINT, APPLICATOR LOG SHEET | 72 |
| - | 1 | 1 | 1 | 1 | 1 | 1 | 1338705-1 | DOCUMENTATION PACKAGE | 71 |
| | | | | | | | | | 70 |
| | | | | | | | | | 69 |
| | | | | | | | | | 68 |
| - | 1 | 1 | 1 | 1 | 1 | 1 | 461264-1 | PLATE, IDENTIFICATION | 67 |
| - | 2 | 2 | 2 | 2 | 2 | 2 | 21017-2 | SCR,DRIVE(#2x.19)ID PLATE | 66 |
| | | | | | | | | | 65 |
| - | 1 | 1 | 1 | 1 | 1 | 1 | 986950-1 | WASHER, FLAT PRECISION | 64 |
| - | 1 | 1 | 1 | 1 | 1 | 1 | 3-18031-0 | SCR,SKT SET(M6X6 LW)RAM | 63 |
| - | 1 | 1 | 1 | 1 | 1 | 1 | 18023-9 | SCR,SHC(M4X6)INS DISC | 62 |
| - | 2 | 2 | 2 | 2 | 2 | 2 | 1-18024-5 | SCR,BHC(M5X25)DRAG | 61 |
| - | 1 | 1 | 1 | 1 | 1 | 1 | 18024-7 | SCR,BHC(M4X10)ANVIL | 60 |
| - | 1 | 1 | 1 | 1 | 1 | 1 | 5-18022-2 | SCR,HEX(M4X8)FEED FINGER | 59 |
| | | | | | | | | | 58 |
| | | | | | | | | | 57 |
| - | 1 | 1 | 1 | 1 | 1 | 1 | 1338685-1 | PAWL, FEED | 56 |
| | | | | | | | | | 55 |
| - | 4 | 4 | 4 | 4 | 4 | 4 | 18024-8 | SCR,BHC(M4x12)SHEAR HOLDER | 54 |
| | | | | | | | | | 53 |
| - | 1 | 1 | 1 | 1 | 1 | 1 | 18030-1 | NUT,HEX(M3)HOLD DOWN | 52 |
| - | 1 | 1 | 1 | 1 | 1 | 1 | 811242-5 | BUMPER, HOLDDOWN | 51 |
| - | 1 | 1 | 1 | 1 | 1 | 1 | 690753-2 | SPACER, TONKER | 50 |
| - | 1 | 1 | 1 | 1 | 1 | 1 | 18024-3 | SCR,BHC(M3X10)CAM | 49 |
| - | - | 1 | - | - | 1 | - | 1338675-1 | CAM, PRE FEED 30 & 40 mm ST | 48 |
| - | 1 | - | 1 | 1 | - | 1 | 1338676-1 | CAM, POST FEED 30 & 40 mm ST | 47 |
| - | 1 | 1 | 1 | 1 | 1 | 1 | 1320999-3 | APPLICATOR BASIC SUBASSY | 46 |
| - | 1 | 1 | 1 | 1 | 1 | 1 | 690191-1 | PLUG, NYLON | 45 |
| - | 1 | 1 | 1 | 1 | 1 | 1 | 1338660-3 | RAM | 44 |
| - | 1 | 1 | 1 | 1 | 1 | 1 | 690125-1 | WASHER, LAMINATED | 43 |
| - | 1 | 1 | 1 | 1 | 1 | 1 | 690124-1 | WASHER, RAM | 42 |
| - | 1 | 1 | 1 | 1 | 1 | 1 | 2-18024-6 | SCR,BHC(M8X25)RAM | 41 |
| - | 1 | 1 | 1 | 1 | 1 | 1 | 23241-1 | BALL, STEEL | 40 |
| - | 1 | 1 | 1 | 1 | 1 | 1 | 2-22278-7 | SPRING, COMPRESSION | 39 |
| - | 1 | 1 | 1 | 1 | 1 | 1 | 1320922-1 | DISC, INSULATION | 38 |
| - | 1 | 1 | 1 | 1 | 1 | 1 | 354777-1 | WIRE DISC, PLASTIC | 37 |
| - | 1 | 1 | 1 | 1 | 1 | 1 | 22480-5 | WASHER, SPRING | 36 |
| - | 1 | 1 | 1 | 1 | 1 | 1 | 690212-1 | POST, RAM | 35 |
| - | 1 | 1 | 1 | 1 | 1 | 1 | 1320934-1 | SUPPORT, TERMINAL | 34 |
| - | 2 | 2 | 2 | 2 | 2 | 2 | 1-18024-0 | SCR,BHC(M4X20)STRIP GUIDE | 33 |
| - | 1 | 1 | 1 | 1 | 1 | 1 | 18027-2 | WASHER, FLAT(M4) | 32 |
| - | 3 | 3 | 3 | 3 | 3 | 3 | 1-18023-2 | SCR,SKT CAP(M4X12)MOUNT BLOCK | 31 |
| - | 1 | 1 | 1 | 1 | 1 | 1 | 1320908-4 | SPACER, STRIP GUIDE | 30 |
| - | 1 | 1 | 1 | 1 | 1 | 1 | 1633073-1 | STRIP GUIDE PLATE ASSY | 29 |
| - | 1 | 1 | 1 | 1 | 1 | 1 | 1-455888-0 | SPACER, FRONT SHEAR DEP | 28 |
| - | 2 | 2 | 2 | 2 | 2 | 2 | 1-22284-0 | SPRING, DRAG | 27 |
| - | 1 | 1 | 1 | 1 | 1 | 1 | 356835-1 | LEVER, DRAG RELEASE | 26 |
| - | 1 | 1 | 1 | 1 | 1 | 1 | 679754-1 | DRAG, TERMINAL | 25 |
| - | 1 | 1 | 1 | 1 | 1 | 1 | 1320928-1 | GUIDE, STRIP (REAR) | 24 |
| - | 1 | 1 | 1 | 1 | 1 | 1 | 980371-4 | SCR,SHC SHLD | 23 |
| - | 1 | - | 1 | 1 | - | 1 | 690472-2 | STRIPPER | 22 |
| - | 1 | 1 | 1 | 1 | 1 | 1 | 1-18023-1 | SCR,SHC(M4X10)STRIPPER | 21 |
| - | 3 | 3 | 3 | 3 | 3 | 3 | 18025-2 | WASHER,LOCK(M4)STRIPPER | 20 |
| - | - | 1 | - | - | 1 | - | 690472-1 | STRIPPER | 19 |
| | | | | | | | | | 18 |
| △1 - | 1 | - | - | 1 | - | - | 1338684-1 | HOLDER, SHEAR, FRONT (NO-CUT) | 17 |
| | | | | | | | | | 16 |
| | | | | | | | | | 15 |
| | | | | | | | | | 14 |
| | | | | | | | | | 13 |
| - | 1 | 1 | 1 | 1 | 1 | 1 | 5-22280-0 | SPRING, SHEAR | 12 |
| - | 1 | 1 | 1 | 1 | 1 | 1 | 356885-4 | STOP, SHEAR | 11 |
| △1 - | - | 1 | 1 | - | 1 | 1 | 1320921-1 | HOLDER, SHEAR, FRONT (CUT) | 10 |
| △1 - | 1 | 1 | 1 | 1 | 1 | 1 | 462006-1 | SHEAR, FLOAT (FRONT) | 9 |
| △1 1 | 2 | 2 | 2 | 1 | 1 | 1 | 2-1333201-0 | ANVIL | 8 |
| | | | | | | | | | 7 |
| | | | | | | | | | 6 |
| - | 1 | 1 | 1 | 1 | 1 | 1 | 2-455889-0 | DEPRESSOR, SHEAR (FRONT) | 5 |
| - | 1 | 1 | 1 | 1 | 1 | 1 | 2-238011-0 | SPACER, BLOCK CRIMPER | 4 |
| △1 1 | 2 | 2 | 2 | 1 | 1 | 1 | 5-456135-7 | CRIMPER, INSULATION | 3 |
| - | 1 | 1 | 1 | 1 | 1 | 1 | 455888-2 | SPACER, CRIMPER | 2 |
| △1 1 | 2 | 2 | 2 | 1 | 1 | 1 | 1-456402-5 | CRIMPER, WIRE | 1 |
| | -77 | -76 | -72 | -71 | -6 | -2 | -1 | PART NO / DESCRIPTION | ITEM NO |

← REVISION OF EACH ASSY NO (WHEN BLANK, USE DWG REVISION)

PARTS LIST

THIS DRAWING IS A CONTROLLED DOCUMENT.
THIS DRAWING IS UNPUBLISHED. © COPYRIGHT 2000
RELEASED FOR PUBLICATION: 2000
BY AMP INCORPORATED. ALL RIGHTS RESERVED.

LAYOUT L2383

SET UP GAGE 458637-3

Общество с ограниченной ответственностью «МосЧип» ИНН 7719860671 / КПП 771901001
Адрес: 105318, г.Москва, ул.Щербаковская д.3, офис 1107

**Данный компонент на территории Российской Федерации**

**Вы можете приобрести в компании MosChip.**

Для оперативного оформления запроса Вам необходимо перейти по данной ссылке:

http://moschip.ru/get-element

Вы можете разместить у нас заказ для любого Вашего проекта, будь то серийное производство или разработка единичного прибора.

В нашем ассортименте представлены ведущие мировые производители активных и пассивных электронных компонентов.

Нашей специализацией является поставка электронной компонентной базы двойного назначения, продукции таких производителей как XILINX, Intel (ex.ALTERA), Vicor, Microchip, Texas Instruments, Analog Devices, Mini-Circuits, Amphenol, Glenair.

Сотрудничество с глобальными дистрибьюторами электронных компонентов, предоставляет возможность заказывать и получать с международных складов практически любой перечень компонентов в оптимальные для Вас сроки.

На всех этапах разработки и производства наши партнеры могут получить квалифицированную поддержку опытных инженеров.

Система менеджмента качества компании отвечает требованиям в соответствии с ГОСТ Р ИСО 9001, ГОСТ РВ 0015-002 и ЭС РД 009

**Офис по работе с юридическими лицами:**

105318, г.Москва, ул.Щербаковская д.3, офис 1107, 1118, ДЦ «Щербаковский»

Телефон: +7 495 668-12-70 (многоканальный)

Факс: +7 495 668-12-70 (доб.304)

E-mail: info@moschip.ru

Skype отдела продаж:
moschip.ru
moschip.ru_4
moschip.ru_6
moschip.ru_9