Resistors

TT Electronics

Commercial Grade Metal Oxide Resistors

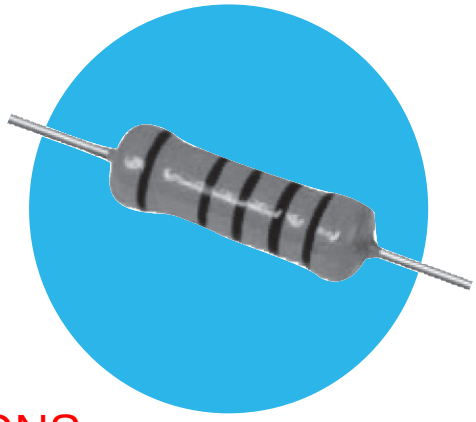

CMO Series

- High purity ceramic core
- Non-inductive type available
- Superior flame retardant coating
- Power ratings from 1/4W to 9W
- Meets EIA-RC2655A requirements
- Stable performance in harsh environments

NOT RECOMMENDED FOR NEW DESIGNS

RoHS All parts are Pb-free and comply with EU Directive 2011/65/EU amended by (EU) 2015/863 (RoHS3)

Electrical Data

IRC Type	Power Rating at 70°C (W)	Resistance Range* (Ohms)	Tolerance (±%)	TCR (±ppm/°C)	Max. Working Voltage (V)	Max. Overload Voltage (V)	Dielectric Withstanding Voltage (V)
Standard Size							
CMO-1/4	0.25	0.3 - 50K	2, 5, 10	350	250	400	250
CMO-1/2	0.5	0.3 - 50K			250	400	250
CMO-1	1	0.3 - 50K			350	600	350
CMO-2	2	0.3 - 50K			350	600	350
CMO-3	3	5 - 100K			500	800	500
CMO-5	5	5 - 150K			750	1000	750
CMO-7	7	20 - 150K			750	1000	750
CMO-8	8	30 - 200K			750	1000	750
CMO-9	9	50 - 200K			750	1000	750
Miniature Size							
CMO-1/2S	0.5	0.3 - 50K	2, 5, 10	350	250	400	250
CMO-1S	1	0.3 - 50K			350	600	350
CMO-2S	2	0.3 - 50K			350	600	350
CMO-3S	3	0.3 - 50K			350	600	350
CMO-5SS	5	5 - 100K			500	800	500
CMO-5S	5	5 - 150K			500	800	500

General Note

TT Electronics reserves the right to make changes in product specification without notice or liability.
All information is subject to TT Electronics' own data and is considered accurate at time of going to print.

BI Technologies IRC Welwyn

www.ttelectronics.com/resistors

© TT Electronics plc

 NOT RECOMMENDED FOR NEW DESIGNS

Environmental Data

Short-time overload	ΔR/R ≤(±0.5% + 0.05Ω), with no evidence of mechanical damage.
Dielectric withstanding voltage	No evidence of flashover, mechanical damage, arcing or insulation breakdown.
Terminal strength	No evidence of mechanical damage.
Resistance to Soldering heat	ΔR/R ≤(±1% + 0.05Ω), with no evidence of mechanical damage.
Pulse Overload	ΔR/R ≤(±1% + 0.05Ω), with no evidence of mechanical damage.
Solderability	Minimum 95% coverage.
Resistance to solvent	No deterioration of protective coating and markings.
Temperature cycling	ΔR/R ≤(±1% + 0.05Ω), with no evidence of mechanical damage.
Load life in humidity	Standard type: ΔR/R ±3% for <100KΩ, ±5% for ≥100KΩ;
Load life	Standard type: ΔR/R ±1.5% Flame retardant type: R/R ±5%

General Note
TT Electronics reserves the right to make changes in product specification without notice or liability.
All information is subject to TT Electronics' own data and is considered accurate at time of going to print.

© TT Electronics plc

 NOT RECOMMENDED FOR NEW DESIGNS

Physical Data

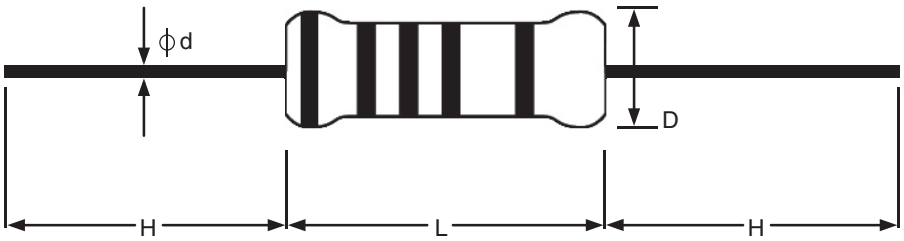

Dimensions (mm)					
	IRC Type	D (max.)	L (max.)	d (±0.02)	H (±3)
Standard Size	CMO-1/4	2.5	7.5	0.6	28
	CMO - 1/2	4.0	10.0	0.6	28
	CMO-1	5.0	12.0	0.7	28
	CMO-2	5.5	16.0	0.8	28
	CMO-3	6.5	17.5	0.8	28
	CMO-5	8.5	26.0	0.8	38
	CMO-7	8.5	32.0	0.8	38
	CMO-8	8.5	41.0	0.8	38
	CMO-9	8.5	54.0	0.8	38
Miniature Size	CMO - 1/2S	3.0	7.5	0.6	28
	CMO-1S	4.5	10.0	0.7	28
	CMO-2S	5.0	12.0	0.7	28
	CMO-3S	5.5	16.0	0.8	28
	CMO-5SS	6.5	17.5	0.8	28
	CMO-5S	8.0	25.0	0.8	38

- Standard gray base color for standard size product; Blue color for miniature size product
- Standard non-flammable coating

General Note
TT Electronics reserves the right to make changes in product specification without notice or liability.
All information is subject to TT Electronics' own data and is considered accurate at time of going to print.

© TT Electronics plc

 NOT RECOMMENDED FOR NEW DESIGNS

Power Derating Curve

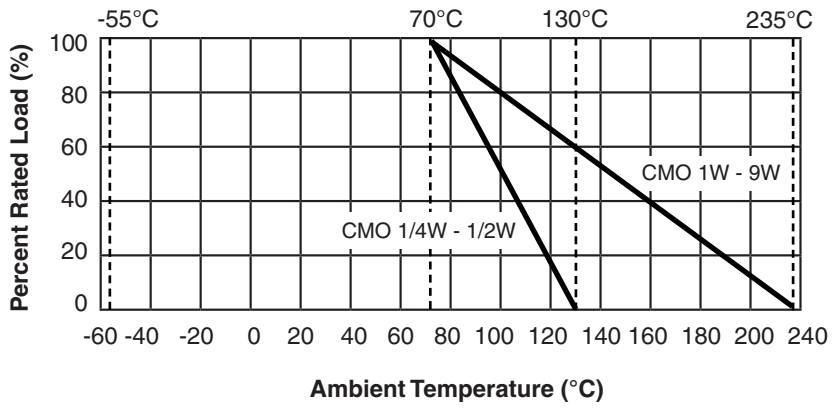

Temperature Rise Chart

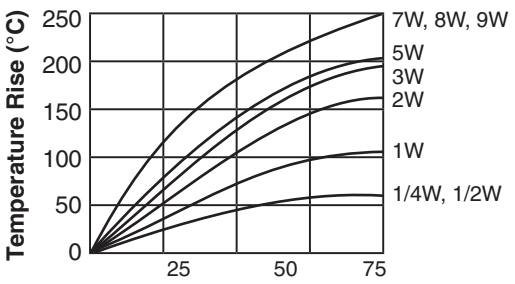

Ordering Data

Specify type, resistance, tolerance, RoHS-Compliance and packaging.
This example is for a Metal Oxide Resistor, 2-watt, 1000Ω resistor.

Sample Part No. CMO 2 1001 J LF TR

IRC Type

Power Rating
(See specs table)

Resistance Value (EIA 4-digit code)
(≥100Ω - First 3 significant digits plus 4th digit multiplier)
Example: 100Ω = 1000, 1000Ω = 1001; 150KΩ = 1503
(>100Ω - "R" is used to designate decimal)
Example: 10Ω = 51R0, 1Ω = 1R00, 0.25Ω = R250

Tolerance (EIA format)
G = ±2%; J = ±5%; K = ±10%

RoHS- compliance
LF = RoHS compliant construction

Packaging
TR = tape and reel only

General Note
TT Electronics reserves the right to make changes in product specification without notice or liability.
All information is subject to TT Electronics' own data and is considered accurate at time of going to print.

© TT Electronics plc

Общество с ограниченной ответственностью «МосЧип» ИНН 7719860671 / КПП 771901001
Адрес: 105318, г.Москва, ул.Щербаковская д.3, офис 1107

Данный компонент на территории Российской Федерации

Вы можете приобрести в компании MosChip.

Для оперативного оформления запроса Вам необходимо перейти по данной ссылке:

http://moschip.ru/get-element

Вы можете разместить у нас заказ для любого Вашего проекта, будь то серийное производство или разработка единичного прибора.

В нашем ассортименте представлены ведущие мировые производители активных и пассивных электронных компонентов.

Нашей специализацией является поставка электронной компонентной базы двойного назначения, продукции таких производителей как XILINX, Intel (ex.ALTERA), Vicor, Microchip, Texas Instruments, Analog Devices, Mini-Circuits, Amphenol, Glenair.

Сотрудничество с глобальными дистрибьюторами электронных компонентов, предоставляет возможность заказывать и получать с международных складов практически любой перечень компонентов в оптимальные для Вас сроки.

На всех этапах разработки и производства наши партнеры могут получить квалифицированную поддержку опытных инженеров.

Система менеджмента качества компании отвечает требованиям в соответствии с ГОСТ Р ИСО 9001, ГОСТ РВ 0015-002 и ЭС РД 009

Офис по работе с юридическими лицами:

105318, г.Москва, ул.Щербаковская д.3, офис 1107, 1118, ДЦ «Щербаковский»

Телефон: +7 495 668-12-70 (многоканальный)

Факс: +7 495 668-12-70 (доб.304)

E-mail: info@moschip.ru

Skype отдела продаж:
moschip.ru
moschip.ru_4
moschip.ru_6
moschip.ru_9