

ESDR SERIES



Wiring Diagram



Accessories



P1004-95, P1004-95-X Versa-Pot
Panel mountable, industrial potentiometer recommended for remote time delay adjustment.



P1023-6 Mounting bracket
The 90° orientation of mounting slots makes installation/removal of modules quick and easy.



P0700-7 Versa-Knob
Designed for 0.25 in. (6.35 mm) shaft of Versa-Pot. Semi-gloss industrial black finish.




P1015-64 (AWG 14/16) Female Quick Connect
These 0.25 in. (6.35 mm) female terminals are constructed with an insulator barrel to provide strain relief.



P1015-18 Quick Connect to Screw Adapter
Screw adapter terminal designed for use with all modules with 0.25 in. (6.35 mm) male quick connect terminals.



C103PM (AL) DIN Rail
35 mm aluminum DIN rail available in a 36 in. (91.4 cm) length.



P1023-20 DIN Rail Adapter
Allows module to be mounted on a 35 mm DIN type rail with two #10 screws.

Description

The ESDR Series offers independent time adjustment of both delay periods. Adjustment options include fixed, onboard or external adjust. The ESDR is recommended for air drying, automatic oiling, life testing, chemical metering and automatic duty cycling. This series is designed for general purpose commercial and industrial applications where a small, cost effective, reliable, solid-state timer is required. The factory calibration for fixed time delays is $\leq \pm 5\%$. The repeat accuracy, under stable conditions, is 0.1% of the selected time delay. This series is designed for input voltages of 12VDC to 230VAC in five ranges. Time delays of 0.1 seconds to 1000 minutes are available in six ranges. The output is rated 1A steady and 10A inrush. The modules are totally solid state and encapsulated to protect the electronic circuitry.

Operation (Recycling - ON Time First)

Upon application of input voltage, the output energizes and the T1, ON time begins. At the end of the ON time, the output de-energizes and the T2, OFF time begins. At the end of the OFF time, the output energizes and the cycle repeats as long as input voltage is applied.

Reset: Removing input voltage resets the output and time delays, and returns the sequence to the first delay.

Operation (Recycling - OFF Time First)

Upon application of input voltage, the T2 OFF time begins. At the end of the OFF time, the output energizes and the T1 ON time begins. At the end of the ON time, the output de-energizes and the cycle repeats as long as input voltage is applied.

Reset: Removing input voltage resets the output and time delays, and returns the sequence to the first delay.

Features & Benefits

FEATURES	BENEFITS
Microcontroller based	Repeat Accuracy + / - 0.1%, Factory calibration + / - 5%
1A steady, 10A inrush solid-state output	Provides 100 million operations in typical conditions.
Totally solid state and encapsulated	No moving parts to arc and wear out over time and encapsulated to protect against shock, vibration, and humidity
ON/OFF recycling with independent adjustment of both time periods	Separate on and off timing settings are knob adjustable for added flexibility
Compact, low cost design measuring 2 in. (50.8mm) square	Allows flexibility for OEM applications

Ordering Information

See next page.

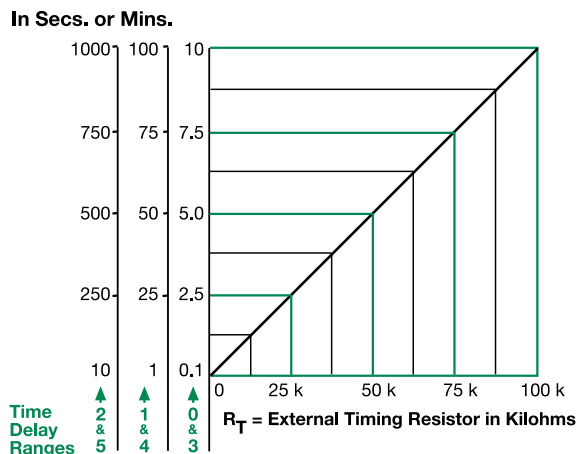
ESDR SERIES

Ordering Information

MODEL	INPUT VOLTAGE	ADJUSTMENT	T1 ON TIME	FIRST DELAY	T2 OFF TIME	SWITCHING MODE
ESDR120A0P	12VDC	Onboard	0.1 - 10s	On time	0.1 - 10s	Positive
ESDR120B3P	12VDC	Onboard	0.1 - 10s	Off time	0.1 - 10m	Positive
ESDR123B4P	12VDC	Onboard	0.1 - 10m	Off time	1 - 100m	Positive
ESDR125A5P	12VDC	Onboard	10 - 1000m	On time	10 - 1000m	Positive
ESDR221A2	24VAC	Onboard	1 - 100s	On time	10 - 1000s	n/a
ESDR320A0P	24VDC	Onboard	0.1 - 10s	On time	0.1 - 10s	Positive
ESDR320A3P	24VDC	Onboard	0.1 - 10s	On time	0.1 - 10m	Positive
ESDR420A0	120VAC	Onboard	0.1 - 10s	On time	0.1 - 10s	n/a
ESDR420A1	120VAC	Onboard	0.1 - 10s	On time	1 - 100s	n/a
ESDR420A4	120VAC	Onboard	0.1 - 10s	On time	1 - 100m	n/a
ESDR420B1	120VAC	Onboard	0.1 - 10s	Off time	1 - 100s	n/a
ESDR420B4	120VAC	Onboard	0.1 - 10s	Off time	1 - 100m	n/a
ESDR421A1	120VAC	Onboard	1 - 100s	On time	1 - 100s	n/a
ESDR421A4	120VAC	Onboard	1 - 100s	On time	1 - 100m	n/a
ESDR423A3	120VAC	Onboard	0.1 - 10m	On time	0.1 - 10m	n/a
ESDR423A4	120VAC	Onboard	0.1 - 10m	On time	1 - 100m	n/a
ESDR424A1	120VAC	Onboard	1 - 100m	On time	1 - 100s	n/a
ESDR450A1	120VAC	External	0.1 - 10s	On time	1 - 100s	n/a

If you don't find the part you need, call us for a custom product 800-843-8848

External Resistance vs. Time Delay

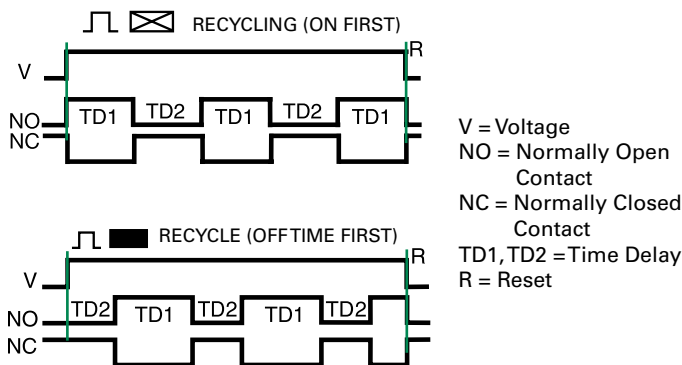


This chart applies to externally adjustable part numbers.
The time delay is adjustable over the time delay range selected by varying the resistance across the R_T terminals; as the resistance increases the time delay increases.

When selecting an external R_T , add the tolerances of the timer and the R_T for the full time range adjustment.

Examples: 1 to 50 S adjustable time delay, select time delay range 1 and a 50 K ohm R_T . For 1 to 100 S use a 100 K ohm R_T .

Function Diagrams



ESDR SERIES

Specifications

Time Delay

Range 0.1s - 1000m in 6 adjustable ranges or fixed

Repeat Accuracy $\pm 0.1\%$ or 20ms, whichever is greater

Tolerance
(Factory Calibration) $\leq \pm 5\%$

Time Delay vs Temp.
& Voltage $\leq \pm 2\%$

Reset Time $\leq 150\text{ms}$

Input

Voltage 12 or 24VDC; 24, 120, or 230VAC

Tolerance $\pm 20\%$

Power Consumption AC $\leq 2\text{VA}$; DC $\leq 1\text{W}$

AC Line Frequency/DC Ripple 50/60 Hz / $\leq 10\%$

Output

Type Solid state

Maximum Load Current 1A steady state, 10A inrush at 60°C

OFF State Leakage Current AC $\cong 5\text{mA}$ @ 230VAC; DC $\cong 1\text{mA}$

Voltage Drop AC $\cong 2.5\text{V}$ @ 1A; DC $\cong 1\text{V}$ @ 1A

Protection

Circuitry

Dielectric Breakdown

Insulation Resistance

Polarity

Mechanical

Mounting

Dimensions

Termination

Operating/Storage

Temperature

Humidity

Weight

Encapsulated

$\geq 2000\text{V RMS}$ terminals to mounting surface

$\geq 100\text{ M}\Omega$

DC units are reverse polarity protected

Surface mount with one #10 (M5 x 0.8) screw

H 50.8 mm (2"); **W** 50.8 mm (2");

D 30.7 mm (1.21")

0.25 in. (6.35 mm) male quick connect terminals

-40° to 75°C / -40° to 85°C

95% relative, non-condensing

$\cong 2.4\text{ oz}$ (68 g)

Данный компонент на территории Российской Федерации

Вы можете приобрести в компании MosChip.

Для оперативного оформления запроса Вам необходимо перейти по данной ссылке:

<http://moschip.ru/get-element>

Вы можете разместить у нас заказ для любого Вашего проекта, будь то серийное производство или разработка единичного прибора.

В нашем ассортименте представлены ведущие мировые производители активных и пассивных электронных компонентов.

Нашей специализацией является поставка электронной компонентной базы двойного назначения, продукции таких производителей как XILINX, Intel (ex.ALTERA), Vicor, Microchip, Texas Instruments, Analog Devices, Mini-Circuits, Amphenol, Glenair.

Сотрудничество с глобальными дистрибьюторами электронных компонентов, предоставляет возможность заказывать и получать с международных складов практически любой перечень компонентов в оптимальные для Вас сроки.

На всех этапах разработки и производства наши партнеры могут получить квалифицированную поддержку опытных инженеров.

Система менеджмента качества компании отвечает требованиям в соответствии с ГОСТ Р ИСО 9001, ГОСТ РВ 0015-002 и ЭС РД 009

Офис по работе с юридическими лицами:

105318, г.Москва, ул.Щербаковская д.3, офис 1107, 1118, ДЦ «Щербаковский»

Телефон: +7 495 668-12-70 (многоканальный)

Факс: +7 495 668-12-70 (доб.304)

E-mail: info@moschip.ru

Skype отдела продаж:

moschip.ru

moschip.ru_4

moschip.ru_6

moschip.ru_9