


Clock Display



16770

DESCRIPTION

Four digit display, with 10 mm digit charactersize. Designed as clock display with active colon between digit two and three.

FEATURES

- High efficient AllnGAP technology
- Dark surface, white segments
- Common anode (TDC.1050M)
- Common cathode (TDC.1060M)
- Multiplex mode
- Recommended viewing distance up to 7 m
- Material categorization: for definitions of compliance please see www.vishay.com/doc?99912



RoHS
COMPLIANT

APPLICATIONS

- Clock modules for video / audio equipment, instrumentation, set top boxes

PRODUCT GROUP AND PACKAGE DATA

- Product group: display
- Package: 10 mm clock
- Product series: standard
- Angle of half intensity: $\pm 50^\circ$

PARTS TABLE

PART	COLOR	LUMINOUS INTENSITY (μcd)			at I_F (mA)	WAVELENGTH (nm)			at I_F (mA)	FORWARD VOLTAGE (V)			at I_F (mA)	CIRCUITRY
		MIN.	TYP.	MAX.		MIN.	TYP.	MAX.		MIN.	TYP.	MAX.		
TDCG1050M	Green	2800	4000	-	10	562	573	575	20	-	2	2.4	20	Common anode
TDCG1060M	Green	2800	4000	-	10	562	573	575	20	-	2	2.4	20	Common cathode
TDCR1050M	Red	4000	6000	-	10	-	631	-	20	-	2	2.4	20	Common anode
TDCR1060M	Red	4000	6000	-	10	-	631	-	20	-	2	2.4	20	Common cathode

ABSOLUTE MAXIMUM RATINGS ($T_{\text{amb}} = 25^\circ\text{C}$, unless otherwise specified)

TDCG1050M, TDCG1060M, TDCR1050M, TDCR1060M

PARAMETER	TEST CONDITION	SYMBOL	VALUE	UNIT
Reverse voltage per segment		V_R	5	V
DC forward current per segment		I_F	25	mA
Peak forward current per segment	Duty 1/10 at 1 kHz	I_{FM}	160	mA
Power dissipation		P_V	60	mW
Operating temperature range		T_{amb}	-40 to +85	$^\circ\text{C}$
Storage temperature range		T_{stg}	-40 to +100	$^\circ\text{C}$
Soldering temperature		T_{sd}	260 ± 5	$^\circ\text{C}$



OPTICAL AND ELECTRICAL CHARACTERISTICS ($T_{amb} = 25\text{ }^{\circ}\text{C}$, unless otherwise specified)							
TDCG1050M, TDCG1060M, GREEN							
PARAMETER	TEST CONDITION	PART	SYMBOL	MIN.	TYP.	MAX.	UNIT
Luminous intensity per segment ⁽¹⁾	$I_F = 2\text{ mA}$	TDCG1050M	I_V	-	1000	-	μcd
		TDCG1060M					
	$I_F = 10\text{ mA}$	TDCG1050M	I_V	2800	4000	-	μcd
		TDCG1060M					
Luminous intensity of colon	$I_F = 2\text{ mA}$	TDCG1050M	I_V	-	200	-	μcd
		TDCG1060M					
	$I_F = 10\text{ mA}$	TDCG1050M	I_V	500	1200	-	μcd
		TDCG1060M					
Dominant wavelength	$I_F = 20\text{ mA}$	TDCG1050M, TDCG1060M	λ_d	562	573	575	nm
Peak wavelength	$I_F = 20\text{ mA}$		λ_p	-	575	-	nm
Spectral bandwidth	$I_F = 20\text{ mA}$		$\Delta\lambda$	-	20	-	nm
Forward voltage per segment or DP	$I_F = 20\text{ mA}$		V_F	-	2	2.4	V
Reverse current per segment or DP	$V_R = 5\text{ V}$		I_R	-	-	10	μA

Note

⁽¹⁾ $I_{Vmin.}$ and I_V groups are mean values of all segments (a to g, D1 to D4), matching factor within segments is ≥ 0.5 , excluding decimal points and colon

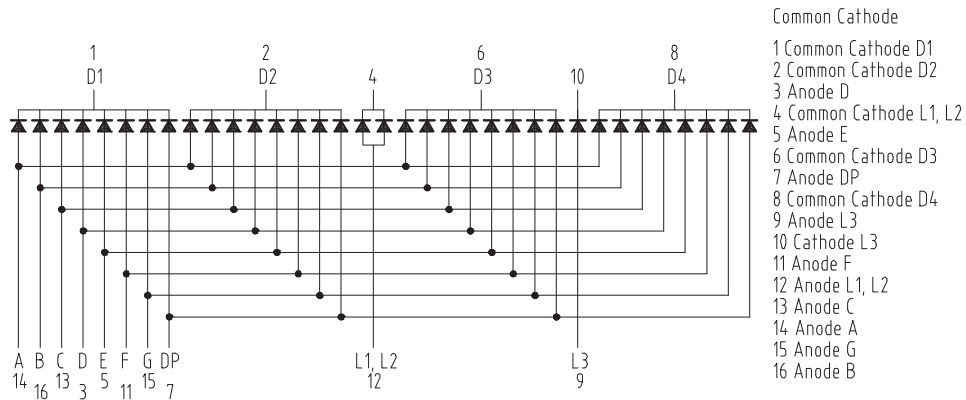
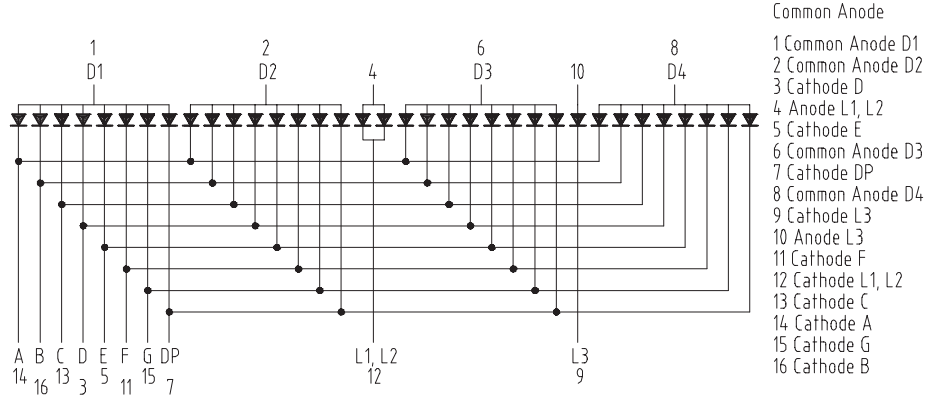
OPTICAL AND ELECTRICAL CHARACTERISTICS ($T_{amb} = 25\text{ }^{\circ}\text{C}$, unless otherwise specified)							
TDCR1050M, TDCR1060M, RED							
PARAMETER	TEST CONDITION	PART	SYMBOL	MIN.	TYP.	MAX.	UNIT
Luminous intensity per segment ⁽¹⁾	$I_F = 2\text{ mA}$	TDCR1050M	I_V	-	1500	-	μcd
		TDCR1060M					
	$I_F = 10\text{ mA}$	TDCR1050M	I_V	4000	6000	-	μcd
		TDCR1060M					
Luminous intensity of colon	$I_F = 2\text{ mA}$	TDCR1050M	I_V	-	400	-	μcd
		TDCR1060M					
	$I_F = 10\text{ mA}$	TDCR1050M	I_V	500	800	-	μcd
		TDCR1060M					
Dominant wavelength	$I_F = 20\text{ mA}$	TDCR1050M, TDCR1060M	λ_d	-	631	-	nm
Peak wavelength	$I_F = 20\text{ mA}$		λ_p	-	639	-	nm
Spectral bandwidth	$I_F = 20\text{ mA}$		$\Delta\lambda$	-	20	-	nm
Forward voltage per segment or DP	$I_F = 20\text{ mA}$		V_F	-	2	2.4	V
Reverse current per segment or DP	$V_R = 5\text{ V}$		I_R	-	-	10	μA

Note

⁽¹⁾ $I_{Vmin.}$ and I_V groups are mean values of all segments (a to g, D1 to D4), matching factor within segments is ≥ 0.5 , excluding decimal points and colon



PINNING



Drawing-No.: 6.544-5332.01-4 Bl. 2
Issue: 1; 20.02.02

16715

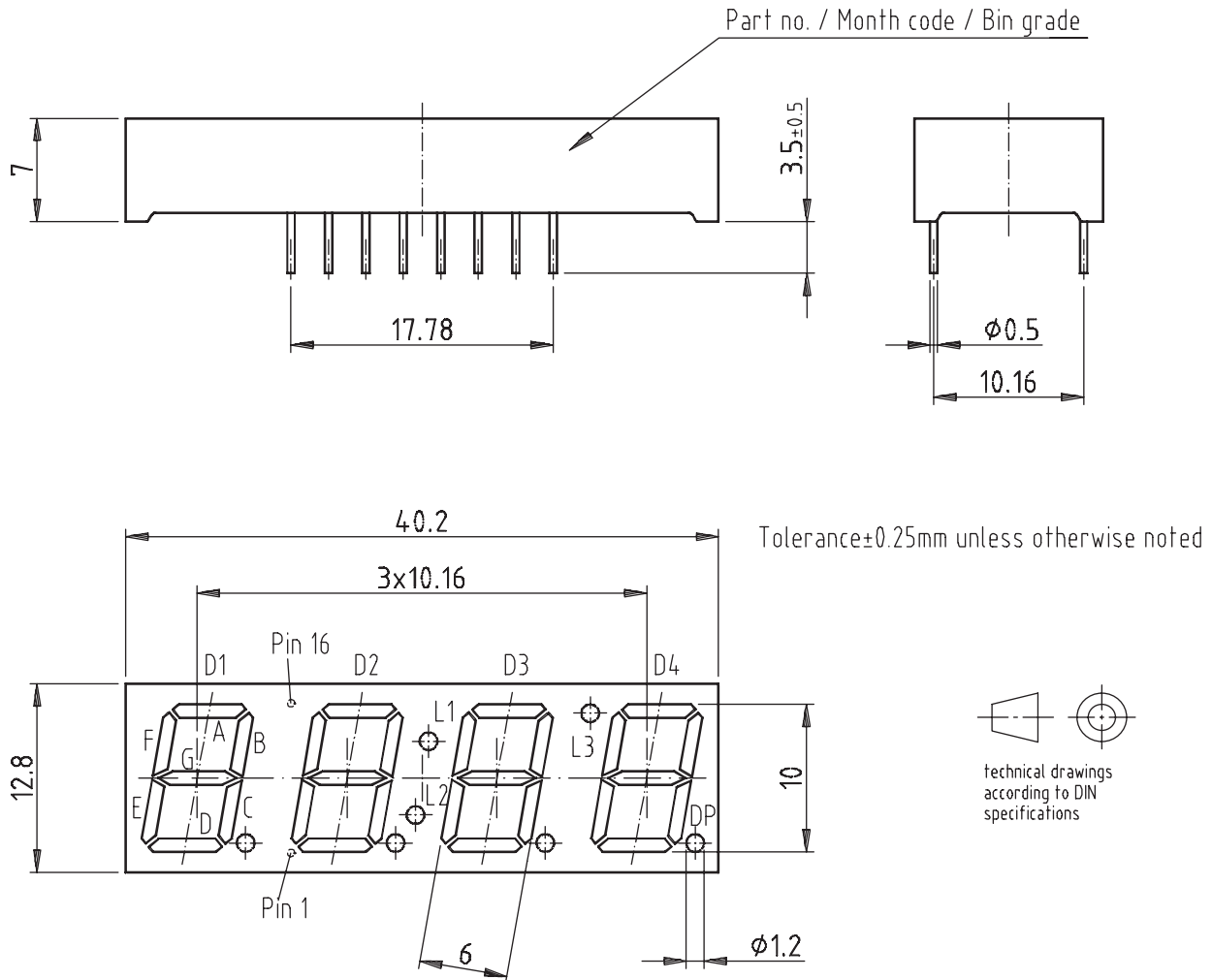


TDCG1050M, TDCG1060M, TDCR1050M, TDCR1060M

www.vishay.com

Vishay Semiconductors

PACKAGE DIMENSIONS in millimeters



Drawing-No.: 6.544-5332.01-4 Bl. 1
Issue: 3; 27.02.02

16764

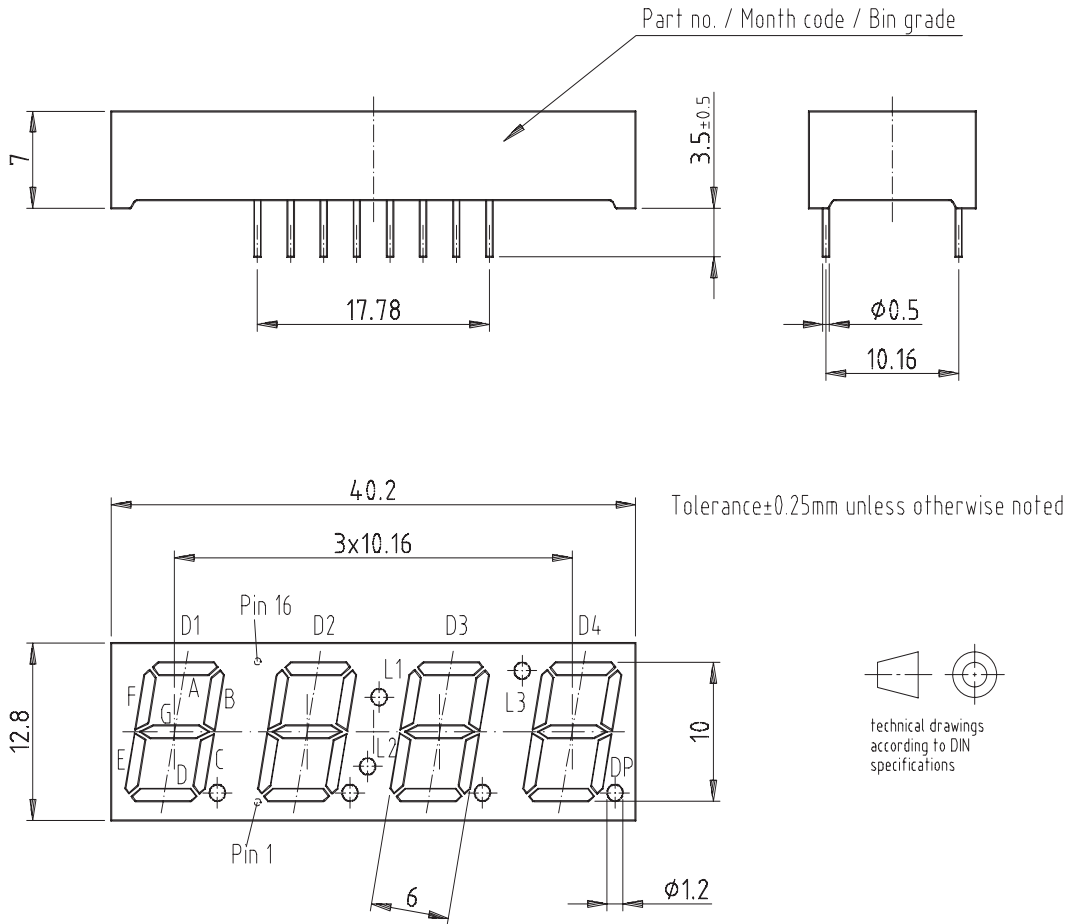


Display-10 mm Clock Multiplex

Vishay Semiconductors

Display-10 mm Clock Multiplex

Package Dimensions in mm



Drawing-No.: 6.544-5332.01-4 Bl. 1

Issue: 3; 27.02.02

16764

Ozone Depleting Substances Policy Statement

It is the policy of **Vishay Semiconductor GmbH** to

1. Meet all present and future national and international statutory requirements.
2. Regularly and continuously improve the performance of our products, processes, distribution and operating systems with respect to their impact on the health and safety of our employees and the public, as well as their impact on the environment.

It is particular concern to control or eliminate releases of those substances into the atmosphere which are known as ozone depleting substances (ODSs).

The Montreal Protocol (1987) and its London Amendments (1990) intend to severely restrict the use of ODSs and forbid their use within the next ten years. Various national and international initiatives are pressing for an earlier ban on these substances.

Vishay Semiconductor GmbH has been able to use its policy of continuous improvements to eliminate the use of ODSs listed in the following documents.

1. Annex A, B and list of transitional substances of the Montreal Protocol and the London Amendments respectively
2. Class I and II ozone depleting substances in the Clean Air Act Amendments of 1990 by the Environmental Protection Agency (EPA) in the USA
3. Council Decision 88/540/EEC and 91/690/EEC Annex A, B and C (transitional substances) respectively.

Vishay Semiconductor GmbH can certify that our semiconductors are not manufactured with ozone depleting substances and do not contain such substances.

**We reserve the right to make changes to improve technical design
and may do so without further notice.**

Parameters can vary in different applications. All operating parameters must be validated for each customer application by the customer. Should the buyer use Vishay Semiconductors products for any unintended or unauthorized application, the buyer shall indemnify Vishay Semiconductors against all claims, costs, damages, and expenses, arising out of, directly or indirectly, any claim of personal damage, injury or death associated with such unintended or unauthorized use.

Vishay Semiconductor GmbH, P.O.B. 3535, D-74025 Heilbronn, Germany
Telephone: 49 (0)7131 67 2831, Fax number: 49 (0)7131 67 2423



Disclaimer

ALL PRODUCT, PRODUCT SPECIFICATIONS AND DATA ARE SUBJECT TO CHANGE WITHOUT NOTICE TO IMPROVE RELIABILITY, FUNCTION OR DESIGN OR OTHERWISE.

Vishay Intertechnology, Inc., its affiliates, agents, and employees, and all persons acting on its or their behalf (collectively, "Vishay"), disclaim any and all liability for any errors, inaccuracies or incompleteness contained in any datasheet or in any other disclosure relating to any product.

Vishay makes no warranty, representation or guarantee regarding the suitability of the products for any particular purpose or the continuing production of any product. To the maximum extent permitted by applicable law, Vishay disclaims (i) any and all liability arising out of the application or use of any product, (ii) any and all liability, including without limitation special, consequential or incidental damages, and (iii) any and all implied warranties, including warranties of fitness for particular purpose, non-infringement and merchantability.

Statements regarding the suitability of products for certain types of applications are based on Vishay's knowledge of typical requirements that are often placed on Vishay products in generic applications. Such statements are not binding statements about the suitability of products for a particular application. It is the customer's responsibility to validate that a particular product with the properties described in the product specification is suitable for use in a particular application. Parameters provided in datasheets and / or specifications may vary in different applications and performance may vary over time. All operating parameters, including typical parameters, must be validated for each customer application by the customer's technical experts. Product specifications do not expand or otherwise modify Vishay's terms and conditions of purchase, including but not limited to the warranty expressed therein.

Except as expressly indicated in writing, Vishay products are not designed for use in medical, life-saving, or life-sustaining applications or for any other application in which the failure of the Vishay product could result in personal injury or death. Customers using or selling Vishay products not expressly indicated for use in such applications do so at their own risk. Please contact authorized Vishay personnel to obtain written terms and conditions regarding products designed for such applications.

No license, express or implied, by estoppel or otherwise, to any intellectual property rights is granted by this document or by any conduct of Vishay. Product names and markings noted herein may be trademarks of their respective owners.

Данный компонент на территории Российской Федерации

Вы можете приобрести в компании MosChip.

Для оперативного оформления запроса Вам необходимо перейти по данной ссылке:

<http://moschip.ru/get-element>

Вы можете разместить у нас заказ для любого Вашего проекта, будь то серийное производство или разработка единичного прибора.

В нашем ассортименте представлены ведущие мировые производители активных и пассивных электронных компонентов.

Нашей специализацией является поставка электронной компонентной базы двойного назначения, продукции таких производителей как XILINX, Intel (ex.ALTERA), Vicor, Microchip, Texas Instruments, Analog Devices, Mini-Circuits, Amphenol, Glenair.

Сотрудничество с глобальными дистрибьюторами электронных компонентов, предоставляет возможность заказывать и получать с международных складов практически любой перечень компонентов в оптимальные для Вас сроки.

На всех этапах разработки и производства наши партнеры могут получить квалифицированную поддержку опытных инженеров.

Система менеджмента качества компании отвечает требованиям в соответствии с ГОСТ Р ИСО 9001, ГОСТ РВ 0015-002 и ЭС РД 009

Офис по работе с юридическими лицами:

105318, г.Москва, ул.Щербаковская д.3, офис 1107, 1118, ДЦ «Щербаковский»

Телефон: +7 495 668-12-70 (многоканальный)

Факс: +7 495 668-12-70 (доб.304)

E-mail: info@moschip.ru

Skype отдела продаж:

moschip.ru

moschip.ru_4

moschip.ru_6

moschip.ru_9