


3M™ D Ribbon Wiremount Socket

Metal Faced with Attached Bail

3000 Series



- Integral bail lock reduces cost associated with packaging and handling
- Stamped metal face is smaller and lighter than cast metal
- Rear mount capability provides excellent grounding mechanism
- Uses existing locator plates
- RoHS* compliant

Date Modified: January 9, 2007

TS-0284-15
Sheet 1 of 3

Physical

Insulation Material: Glass Filled Polyester (PBT)

Flammability: UL 94V-0

Color: Gray

Contact Material: Copper Alloy

Plating:

Underplating: 100 μ " [2.54 μ m] Nickel

Wiping Area: 30 μ " [0.76 μ m] Gold

Shell Material: Steel

Plating: Bright Nickel

Strain Relief Material: Stainless Steel - 0.012 [0.30] thick

Wire Accommodation: 26 and 28 AWG Solid or Stranded

Bail Material: Steel

Plating: Zinc with Clear Chromate

Marking: 3M Logo, Part Number Identification, Position 1

Electrical

Current Rating: 1 A

Insulation Resistance: $> 1 \times 10^9 \Omega$ at 500 V_{DC}

Withstanding Voltage: 1000 Vrms at Sea Level

Environmental

Temperature Rating: -55°C to +105°C

"RoHS compliant" means that the product or part does not contain any of the following substances in excess of the following maximum concentration values in any homogeneous material, unless the substance is in an application that is exempt under RoHS: (a) 0.1% (by weight) for lead, mercury, hexavalent chromium, polybrominated biphenyls or polybrominated diphenyl ethers; or (b) 0.01% (by weight) for cadmium. Unless otherwise stated by 3M in writing, this information represents 3M's knowledge and belief based upon information provided by third party suppliers to 3M.

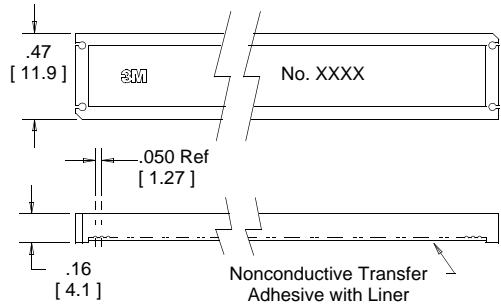
UL File No.: E68080

3M™ D Ribbon Wiremount Socket

Metal Faced with Attached Bail

3000 Series

Cover

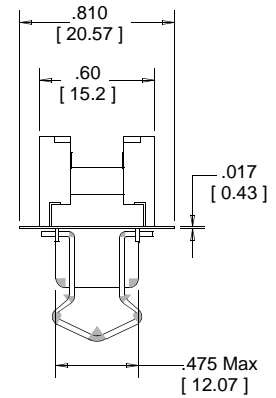
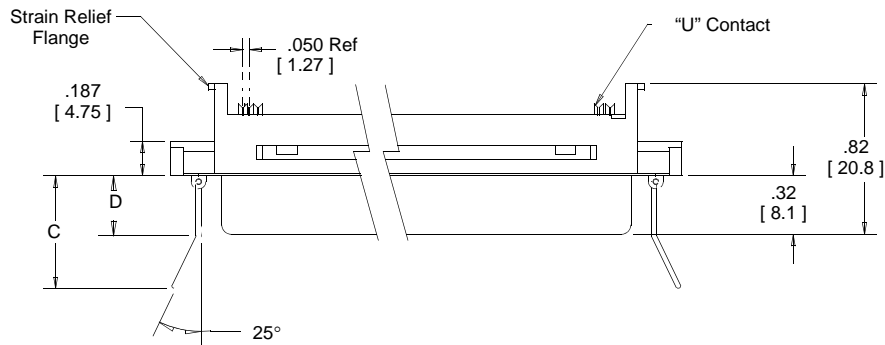


Inch
[mm]

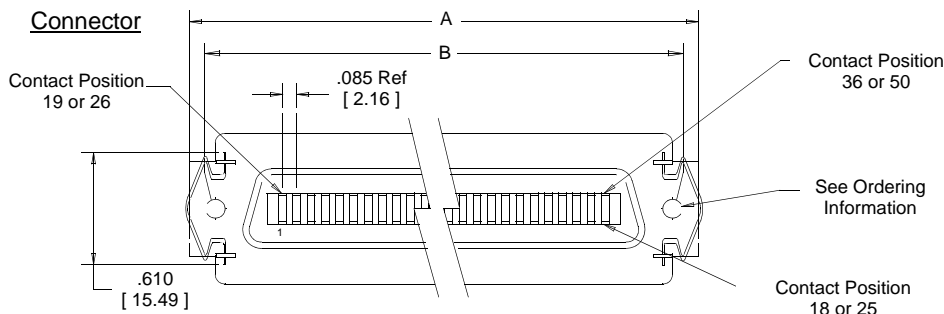
Tolerance Unless Noted			
	.0	.00	.000
inch	±.1	±.01	±.005

[] Dimensions for Reference Only

Body



Connector



Contact Quantity	Series	Dimensions				
		A	B	C	D	E
36	3367	2.68 [68.1]	2.35 [59.7]	.935 [23.75]	.535 [13.59]	2.21 [56.1]
50	3565	3.27 [83.1]	2.95 [74.9]	.935 [23.75]	.535 [13.59]	2.81 [71.4]
50	3582	3.27 [83.1]	2.95 [74.9]	.885 [22.48]	.325 [8.26]	2.81 [71.4]

Ordering Information

Connector XXXX-300X

Series
See Table

0 = .158 [4.01] Dia Hole
2 = #4-40 UNC Insert

Strain Relief (Order Separately) 3448-XX

62 = 36 Position
63 = 50 Position

For recommended 3M™ Mating Connectors refer to TS-2203.

Assembly tools: 3M™ Press, 3640 (or equivalent); 3M™ Locator Plate, 3443-58; 3M™ Platen, 3442-9

TS-0284-15
Sheet 2 of 3

3M™ D Ribbon Wiremount Socket

Metal Faced with Attached Bail

3000 Series

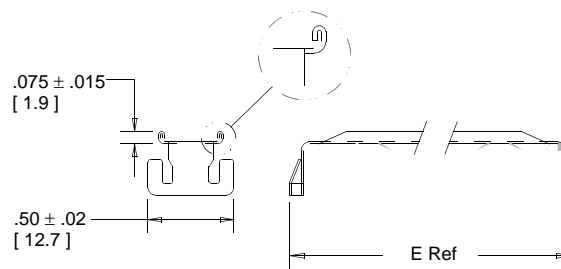


Note:

1. For rear mounting of connector with IEEE-488 Type 3M Jack Socket 3341-3, use .098" [2.49 mm] R.

Wiremount Metal Faced Socket With Attached Bail

Contact Quantity	3M Part Number	Mounting Method	Dimension F
36	3367-300X	Rear	2.095 [53.21]
50	3565-300X	Rear	2.690 [68.33]



3448-XX Strain Relief
Material: Stainless Steel
(Order Separately)

TS-0284-15
 Sheet 3 of 3

Important Notice

All statements, technical information, and recommendations related to 3M's products are based on information believed to be reliable, but the accuracy or completeness is not guaranteed. Before using this product, you must evaluate it and determine if it is suitable for your intended application. You assume all risks and liability associated with such use. Any statements related to the product which are not contained in 3M's current publications, or any contrary statements contained on your purchase order shall have no force or effect unless expressly agreed upon, in writing, by an authorized officer of 3M.



3M Electronics

6801 River Place Blvd.
Austin, TX 78726-9000
800/225-5373
www.3M.com/electronics

Warranty; Limited Remedy; Limited Liability.

This product will be free from defects in material and manufacture for a period of one (1) year from the time of purchase. **3M MAKES NO OTHER WARRANTIES INCLUDING, BUT NOT LIMITED TO, ANY IMPLIED WARRANTY OF MERCHANTABILITY OR FITNESS FOR A PARTICULAR PURPOSE.** If this product is defective within the warranty period stated above, your exclusive remedy shall be, at 3M's option, to replace or repair the 3M product or refund the purchase price of the 3M product. **Except where prohibited by law, 3M will not be liable for any indirect, special, incidental or consequential loss or damage arising from this 3M product, regardless of the legal theory asserted.**



Minimum 10%
Post-Consumer Fiber

Printed in USA.

© 3M 2007

Данный компонент на территории Российской Федерации

Вы можете приобрести в компании MosChip.

Для оперативного оформления запроса Вам необходимо перейти по данной ссылке:

<http://moschip.ru/get-element>

Вы можете разместить у нас заказ для любого Вашего проекта, будь то серийное производство или разработка единичного прибора.

В нашем ассортименте представлены ведущие мировые производители активных и пассивных электронных компонентов.

Нашей специализацией является поставка электронной компонентной базы двойного назначения, продукции таких производителей как XILINX, Intel (ex.ALTERA), Vicor, Microchip, Texas Instruments, Analog Devices, Mini-Circuits, Amphenol, Glenair.

Сотрудничество с глобальными дистрибьюторами электронных компонентов, предоставляет возможность заказывать и получать с международных складов практически любой перечень компонентов в оптимальные для Вас сроки.

На всех этапах разработки и производства наши партнеры могут получить квалифицированную поддержку опытных инженеров.

Система менеджмента качества компании отвечает требованиям в соответствии с ГОСТ Р ИСО 9001, ГОСТ РВ 0015-002 и ЭС РД 009

Офис по работе с юридическими лицами:

105318, г.Москва, ул.Щербаковская д.3, офис 1107, 1118, ДЦ «Щербаковский»

Телефон: +7 495 668-12-70 (многоканальный)

Факс: +7 495 668-12-70 (доб.304)

E-mail: info@moschip.ru

Skype отдела продаж:

moschip.ru

moschip.ru_4

moschip.ru_6

moschip.ru_9