
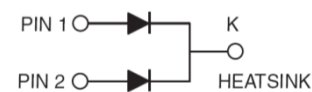


## 15A, 45V - 200V Dual Common Cathode Schottky Rectifiers

### FEATURES

- Low power loss, high efficiency
- Ideal for automated placement
- Guardring for overvoltage protection
- High surge current capability
- Compliant to RoHS Directive 2011/65/EU and in accordance to WEEE 2002/96/EC
- Halogen-free according to IEC 61249-2-21


**TO-263AB (D<sup>2</sup>PAK)**


### MECHANICAL DATA

**Case:** TO-263AB (D<sup>2</sup>PAK)

Molding compound, UL flammability classification rating 94V-0

Moisture sensitivity level: level 1, per J-STD-020

Packing code with suffix "G" means green compound (halogen-free)

**Terminal:** Matte tin plated leads, solderable per JESD22-B102

Meet JESD 201 class 1A whisker test

**Polarity:** As marked

**Weight:** 1.37 g (approximately)

MAXIMUM RATINGS AND ELECTRICAL CHARACTERISTICS (T <sub>A</sub> =25°C unless otherwise noted)							
PARAMETER	SYMBOL	MBRS 1545 CT-Y	MBRS 1560 CT-Y	MBRS 15100 CT-Y	MBRS 15150 CT-Y	MBRS 15200 CT-Y	Unit
Marking code		MBRS 1545CT	MBRS 1560CT	MBRS 15100CT	MBRS 15150CT	MBRS 15200CT	
Maximum repetitive peak reverse voltage	V <sub>RRM</sub>	45	60	100	150	200	V
Maximum RMS voltage	V <sub>RMS</sub>	31	42	70	105	140	V
Maximum DC blocking voltage	V <sub>DC</sub>	45	60	100	150	200	V
Maximum average forward rectified current	I <sub>F(AV)</sub>	15					A
Peak repetitive forward current (Rated V <sub>R</sub> , Square wave, 20KHz)	I <sub>FRM</sub>	15					A
Peak forward surge current, 8.3 ms single half sine-wave superimposed on rated load	I <sub>FSM</sub>	150					A
Peak repetitive reverse surge current (Note 1)	I <sub>RRM</sub>	1	0.5				A
Maximum instantaneous forward voltage (Note 2) I <sub>F</sub> = 7.5 A, T <sub>J</sub> =25°C I <sub>F</sub> = 7.5 A, T <sub>J</sub> =125°C I <sub>F</sub> = 15 A, T <sub>J</sub> =25°C I <sub>F</sub> = 15 A, T <sub>J</sub> =125°C	V <sub>F</sub>	- 0.57 0.84 0.72	0.75 0.65 - -	0.92 0.82 - -	0.95 0.92 - -		V
Maximum reverse current @ rated V <sub>R</sub> T <sub>J</sub> =25°C T <sub>J</sub> =125°C	I <sub>R</sub>	0.1					mA
		15	10	5			
Voltage rate of change (Rated V <sub>R</sub> )	dV/dt	10000					V/μs
Typical thermal resistance	R <sub>θJC</sub> R <sub>θJA</sub>	2 50					°C/W
Operating junction temperature range	T <sub>J</sub>	- 55 to +150					°C
Storage temperature range	T <sub>STG</sub>	- 55 to +150					°C

Note 1: tp = 2.0 μs, 1.0KHz

Note 2: Pulse test with PW=300μs, 1% duty cycle

ORDERING INFORMATION				
PART NO.	PACKING CODE	PACKING CODE SUFFIX (*)	PACKAGE	PACKING
MBRS15xxCT-Y (Note 1)	RN	G	D <sup>2</sup> PAK	800 / 13" Paper reel
	MN			800 / 13" Plastic reel

Note 1: "xx" defines voltage from 45V (MBRS1545CT-Y) to 200V (MBRS15200CT-Y)

\*: Optional available

EXAMPLE				
PREFERRED P/N	PART NO.	PACKING CODE	PACKING CODE SUFFIX	DESCRIPTION
MBRS1560CT-Y RNG	MBRS1560CT-Y	RN	G	Green compound

**RATINGS AND CHARACTERISTICS CURVES**

(T<sub>A</sub>=25°C unless otherwise noted)

FIG. 1 FORWARD CURRENT DERATING CURVE

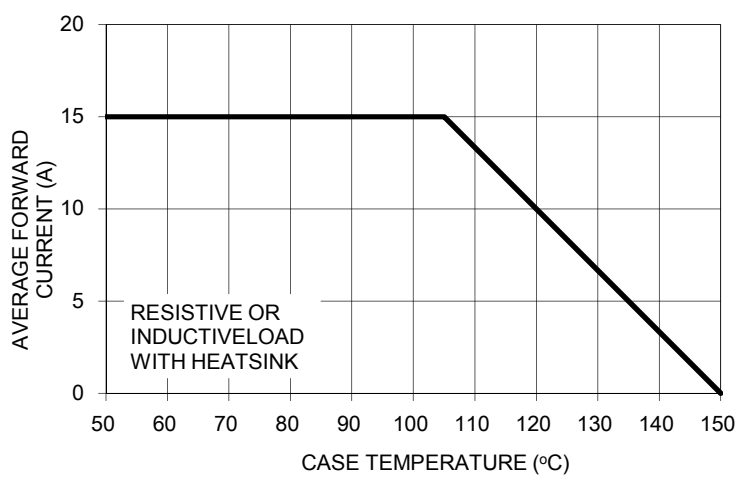


FIG. 2 MAXIMUM NON-REPETITIVE FORWARD SURGE CURRENT PER LEG

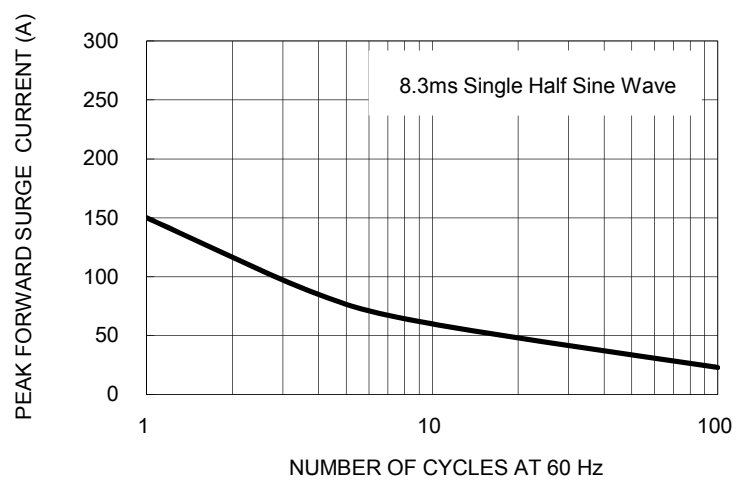


FIG. 3 TYPICAL FORWARD CHARACTERISTICS PER LEG

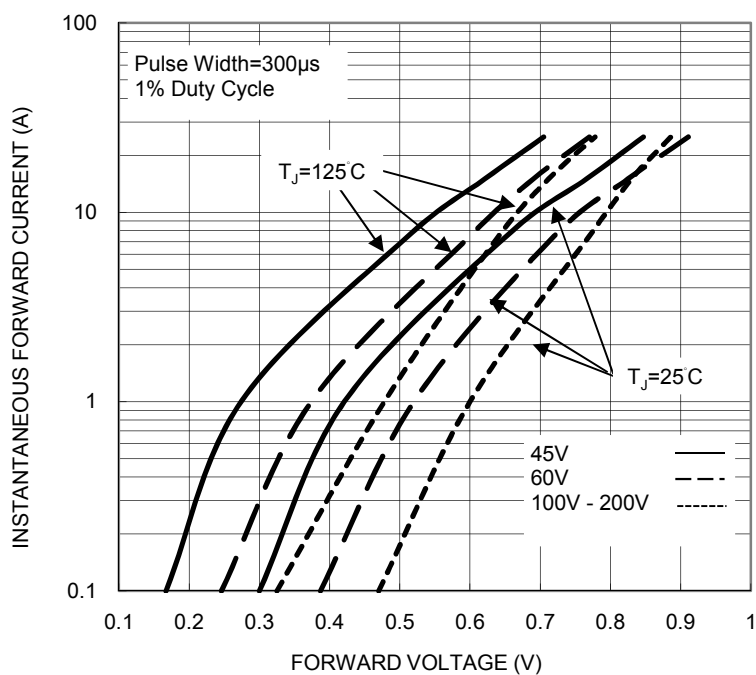


FIG. 4 TYPICAL REVERSE CHARACTERISTICS PER LEG

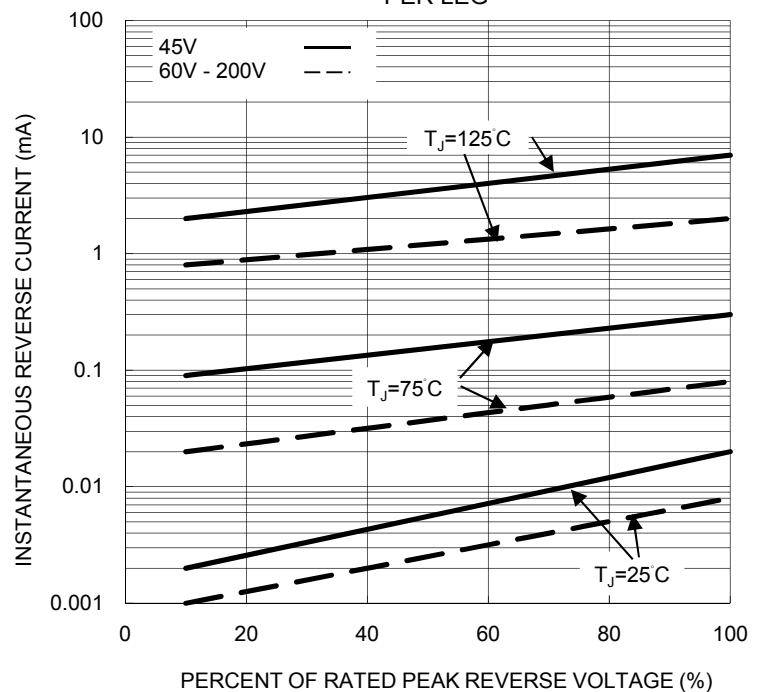


FIG. 5 TYPICAL JUNCTION CAPACITANCE PER LEG

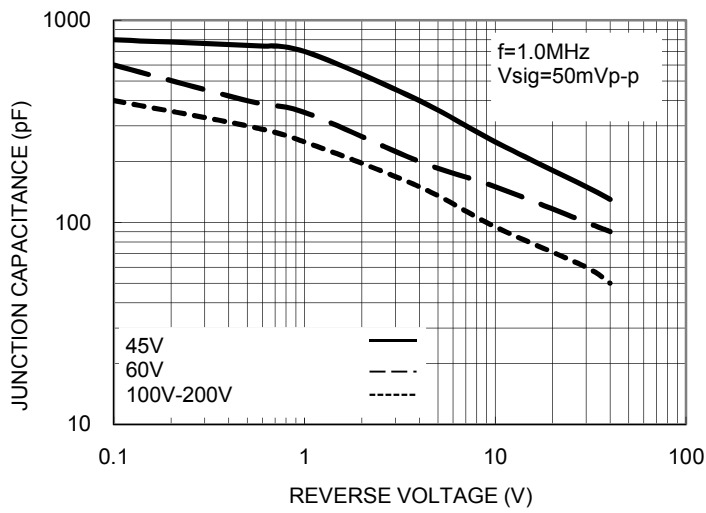
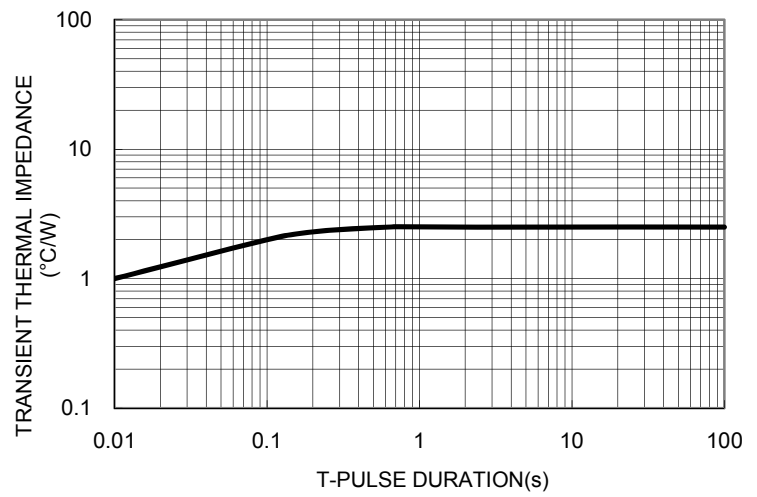
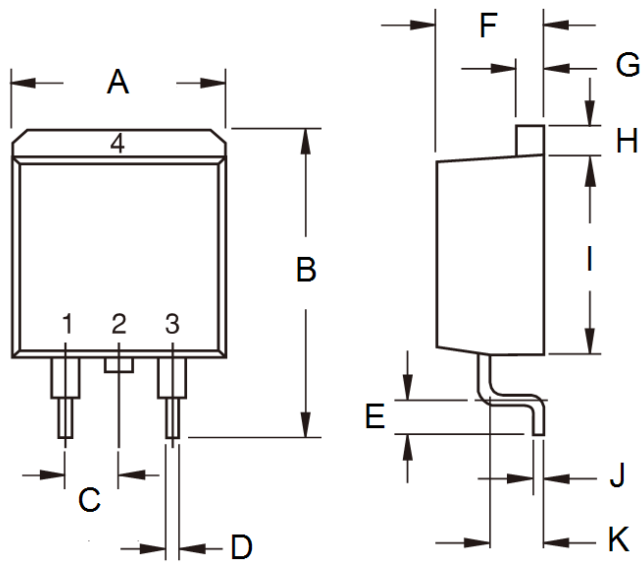


FIG. 6 TYPICAL TRANSIENT THERMAL IMPEDANCE PER LEG

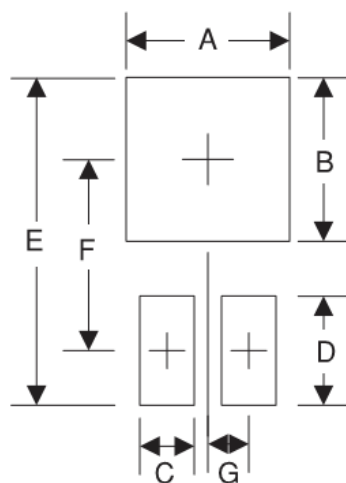


PACKAGE OUTLINE DIMENSIONS  
**TO-263AB (D<sup>2</sup>PAK)**



DIM.	Unit (mm)		Unit (inch)	
	Min	Max	Min	Max
A	-	10.5	-	0.413
B	14.60	15.88	0.575	0.625
C	2.41	2.67	0.095	0.105
D	0.68	0.94	0.027	0.037
E	2.29	2.79	0.090	0.110
F	4.44	4.70	0.175	0.185
G	1.14	1.40	0.045	0.055
H	1.14	1.40	0.045	0.055
I	8.25	9.25	0.325	0.364
J	0.36	0.53	0.014	0.021
K	2.03	2.79	0.080	0.110

SUGGESTED PAD LAYOUT



Symbol	Unit (mm)	Unit (inch)
A	10.8	0.425
B	8.3	0.327
C	1.1	0.043
D	3.5	0.138
E	16.9	0.665
F	9.5	0.374
G	2.5	0.098

MARKING DIAGRAM



- P/N = Marking Code
- G = Green Compound
- YWW = Date Code
- F = Factory Code

## Notice

Specifications of the products displayed herein are subject to change without notice. TSC or anyone on its behalf, assumes no responsibility or liability for any errors or inaccuracies.

Information contained herein is intended to provide a product description only. No license, express or implied, to any intellectual property rights is granted by this document. Except as provided in TSC's terms and conditions of sale for such products, TSC assumes no liability whatsoever, and disclaims any express or implied warranty, relating to sale and/or use of TSC products including liability or warranties relating to fitness for a particular purpose, merchantability, or infringement of any patent, copyright, or other intellectual property right.

The products shown herein are not designed for use in medical, life-saving, or life-sustaining applications. Customers using or selling these products for use in such applications do so at their own risk and agree to fully indemnify TSC for any damages resulting from such improper use or sale.

## Данный компонент на территории Российской Федерации

### Вы можете приобрести в компании MosChip.

Для оперативного оформления запроса Вам необходимо перейти по данной ссылке:

<http://moschip.ru/get-element>

Вы можете разместить у нас заказ для любого Вашего проекта, будь то серийное производство или разработка единичного прибора.

В нашем ассортименте представлены ведущие мировые производители активных и пассивных электронных компонентов.

Нашей специализацией является поставка электронной компонентной базы двойного назначения, продукции таких производителей как XILINX, Intel (ex.ALTERA), Vicor, Microchip, Texas Instruments, Analog Devices, Mini-Circuits, Amphenol, Glenair.

Сотрудничество с глобальными дистрибьюторами электронных компонентов, предоставляет возможность заказывать и получать с международных складов практически любой перечень компонентов в оптимальные для Вас сроки.

На всех этапах разработки и производства наши партнеры могут получить квалифицированную поддержку опытных инженеров.

Система менеджмента качества компании отвечает требованиям в соответствии с ГОСТ Р ИСО 9001, ГОСТ РВ 0015-002 и ЭС РД 009

### Офис по работе с юридическими лицами:

105318, г.Москва, ул.Щербаковская д.3, офис 1107, 1118, ДЦ «Щербаковский»

Телефон: +7 495 668-12-70 (многоканальный)

Факс: +7 495 668-12-70 (доб.304)

E-mail: [info@moschip.ru](mailto:info@moschip.ru)

Skype отдела продаж:

moschip.ru

moschip.ru\_4

moschip.ru\_6

moschip.ru\_9