

# MAXI-CON-X® FIELD INSTALLABLE CONNECTORS



**Cable Pin**  
13X8X-XXPG-XXX  
**Matching Mates:**

- **Cable-Cable**  
15X8X-XXSG-XXX
- **Panel**  
14XXX-XXSG-XXX



**Panel Mount**  
14X8X-XXXG-XXX  
**Matching Mates:**

- **Cable Pin**  
13X8X-XXPG-XXX
- **Cable Socket**  
13X8X-XXSG-XXX



**P/C Tail Panel Mount**  
14XXX-XXXG-XXX  
**Matching Mates:**

- **Cable Pin**  
13X8X-XXPG-XXX
- **Cable Socket**  
13X8X-XXSG-XXX



**Cable Socket**  
13X8X-XXSG-XXX  
**Matching Mates:**

- **Cable-Cable**  
15X8X-XXPG-XXX
- **Panel**  
14XXX-XXPG-XXX



**Cable to Cable**  
15X8X-XXXG-XXX  
**Matching Mates:**

- **Cable Pin**  
13X8X-XXPG-XXX
- **Cable Socket**  
13X8X-XXSG-XXX



**Winged Coupling Ring**  
W/14482



**Dust Cap**  
14295

## Molded Cable Assemblies (See pages 3 & 26)



**Cable End**



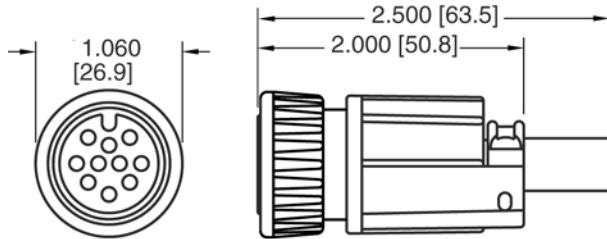
**Cable to Cable**



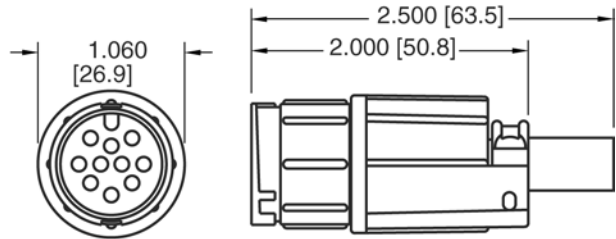
**Right Angle**

# MAXI-CON-X<sup>®</sup> FIELD INSTALLABLE CONNECTORS

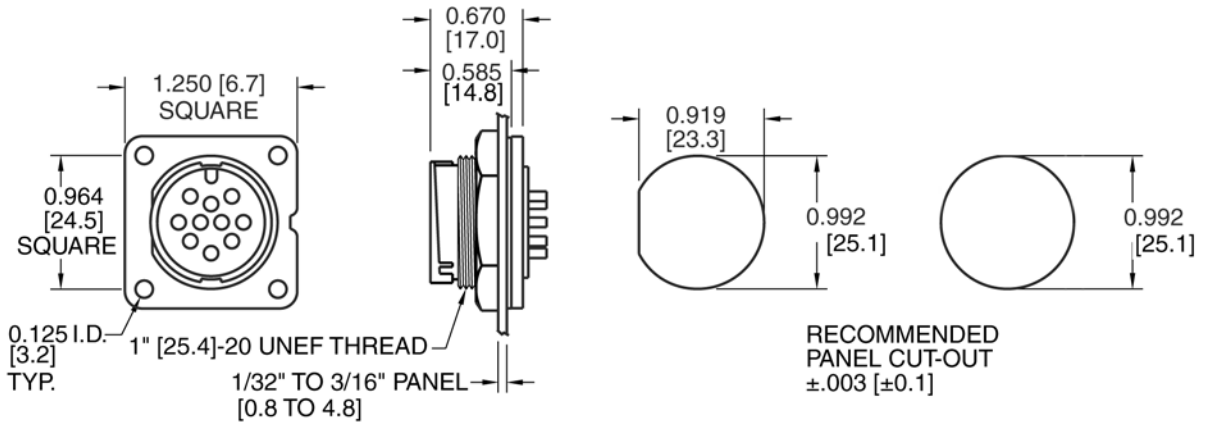
## Dimensions



**CABLE END CONNECTOR**  
STYLE 3 THREADED BACKSHELL



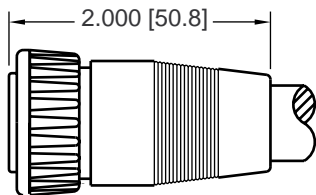
**CABLE TO CABLE CONNECTOR**  
STYLE 3 THREADED BACKSHELL



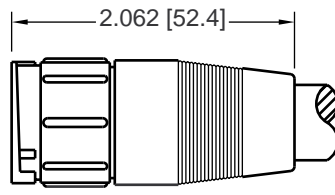
**PANEL MOUNT CONNECTOR**  
SHOWN WITH HEX NUT AND GASKET

RECOMMENDED  
PANEL CUT-OUT  
±.003 [±0.1]

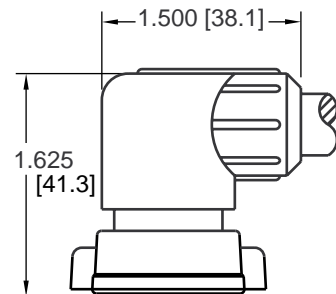
## Molded Cable Assemblies (See pages 3 & 26)



**CABLE END ASSEMBLY**  
STRAIGHT BOOT  
0.545 [13.8] MAX. CABLE O.D.



**CABLE TO CABLE ASSEMBLY**  
STRAIGHT BOOT  
0.545 [13.8] MAX. CABLE O.D.



**CABLE END ASSEMBLY**  
90° BOOT  
0.445 [11.3] MAX. CABLE O.D.

# MAXI-CON-X<sup>®</sup> FIELD INSTALLABLE CONNECTORS

## Part Number to Order

**XX X XX-XX XG-3XX**

**Connector Type:** \_\_\_\_\_

- 13 - Cable End
- 14 - Panel Mount
- 15 - Cable to Cable

**Contact Size:** \_\_\_\_\_

- 1 - #12 (7 Contacts)
- 2 - #20 (18 & 20 Contacts)
- 3 - #16 (10 Contacts)

**Contact Style:** \_\_\_\_\_

- 80 - Crimp (Supplied loose)
- 81 - P/C Tail .187" (4.7) (Supplied assembled)
- 82 - Solder Cup (Supplied assembled)
- 91 - P/C Tail .280" (7.1) (Supplied assembled)\*
- 92 - P/C Tail .335" (8.5) (Supplied assembled)\*

**Number of Contacts:** \_\_\_\_\_

- 7, 10, 18 & 20

**Type of Contact:** \_\_\_\_\_

- P - Pin
- S - Socket

**Contact Plating:** \_\_\_\_\_

- G - Gold over Nickel (Standard)

**EMI/RFI shielded assemblies available - consult factory.**

\*Available in #20 size contact only.

**Consult factory for optional threaded coupling.**

**Consult factory for your custom design cable assemblies and connectors. (See pages 3 & 26)**

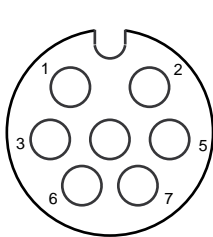
**Grommet Code - Cable O.D. Range:**  
**Back Shell Style 3**  
 21 - .21 - .25 (5.3-6.3)  
 26 - .26 - .30 (6.6-7.6)  
 31 - .31 - .38 (7.8-9.6)

**Back Shell Style:**  
 3 Mechanical screw-down cable clamp with grommet seal and (1) interfacial "O" ring for cable end.

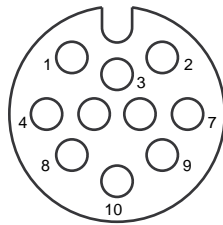
**300** - Panel mount with hex nut & gasket.

**3ES** - 300 with Epoxy

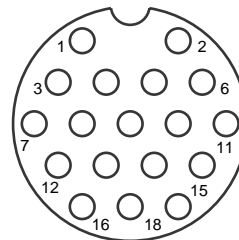
## Contact Arrangements



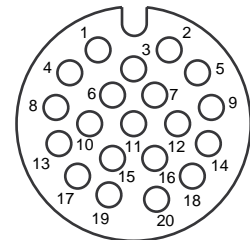
7-#12



10-#16



18-#20



20-#20\*

Contact arrangements shown are wiring view of cable end pins/sockets.

Key/keyway shown for orientation only.

\*Available in connector types: cable end socket, panel mount pin styles only.

# MAXI-CON-X<sup>®</sup> FIELD INSTALLABLE CONNECTORS

## Specifications

### Typical Specifications

|                               |  |
|-------------------------------|--|
| Manufacturers Identifications | Maxi-Con-X <sup>®</sup>  |
| Description                   | Field Installable Connector & Custom Cable Assemblies  |
| Rating                        | 1.35 thru 13.0A, 600V  |
| Conductor Size                | #12 Contacts, 12 thru 14 AWG<br>#16 Contacts, 16 thru 18 AWG<br>#20 Contacts, 20 thru 24 AWG |
| Configuration                 | 7 - #12 Contacts<br>10 - #16 Contacts<br>18 - #20 Contacts<br>20 - #20 Contacts              |
| Certification                 | UL Recognized File #E138878 - 250V<br>CSA Certified File #LR89277 - 600V                     |

### Material Specifications

#### Cable Pin/Socket

|                                 |                             |
|---------------------------------|-----------------------------|
| Mechanical Backshell (Threaded) | Nylon, UL Recognized, Black |
| Strap                           | Nylon, UL Recognized, Black |
| Screws                          | Cadmium Plated              |
| Grommet                         | Santoprene Rubber, Black    |
| Coupling Ring                   | Nylon, UL Recognized, Black |
| Contacts                        | Brass, Gold over Nickel     |
| Connector Body                  | Nylon, UL Recognized, Black |
| O-Ring                          | Nitrile Rubber, Black       |

#### Optional

|                      |                                       |
|----------------------|---------------------------------------|
| Winged Coupling Ring | Nylon, UL Recognized, Black (W/14482) |
|----------------------|---------------------------------------|

#### Cable to Cable

|                                 |                             |
|---------------------------------|-----------------------------|
| Mechanical Backshell (Threaded) | Nylon, UL Recognized, Black |
| Grommet                         | Santoprene Rubber, Black    |
| Strap                           | Nylon, UL Recognized, Black |
| Screws                          | Cadmium Plated              |
| Contacts                        | Brass, Gold over Nickel     |
| Connector Body                  | Nylon, UL Recognized, Black |

#### Panel Mount

|            |                             |
|------------|-----------------------------|
| Contacts   | Brass, Gold over Nickel     |
| Panel Body | Nylon, UL Recognized, Black |
| Gasket     | Nitrile Rubber, Black       |
| Hex Nut    | Nylon, UL Recognized, Black |

#### Optional

|          |   |
|----------|---|
| Dust Cap | Santoprene Rubber, Black (Part No. 14295) |
|----------|---|

### Mechanical Specifications

|                |  |
|----------------|--|
| Durability     | Minimum 300 mate/unmate cycles without mechanical or electrical failure                        |
| Vibration      | Coupling rings have overriding locking feature to prevent loosening or separation of connector |
| Hex Nut Torque | All series hex nut to withstand 10-12 inch/lb tightening torque                                |

### Electrical Specifications

|         |   |
|---------|---|
| Voltage | 600 V   |
| Current | See Electrical Current Rating Chart (Page 27) |

### Environmental Specifications

|                    |   |
|--------------------|---|
| Temperature Rating | -55°C to +125°C (-67°F to +257°F)         |
| Corrosion          | 300 Hr salt spray contacts                |
| Weathertight       | Consult factory with specific application |

### Molded Cable Assemblies

|            |   |
|------------|---|
| Watertight | (See Pages 3 & 26)<br>NEMA 6P, 13: IEC IP67 |
|------------|---|

## Данный компонент на территории Российской Федерации

### Вы можете приобрести в компании MosChip.

Для оперативного оформления запроса Вам необходимо перейти по данной ссылке:

<http://moschip.ru/get-element>

Вы можете разместить у нас заказ для любого Вашего проекта, будь то серийное производство или разработка единичного прибора.

В нашем ассортименте представлены ведущие мировые производители активных и пассивных электронных компонентов.

Нашей специализацией является поставка электронной компонентной базы двойного назначения, продукции таких производителей как XILINX, Intel (ex.ALTERA), Vicor, Microchip, Texas Instruments, Analog Devices, Mini-Circuits, Amphenol, Glenair.

Сотрудничество с глобальными дистрибьюторами электронных компонентов, предоставляет возможность заказывать и получать с международных складов практически любой перечень компонентов в оптимальные для Вас сроки.

На всех этапах разработки и производства наши партнеры могут получить квалифицированную поддержку опытных инженеров.

Система менеджмента качества компании отвечает требованиям в соответствии с ГОСТ Р ИСО 9001, ГОСТ РВ 0015-002 и ЭС РД 009

### Офис по работе с юридическими лицами:

105318, г.Москва, ул.Щербаковская д.3, офис 1107, 1118, ДЦ «Щербаковский»

Телефон: +7 495 668-12-70 (многоканальный)

Факс: +7 495 668-12-70 (доб.304)

E-mail: [info@moschip.ru](mailto:info@moschip.ru)

Skype отдела продаж:

moschip.ru

moschip.ru\_4

moschip.ru\_6

moschip.ru\_9