

Common Mode Filters

For high-speed differential signal line/general signal line

ACM series

Type:	ACM2012	[0805 inch]*
	ACM2520	[1008 inch]

* Dimensions Code [EIA]

Issue date: June 2012

- All specifications are subject to change without notice.
- Conformity to RoHS Directive: This means that, in conformity with EU Directive 2002/95/EC, lead, cadmium, mercury, hexavalent chromium, and specific bromine-based flame retardants, PBB and PBDE, have not been used, except for exempted applications.

Common Mode Filters

For High-speed Differential Signal Line / General Signal Line

Conformity to RoHS Directive

ACM Series ACM2012, 2520

FEATURES

- Although greatly miniaturized, this wire-wound chip-type filter maintains the characteristics needed for a common mode filter. Common mode impedance is 1000Ω [at 100MHz], so this filter is greatly effective in supporting noise.
- Almost no affect upon even high speed signals since differential mode impedance is kept low.
- This series includes both 2-line and 3-line types. They are used for various types of circuits and noise.

APPLICATIONS

- Used for radiation noise suppression for any electronic devices.
- Used to counter common mode noise affecting signals within high-speed lines.
- USB line for personal computers and peripheral equipment.
- IEEE1394 line for personal computers, DVC, STB, etc.
- LVDS, panel link line for liquid crystal display panels.

TEMPERATURE RANGES

Operating	-40 to +85°C
Storage(After mount)	-40 to +85°C

PACKAGING STYLE AND QUANTITIES

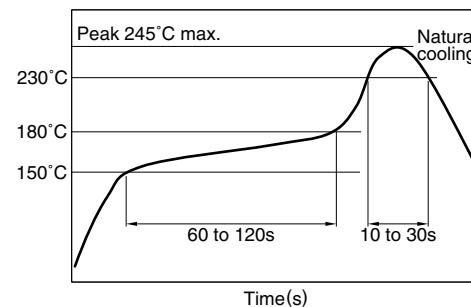
Packaging style	Type	Reel	Quantity
Taping	ACM2012	ø180mm	2000 pieces/reel
		ø330mm	10000 pieces/reel
	ACM2520	ø180mm	2000 pieces/reel
		ø330mm	10000 pieces/reel

PRODUCT IDENTIFICATION

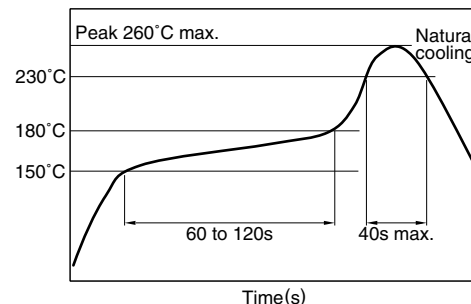
ACM	2012	-	900	-	2P	-	T	□□□
(1)	(2)	(3)	(4)	(5)	(6)			

- (1) Series name
- (2) Dimensions L×W
2012: 2.0×1.2mm
- (3) Impedance[at 100MHz]
900: 90Ω
- (4) Number of line
2P: 2-line
3P: 3-line
- (5) Packaging style
T: ø180mm reel taping
TL: ø330mm reel taping
- (6) TDK internal code

RECOMMENDED SOLDERING CONDITIONS RECOMMENDED TEMPERATURE PROFILE FOR LEAD-FREE SOLDER



REFLOW PROFILE FOR SOLDER HEAT RESISTANCE



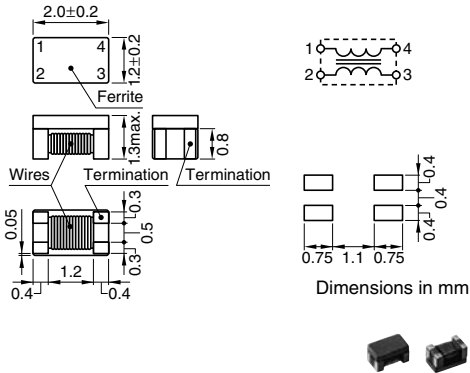
• Conformity to RoHS Directive: This means that, in conformity with EU Directive 2002/95/EC, lead, cadmium, mercury, hexavalent chromium, and specific bromine-based flame retardants, PBB and PBDE, have not been used, except for exempted applications.

• All specifications are subject to change without notice.

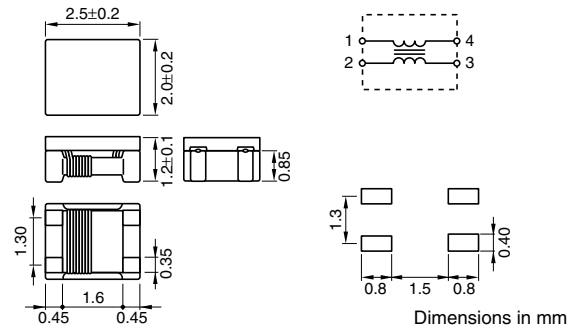
SHAPES AND DIMENSIONS/CIRCUIT DIAGRAMS/RECOMMENDED PC BOARD PATTERNS

2-LINE TYPE

ACM2012-2P

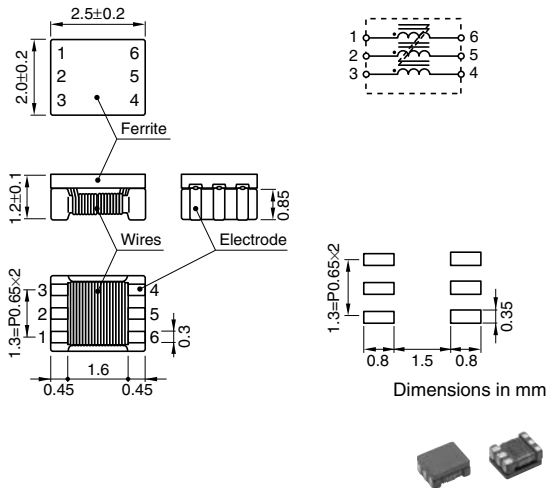


ACM2520-2P



3-LINE TYPE

ACM2520-3P



ELECTRICAL CHARACTERISTICS

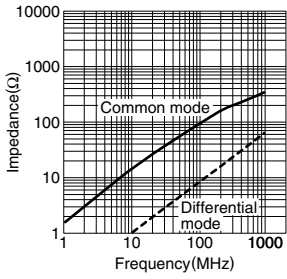
Part No.	Impedance (Ω)typ.[100MHz]	DC resistance (Ω)max.[per 1 line]	Rated voltage E _{dc} (V)max.	Rated current I _{dc} (A)max.
2-LINE				
ACM2012-900-2P	90	0.19	50	0.4
ACM2012-121-2P	120	0.22	50	0.37
ACM2012-201-2P	200	0.25	50	0.35
ACM2012-361-2P	360	0.5	50	0.22
ACM2520-301-2P	300	0.35	20	0.4
ACM2520-451-2P	450	0.4	20	0.35
ACM2520-601-2P	600	0.45	20	0.3
ACM2520-102-2P	1000	0.9	20	0.2
3-LINE				
ACM2520-801-3P	800	1.6	20	0.15

TYPICAL ELECTRICAL CHARACTERISTICS

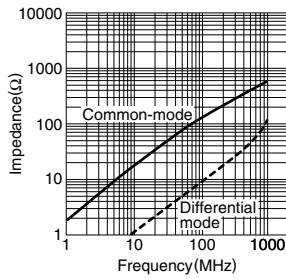
IMPEDANCE vs. FREQUENCY CHARACTERISTICS

2-LINE

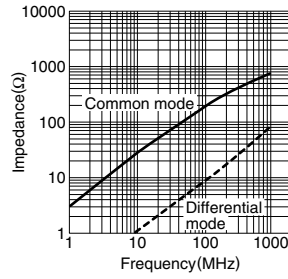
ACM2012-900-2P



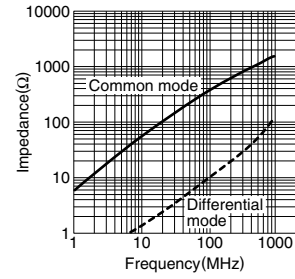
ACM2012-121-2P



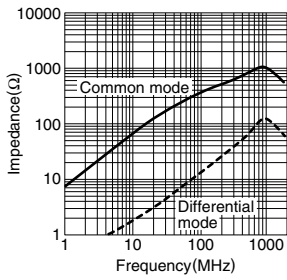
ACM2012-201-2P



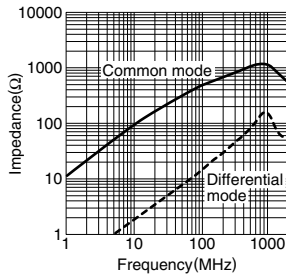
ACM2012-361-2P



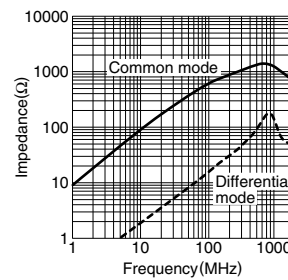
ACM2520-301-2P



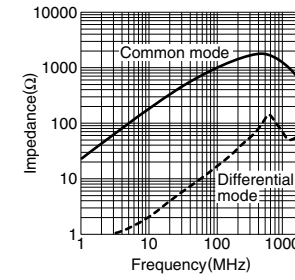
ACM2520-451-2P



ACM2520-601-2P

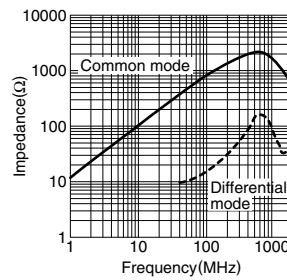


ACM2520-102-2P



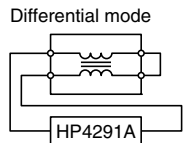
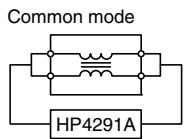
3-LINE

ACM2520-801-3P

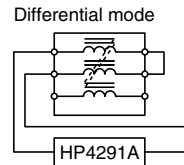
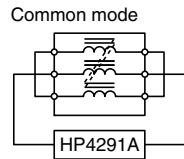


MEASURING CIRCUITS

2-LINE



3-LINE



• All specifications are subject to change without notice.

Данный компонент на территории Российской Федерации

Вы можете приобрести в компании MosChip.

Для оперативного оформления запроса Вам необходимо перейти по данной ссылке:

<http://moschip.ru/get-element>

Вы можете разместить у нас заказ для любого Вашего проекта, будь то серийное производство или разработка единичного прибора.

В нашем ассортименте представлены ведущие мировые производители активных и пассивных электронных компонентов.

Нашей специализацией является поставка электронной компонентной базы двойного назначения, продукции таких производителей как XILINX, Intel (ex.ALTERA), Vicor, Microchip, Texas Instruments, Analog Devices, Mini-Circuits, Amphenol, Glenair.

Сотрудничество с глобальными дистрибьюторами электронных компонентов, предоставляет возможность заказывать и получать с международных складов практически любой перечень компонентов в оптимальные для Вас сроки.

На всех этапах разработки и производства наши партнеры могут получить квалифицированную поддержку опытных инженеров.

Система менеджмента качества компании отвечает требованиям в соответствии с ГОСТ Р ИСО 9001, ГОСТ РВ 0015-002 и ЭС РД 009

Офис по работе с юридическими лицами:

105318, г.Москва, ул.Щербаковская д.3, офис 1107, 1118, ДЦ «Щербаковский»

Телефон: +7 495 668-12-70 (многоканальный)

Факс: +7 495 668-12-70 (доб.304)

E-mail: info@moschip.ru

Skype отдела продаж:

moschip.ru

moschip.ru_4

moschip.ru_6

moschip.ru_9