TriQuint SEMICONDUCTOR

Data Sheet

Part Number 856771

358.4 MHz SAW Filter

Features

- For WCDMA Applications
- Usable Bandwidth of 19.2 MHz
- Low Loss
- High Attenuation
- Balanced Operation
- Ceramic Surface Mount Package (SMP)
- Hermetic
- **RoHS** compliant (2002/95/EC), **Pb**-free



Package

Surface Mount 7.01 x 5.51 x 1.63 mm
SMP-28B

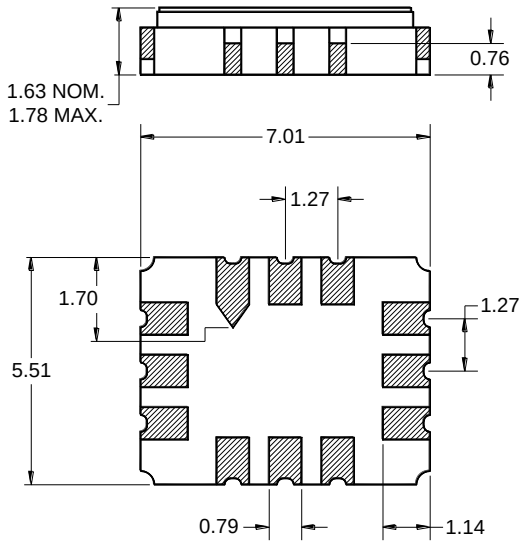

Dimensions shown are nominal in millimeters
All tolerances are ±0.15mm except overall
length and width ±0.13mm

Body: Al_2O_3 ceramic
Lid: *Kovar*, *Ni* plated
Terminations: *Au* plating 0.5 - 1.0µm,
over a 2 – 6µm *Ni* plating

Pin Configuration

Bottom View

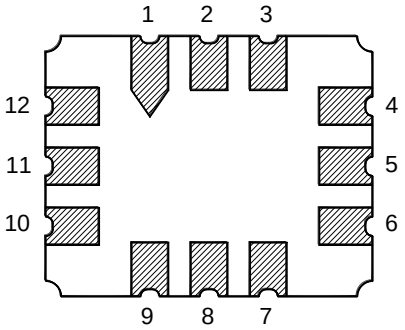

Pin No.	Description
10	Input +
12	Input -
4	Output +
6	Output -
1,2,3,5	Case Ground
7,8,9,11	Case Ground

Electrical Specifications [1]

Operating Temperature Range: [2] -33 to +85 °C

Parameter [3]	Minimum	Typical [4]	Maximum	Unit
Center Frequency	-	358.4	-	MHz
Insertion Loss at Center Frequency	-	10.1	12.5	dB
Lower 5 dB Bandedge [5]	343.4	344.8	-	MHz
Upper 5 dB Bandedge [5]	-	371.8	373.4	MHz
Amplitude Variation				
348.8 – 368 MHz	-	0.3	1.0	dB p-p
Absolute Group Delay	-	470	600	ns
Group Delay Variation				
348.8 – 368 MHz	-	25	60	ns p-p
Absolute Attenuation [5]				
10.00 – 286.40 MHz	55	70	-	dB
286.40 – 307.40 MHz	55	62	-	dB
307.40 – 327.70 MHz	40	52	-	dB
327.70 – 335.40 MHz	30	51	-	dB
335.40 – 341.15 MHz	25	38	-	dB
341.15 – 341.65 MHz	20	31	-	dB
341.65 – 342.15 MHz	15	25	-	dB
342.15 – 342.90 MHz	10	17	-	dB
373.90 – 374.65 MHz	10	17	-	dB
374.65 – 375.15 MHz	15	25	-	dB
375.15 – 375.40 MHz	20	32	-	dB
375.40 – 381.40 MHz	25	37	-	dB
381.40 – 389.10 MHz	30	49	-	dB
389.10 – 409.40 MHz	40	51	-	dB
409.40 – 430.40 MHz	55	64	-	dB
430.40 – 640.00 MHz	55	66	-	dB
640.00 – 720.00 MHz	50	55	-	dB
720.00 – 1000 MHz	55	70	-	dB
Time Side-lobe Response Attenuation (1.0 – 500 µs)	40	48	-	dB
Source Impedance Balanced [6]	-	200	-	Ω
Load Impedance Balanced [6]	-	200	-	Ω

Notes:

1. All specifications are based on the TriQuint test circuit shown on page 4
2. In production, devices will be tested at room temperature to a guardbanded specification to ensure electrical compliance over temperature
3. Electrical margin has been built into the design to account for the variations due to temperature drift and manufacturing tolerances
4. Typical values are based on average measurements at room temperature
5. Relative to insertion loss at center frequency
6. This is the optimum impedance in order to achieve the performance shown

Typical Performance (at room temperature)

Frequency Response

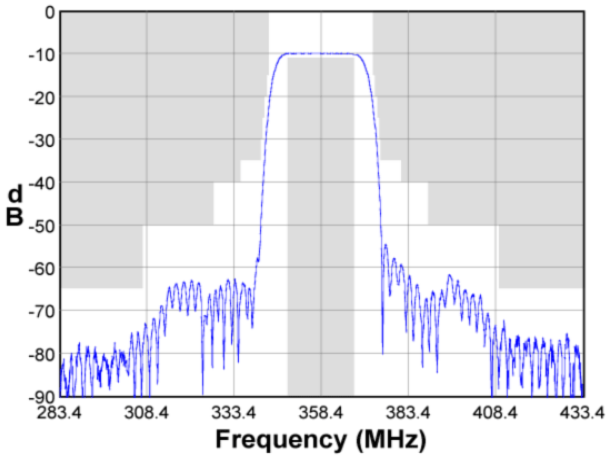

Passband Response

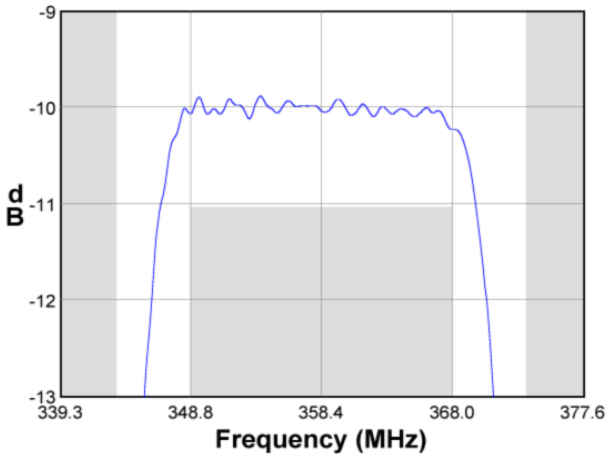

Wideband Response

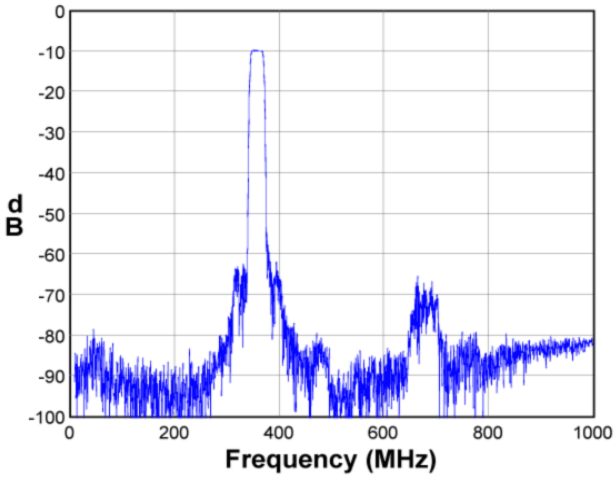

Group Delay Response

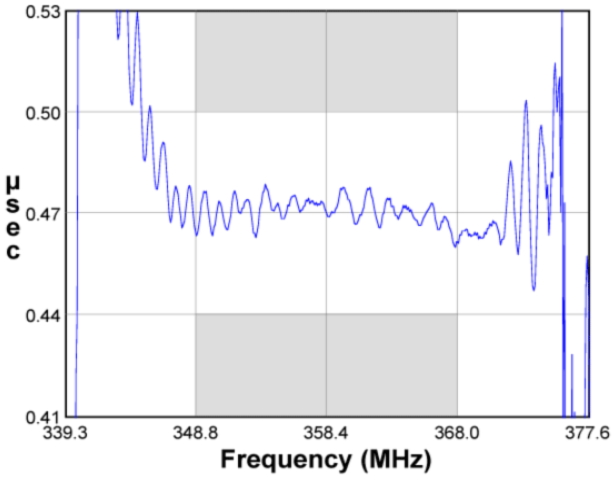

Input Smith Chart

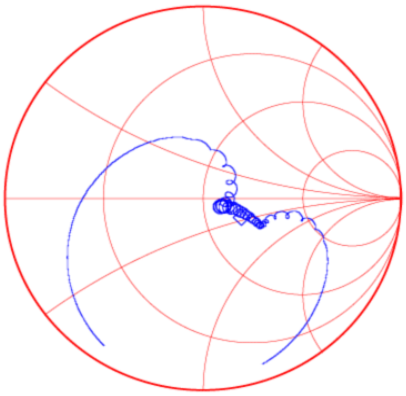

Output Smith Chart

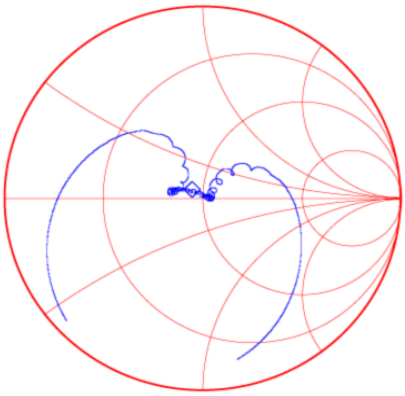

Matching Schematics

Actual matching values may vary due to PCB layout and parasitics

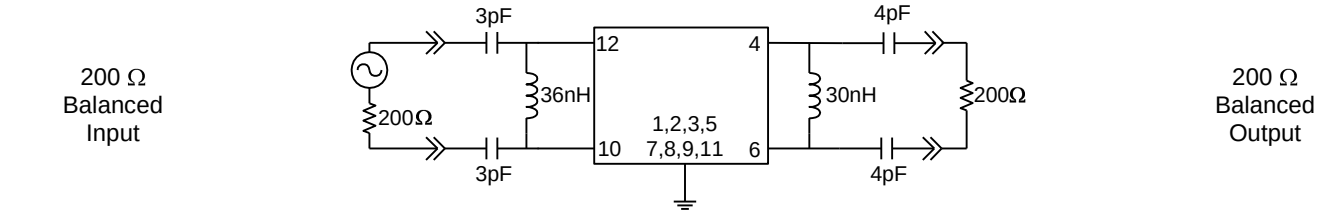

Marking

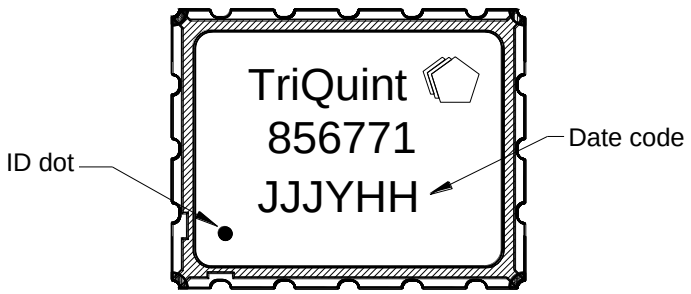

The date code consists of: day of the current year (Julian, 3 digits), Y=last digit of the year (1 digit) and H=military hour (2 digits)

PCB Footprint

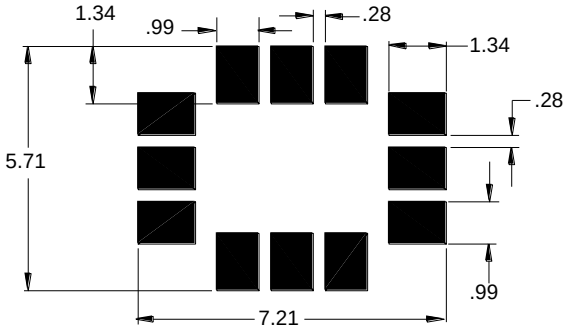

This footprint represents a recommendation only
Dimensions shown are nominal in millimeters

Tape and Reel

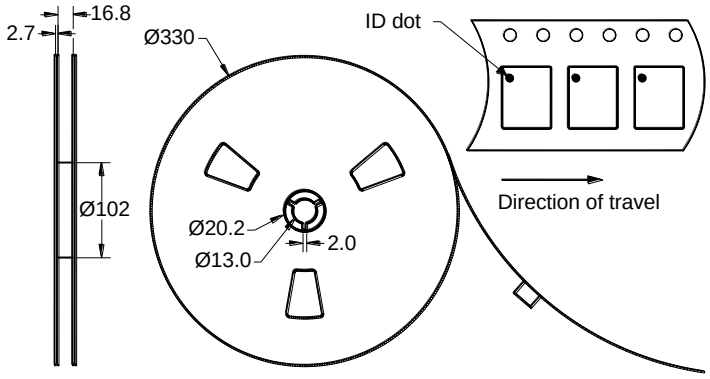

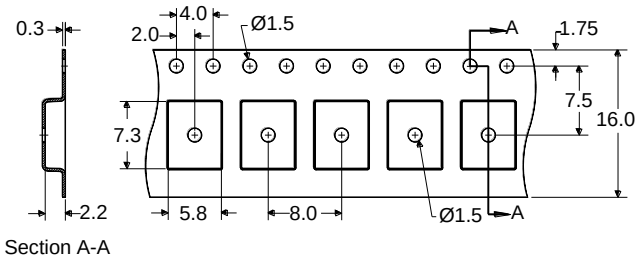

Dimensions shown are nominal in millimeters
Packaging quantity: 3000 units/reel

Maximum Ratings

Parameter	Symbol	Minimum	Maximum	Unit
Operating Temperature Range	T	-33	+85	^{o}C
Storage Temperature Range	T_{stg}	-40	+85	^{o}C
Input Power (at +50°C for 24 hours max)	P_{in}	-	+19	dBm

Important Notes

Warnings

- Electrostatic Sensitive Device (ESD)
- Avoid ultrasonic exposure

RoHS Compliance

- This product complies with EU directive 2002/95/EC (RoHS)

Solderability

- Compatible with JESD22-B102, Pb-free process, 260C peak reflow temperature (see soldering profile)

Links to Additional Technical Information

PCB Layout Tips | Qualification Flowchart | Soldering Profile

S-Parameters | RoHS Information | Other Technical Information

TriQuint's liability is limited only to the Surface Acoustic Wave (SAW) component(s) described in this data sheet. TriQuint does not accept any liability for applications, processes, circuits or assemblies, which are implemented using any TriQuint component described in this data sheet.

Contact Information

TriQuint SEMICONDUCTOR
PO Box 609501
Orlando, FL 32860-9501
USA

Phone: +1 (407) 886-8860
Fax: +1 (407) 886-7061
Email: info-product@tqs.com
Web: www.triquint.com

Or contact one of our worldwide Network of sales offices, Representatives or distributors

Общество с ограниченной ответственностью «МосЧип» ИНН 7719860671 / КПП 771901001
Адрес: 105318, г.Москва, ул.Щербаковская д.3, офис 1107

Данный компонент на территории Российской Федерации

Вы можете приобрести в компании MosChip.

Для оперативного оформления запроса Вам необходимо перейти по данной ссылке:

http://moschip.ru/get-element

Вы можете разместить у нас заказ для любого Вашего проекта, будь то серийное производство или разработка единичного прибора.

В нашем ассортименте представлены ведущие мировые производители активных и пассивных электронных компонентов.

Нашей специализацией является поставка электронной компонентной базы двойного назначения, продукции таких производителей как XILINX, Intel (ex.ALTERA), Vicor, Microchip, Texas Instruments, Analog Devices, Mini-Circuits, Amphenol, Glenair.

Сотрудничество с глобальными дистрибьюторами электронных компонентов, предоставляет возможность заказывать и получать с международных складов практически любой перечень компонентов в оптимальные для Вас сроки.

На всех этапах разработки и производства наши партнеры могут получить квалифицированную поддержку опытных инженеров.

Система менеджмента качества компании отвечает требованиям в соответствии с ГОСТ Р ИСО 9001, ГОСТ РВ 0015-002 и ЭС РД 009

Офис по работе с юридическими лицами:

105318, г.Москва, ул.Щербаковская д.3, офис 1107, 1118, ДЦ «Щербаковский»

Телефон: +7 495 668-12-70 (многоканальный)

Факс: +7 495 668-12-70 (доб.304)

E-mail: info@moschip.ru

Skype отдела продаж:
moschip.ru
moschip.ru_4
moschip.ru_6
moschip.ru_9