

# FLK.../EZ-DR...

## VARIOFACE System Cable With Flat-Ribbon Cable Connector

### INTERFACE

Data Sheet  
100018\_en\_02

© PHOENIX CONTACT - 12/2007



### 1 Description

Using VARIOFACE modules (see INTERFACE catalog), pre-assembled flat-ribbon cables provide a quick and easy connection between the control and field level. The cables are pre-assembled with male connector strips according to IEC 60603-1/DIN 41651 at both ends (1:1 connection). The following number of positions are available in various lengths:

- Unshielded version: 10, 14, 16, 20, 26, 34, 40, and 50 pos.
- Shielded version: 14, 16, 40, and 50 pos.

#### System Cable Color Code FLK.../EZ-DR.../KONFEK and FLK.../EZ-DR.../KONFEK/S

| Number of Wires | PIN | Wire Color   |
|-----------------|-----|--------------|
| 10-pos.         | 1   | black        |
|                 | 2   | brown        |
|                 | 3   | red          |
|                 | 4   | orange       |
|                 | 5   | yellow       |
|                 | 6   | green        |
|                 | 7   | blue         |
|                 | 8   | violet       |
|                 | 9   | gray         |
|                 | 10  | white        |
| 14-pos.         | 11  | white-black  |
|                 | 12  | white-brown  |
|                 | 13  | white-red    |
|                 | 14  | white-orange |
| 16-pos.         | 15  | white-yellow |
|                 | 16  | white-green  |

| Number of Wires | PIN | Wire Color    |
|-----------------|-----|---------------|
| 20-pos.         | 17  | white-blue    |
|                 | 18  | white-violet  |
|                 | 19  | white-gray    |
|                 | 20  | brown-black   |
|                 | 21  | brown-red     |
|                 | 22  | brown-orange  |
|                 | 23  | brown-yellow  |
|                 | 24  | brown-green   |
|                 | 25  | brown-blue    |
|                 | 26  | brown-violet  |
| 26-pos.         | 27  | brown-gray    |
|                 | 28  | brown-white   |
|                 | 29  | green-black   |
|                 | 30  | green-brown   |
|                 | 31  | green-red     |
|                 | 32  | green-orange  |
|                 | 33  | green-blue    |
|                 | 34  | green-violet  |
|                 | 35  | green-gray    |
|                 | 36  | green-white   |
| 34-pos.         | 37  | yellow-black  |
|                 | 38  | yellow-brown  |
|                 | 39  | yellow-red    |
|                 | 40  | yellow-orange |
|                 | 41  | yellow-blue   |
|                 | 42  | yellow-violet |
|                 | 43  | yellow-gray   |
|                 | 44  | yellow-white  |
|                 | 45  | gray-black    |
|                 | 46  | gray-brown    |
| 40-pos.         | 47  | gray-red      |
|                 | 48  | gray-orange   |
|                 | 49  | gray-yellow   |
|                 | 50  | gray-green    |



Make sure you always use the latest documentation. It can be downloaded at [www.download.phoenixcontact.com](http://www.download.phoenixcontact.com). A conversion table is available on the Internet at [www.download.phoenixcontact.com/general/7000\\_en\\_00.pdf](http://www.download.phoenixcontact.com/general/7000_en_00.pdf).





This data sheet is valid for all products listed on the following page:

## 2 Unshielded System Cable With Flat-Ribbon Cable Connector


- 1:1 connection
- Pre-assembled round cable in fixed lengths
- Special lengths can be defined using the order key (see page 6)



### 2.1 Ordering Data

| Description   | No. of pos. | Cable length | Type                     | Order No. | Pcs./Pkt |
|---|-------------|--------------|--------------------------|-----------|----------|
| Assembled round cable, with two 10-pos. socket strips in fixed lengths              | 10          | 0.5 m        | FLK 10/EZ-DR/ 50/KONFEK  | 2299204   | 1        |
|   | 10          | 1.0 m        | FLK 10/EZ-DR/100/KONFEK  | 2299217   | 1        |
| Straight socket strips fitted at both ends:   | 10          | 1.5 m        | FLK 10/EZ-DR/150/KONFEK  | 2299220   | 1        |
|    | 10          | 2.0 m        | FLK 10/EZ-DR/200/KONFEK  | 2299233   | 1        |
|   | 10          | 3.0 m        | FLK 10/EZ-DR/300/KONFEK  | 2299246   | 1        |
|   | 10          | 4.0 m        | FLK 10/EZ-DR/400/KONFEK  | 2299259   | 1        |
|   | 10          | 6.0 m        | FLK 10/EZ-DR/600/KONFEK  | 2299262   | 1        |
|   | 10          | 8.0 m        | FLK 10/EZ-DR/800/KONFEK  | 2299275   | 1        |
|   | 10          | 10.0 m       | FLK 10/EZ-DR/1000/KONFEK | 2299288   | 1        |
| Assembled round cable, with two 14-pos. socket strips in fixed lengths              | 14          | 0.3 m        | FLK 14/EZ-DR/ 30/KONFEK  | 2295729   | 5        |
|   | 14          | 0.5 m        | FLK 14/EZ-DR/ 50/KONFEK  | 2288901   | 5        |
| Straight socket strips fitted at both ends:   | 14          | 1.0 m        | FLK 14/EZ-DR/100/KONFEK  | 2288914   | 1        |
|  | 14          | 1.5 m        | FLK 14/EZ-DR/150/KONFEK  | 2288927   | 1        |
|   | 14          | 2.0 m        | FLK 14/EZ-DR/200/KONFEK  | 2288930   | 1        |
|   | 14          | 2.5 m        | FLK 14/EZ-DR/250/KONFEK  | 2288943   | 1        |
|   | 14          | 3.0 m        | FLK 14/EZ-DR/300/KONFEK  | 2288956   | 1        |
|   | 14          | 3.5 m        | FLK 14/EZ-DR/350/KONFEK  | 2288969   | 1        |
|   | 14          | 4.0 m        | FLK 14/EZ-DR/400/KONFEK  | 2288972   | 1        |
|   | 14          | 4.5 m        | FLK 14/EZ-DR/450/KONFEK  | 2290847   | 1        |
|   | 14          | 5.0 m        | FLK 14/EZ-DR/500/KONFEK  | 2290834   | 1        |
|   | 14          | 5.5 m        | FLK 14/EZ-DR/550/KONFEK  | 2290850   | 1        |
|   | 14          | 6.0 m        | FLK 14/EZ-DR/600/KONFEK  | 2290863   | 1        |
|   | 14          | 8.0 m        | FLK 14/EZ-DR/800/KONFEK  | 2299563   | 1        |
|   | 14          | 10.0 m       | FLK 14/EZ-DR/1000/KONFEK | 2299576   | 1        |

| Description   | No. of pos.  | Cable length             | Type                     | Order No.               | Pcs./Pkt |
|---|--|--------------------------|--------------------------|-------------------------|----------|
| Assembled round cable, with two 16-pos. socket strips in fixed lengths<br>Straight socket strips fitted at both ends:<br>                          | 16   | 0.5 m                    | FLK 16/EZ-DR/ 50/KONFEK  | 2299291                 | 1        |
|   | 16   | 1.0 m                    | FLK 16/EZ-DR/100/KONFEK  | 2299301                 | 1        |
|   | 16   | 1.5 m                    | FLK 16/EZ-DR/150/KONFEK  | 2299314                 | 1        |
|   | 16   | 2.0 m                    | FLK 16/EZ-DR/200/KONFEK  | 2299327                 | 1        |
|   | 16   | 3.0 m                    | FLK 16/EZ-DR/300/KONFEK  | 2299330                 | 1        |
|   | 16   | 4.0 m                    | FLK 16/EZ-DR/400/KONFEK  | 2299343                 | 1        |
|   | 16   | 6.0 m                    | FLK 16/EZ-DR/600/KONFEK  | 2299356                 | 1        |
|   | 16   | 8.0 m                    | FLK 16/EZ-DR/800/KONFEK  | 2299369                 | 1        |
|   | 16   | 10.0 m                   | FLK 16/EZ-DR/1000/KONFEK | 2299372                 | 1        |
|   | Assembled round cable, with two 20-pos. socket strips in fixed lengths<br>Straight socket strips fitted at both ends:<br>   | 20                       | 0.5 m                    | FLK 20/EZ-DR/ 50/KONFEK | 2296391  |
| 20  |  | 1.0 m                    | FLK 20/EZ-DR/100/KONFEK  | 2296401                 | 1        |
| 20  |  | 1.5 m                    | FLK 20/EZ-DR/150/KONFEK  | 2296472                 | 1        |
| 20  |  | 2.0 m                    | FLK 20/EZ-DR/200/KONFEK  | 2296485                 | 1        |
| 20  |  | 3.0 m                    | FLK 20/EZ-DR/300/KONFEK  | 2296498                 | 1        |
| 20  |  | 4.0 m                    | FLK 20/EZ-DR/400/KONFEK  | 2296508                 | 1        |
| 20  |  | 6.0 m                    | FLK 20/EZ-DR/600/KONFEK  | 2296511                 | 1        |
| 20  |  | 8.0 m                    | FLK 20/EZ-DR/800/KONFEK  | 2296524                 | 1        |
| 20  |  | 10.0 m                   | FLK 20/EZ-DR/1000/KONFEK | 2296537                 | 1        |
| Assembled round cable, with two 26-pos. socket strips in fixed lengths<br>Straight socket strips fitted at both ends:<br>                         |  | 26                       | 0.5 m                    | FLK 26/EZ-DR/ 50/KONFEK | 2299385  |
|   | 26   | 1.0 m                    | FLK 26/EZ-DR/100/KONFEK  | 2299398                 | 1        |
|   | 26   | 1.5 m                    | FLK 26/EZ-DR/150/KONFEK  | 2299408                 | 1        |
|   | 26   | 2.0 m                    | FLK 26/EZ-DR/200/KONFEK  | 2299411                 | 1        |
|   | 26   | 3.0 m                    | FLK 26/EZ-DR/300/KONFEK  | 2299424                 | 1        |
|   | 26   | 4.0 m                    | FLK 26/EZ-DR/400/KONFEK  | 2299437                 | 1        |
|   | 26   | 6.0 m                    | FLK 26/EZ-DR/600/KONFEK  | 2299440                 | 1        |
|   | 26   | 8.0 m                    | FLK 26/EZ-DR/800/KONFEK  | 2299453                 | 1        |
|   | 26   | 10.0 m                   | FLK 26/EZ-DR/1000/KONFEK | 2299466                 | 1        |
|   | Assembled round cable, with two 34-pos. socket strips in fixed lengths<br>Straight socket strips fitted at both ends:<br> | 34                       | 0.5 m                    | FLK 34/EZ-DR/ 50/KONFEK | 2299479  |
| 34  |  | 1.0 m                    | FLK 34/EZ-DR/100/KONFEK  | 2299482                 | 1        |
| 34  |  | 1.5 m                    | FLK 34/EZ-DR/150/KONFEK  | 2299495                 | 1        |
| 34  |  | 2.0 m                    | FLK 34/EZ-DR/200/KONFEK  | 2299505                 | 1        |
| 34  |  | 3.0 m                    | FLK 34/EZ-DR/300/KONFEK  | 2299518                 | 1        |
| 34  |  | 4.0 m                    | FLK 34/EZ-DR/400/KONFEK  | 2299521                 | 1        |
| 34  |  | 6.0 m                    | FLK 34/EZ-DR/600/KONFEK  | 2299534                 | 1        |
| 34  |  | 8.0 m                    | FLK 34/EZ-DR/800/KONFEK  | 2299547                 | 1        |
| 34  |  | 10.0 m                   | FLK 34/EZ-DR/1000/KONFEK | 2299550                 | 1        |
| Assembled round cable, with two 40-pos. socket strips in fixed lengths<br>Socket strips fitted, straight at one end and angled at the other:<br> |  | 40                       | 0.5 m                    | FLK 40/EZ-DR/ 50/KONFEK | 2288985  |
|   | 40   | 1.0 m                    | FLK 40/EZ-DR/100/KONFEK  | 2288998                 | 1        |
|   | 40   | 1.5 m                    | FLK 40/EZ-DR/150/KONFEK  | 2289007                 | 1        |
|   | 40   | 2.0 m                    | FLK 40/EZ-DR/200/KONFEK  | 2289010                 | 1        |
|   | 40   | 2.5 m                    | FLK 40/EZ-DR/250/KONFEK  | 2289023                 | 1        |
|   | 40   | 3.0 m                    | FLK 40/EZ-DR/300/KONFEK  | 2289036                 | 1        |
|   | 40   | 3.5 m                    | FLK 40/EZ-DR/350/KONFEK  | 2289049                 | 1        |
|   | 40   | 4.0 m                    | FLK 40/EZ-DR/400/KONFEK  | 2289052                 | 1        |
|   | 40   | 6.0 m                    | FLK 40/EZ-DR/600/KONFEK  | 2299589                 | 1        |
|   | 40   | 8.0 m                    | FLK 40/EZ-DR/800/KONFEK  | 2299592                 | 1        |
| 40  | 10.0 m   | FLK 40/EZ-DR/1000/KONFEK | 2299602                  | 1                       |          |

| Description   | No. of pos. | Cable length | Type                     | Order No. | Pcs./Pkt |
|---|-------------|--------------|--------------------------|-----------|----------|
| Assembled round cable, with two 50-pos. socket strips in fixed lengths  | 50          | 0.5 m        | FLK 50/EZ-DR/ 50/KONFEK  | 2289065   | 5        |
|   | 50          | 1.0 m        | FLK 50/EZ-DR/100/KONFEK  | 2289078   | 1        |
| Socket strips fitted, straight at one end and angled at the other:  | 50          | 1.5 m        | FLK 50/EZ-DR/150/KONFEK  | 2289081   | 1        |
|   | 50          | 2.0 m        | FLK 50/EZ-DR/200/KONFEK  | 2289094   | 1        |
|  <p>Polarization lug                      Polarization lug</p> | 50          | 2.5 m        | FLK 50/EZ-DR/250/KONFEK  | 2289104   | 1        |
|   | 50          | 3.0 m        | FLK 50/EZ-DR/300/KONFEK  | 2289117   | 1        |
|   | 50          | 3.5 m        | FLK 50/EZ-DR/350/KONFEK  | 2289120   | 1        |
|   | 50          | 4.0 m        | FLK 50/EZ-DR/400/KONFEK  | 2289133   | 1        |
|   | 50          | 4.5 m        | FLK 50/EZ-DR/450/KONFEK  | 2289573   | 1        |
|   | 50          | 5.0 m        | FLK 50/EZ-DR/500/KONFEK  | 2289586   | 1        |
|   | 50          | 5.5 m        | FLK 50/EZ-DR/550/KONFEK  | 2289599   | 1        |
|   | 50          | 6.0 m        | FLK 50/EZ-DR/600/KONFEK  | 2289609   | 1        |
|   | 50          | 6.5 m        | FLK 50/EZ-DR/650/KONFEK  | 2289612   | 1        |
|   | 50          | 7.0 m        | FLK 50/EZ-DR/700/KONFEK  | 2289625   | 1        |
|   | 50          | 7.5 m        | FLK 50/EZ-DR/750/KONFEK  | 2289638   | 1        |
|   | 50          | 8.0 m        | FLK 50/EZ-DR/800/KONFEK  | 2289641   | 1        |
|   | 50          | 8.5 m        | FLK 50/EZ-DR/850/KONFEK  | 2289654   | 1        |
|   | 50          | 9.0 m        | FLK 50/EZ-DR/900/KONFEK  | 2289667   | 1        |
|   | 50          | 9.5 m        | FLK 50/EZ-DR/950/KONFEK  | 2289670   | 1        |
|   | 50          | 10.0 m       | FLK 50/EZ-DR/1000/KONFEK | 2289683   | 1        |

## 2.2 Technical Data

### General Data

Maximum permissible operating voltage < 50 V AC / 60 V DC

Maximum permissible current carrying capacity per path 1 A

Maximum conductor resistance ≤ 0.16 Ω/m

#### Ambient temperature range

Operation -20°C ... +50°C

Storage/transport -20°C ... +70°C

Conductor cross section 0.14 mm<sup>2</sup> (AWG 26)

Conductor construction 7 Litz wires, Cu tin-plated

#### Outside diameter

10-pos. 6.0 mm

14-pos. 6.4 mm

16-pos. 7.0 mm

20-pos. 7.6 mm

26-pos. 7.8 mm

34-pos. 10.0 mm

40-pos. 10.0 mm

50-pos. 10.3 mm

Assembly Insulation displacement, IEC 60352-4/DIN EN 60352-4

### Approvals

UL, CUL 2 A; 125 V



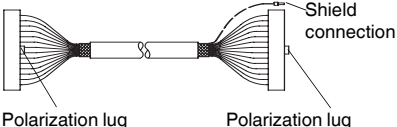
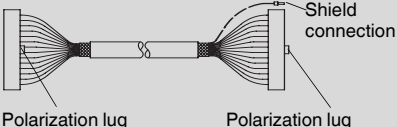
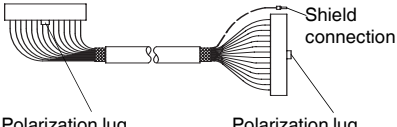
### 3 Shielded System Cable With Flat-Ribbon Cable Connector

- 1:1 connection,
- Pre-assembled round cable in fixed lengths
- Special lengths can be defined using the order key (see page 6).

With shielded cables, a cable end with ferrule is also available as a shield connection (length: 0.5 m, approximately; cable: HO5 V-K 1 mm<sup>2</sup>, black).



#### 3.1 Ordering Data

| Description   | No. of pos.  | Cable length | Type                       | Order No.                 | Pcs./Pkt |
|---|--|--------------|----------------------------|---------------------------|----------|
| Assembled round cable, with two 14-pos. socket strips in fixed lengths<br>Straight socket strips fitted at both ends:<br>                          | 14   | 0.5 m        | FLK 14/EZ-DR/ 50/KONFEK/S  | 2296977                   | 1        |
|   | 14   | 1.0 m        | FLK 14/EZ-DR/100/KONFEK/S  | 2296980                   | 1        |
|   | 14   | 1.5 m        | FLK 14/EZ-DR/150/KONFEK/S  | 2296993                   | 1        |
|   | 14   | 2.0 m        | FLK 14/EZ-DR/200/KONFEK/S  | 2297002                   | 1        |
|   | 14   | 3.0 m        | FLK 14/EZ-DR/300/KONFEK/S  | 2299013                   | 1        |
|   | 14   | 4.0 m        | FLK 14/EZ-DR/400/KONFEK/S  | 2299026                   | 1        |
|   | 14   | 6.0 m        | FLK 14/EZ-DR/600/KONFEK/S  | 2299039                   | 1        |
|   | 14   | 8.0 m        | FLK 14/EZ-DR/800/KONFEK/S  | 2299042                   | 1        |
|   | 14   | 10.0 m       | FLK 14/EZ-DR/1000/KONFEK/S | 2299055                   | 1        |
|   | Assembled round cable, with two 16-pos. socket strips in fixed lengths<br>Straight socket strips fitted at both ends:<br> | 16           | 0.5 m                      | FLK 16/EZ-DR/ 50/KONFEK/S | 2318075  |
| 16  |  | 1.0 m        | FLK 16/EZ-DR/ 100/KONFEK/S | 2304542                   | 1        |
| 16  |  | 1.5 m        | FLK 16/EZ-DR/ 150/KONFEK/S | 2304623                   | 1        |
| 16  |  | 2.0 m        | FLK 16/EZ-DR/ 200/KONFEK/S | 2304555                   | 1        |
| 16  |  | 3.0 m        | FLK 16/EZ-DR/ 300/KONFEK/S | 2318088                   | 1        |
| 16  |  | 4.0 m        | FLK 16/EZ-DR/ 400/KONFEK/S | 2318091                   | 1        |
| 16  |  | 5.0 m        | FLK 16/EZ-DR/ 500/KONFEK/S | 2318952                   | 1        |
| 16  |  | 6.0 m        | FLK 16/EZ-DR/ 600/KONFEK/S | 2314477                   | 1        |
| 16  |  | 8.0 m        | FLK 16/EZ-DR/ 800/KONFEK/S | 2318101                   | 1        |
| 16  |  | 10.0 m       | FLK 16/EZ-DR/1000/KONFEK/S | 2318114                   | 1        |
| Assembled round cable, with two 50-pos. socket strips in fixed lengths<br>Socket strips fitted, straight at one end and angled at the other:<br> | 50   | 0.5 m        | FLK 50/EZ-DR/ 50/KONFEK/S  | 2299097                   | 1        |
|   | 50   | 1.0 m        | FLK 50/EZ-DR/100/KONFEK/S  | 2299107                   | 1        |
|   | 50   | 1.5 m        | FLK 50/EZ-DR/150/KONFEK/S  | 2299110                   | 1        |
|   | 50   | 2.0 m        | FLK 50/EZ-DR/200/KONFEK/S  | 2299123                   | 1        |
|   | 50   | 3.0 m        | FLK 50/EZ-DR/300/KONFEK/S  | 2299136                   | 1        |
|   | 50   | 4.0 m        | FLK 50/EZ-DR/400/KONFEK/S  | 2299149                   | 1        |
|   | 50   | 6.0 m        | FLK 50/EZ-DR/600/KONFEK/S  | 2299152                   | 1        |
|   | 50   | 8.0 m        | FLK 50/EZ-DR/800/KONFEK/S  | 2299165                   | 1        |
|   | 50   | 10.0 m       | FLK 50/EZ-DR/1000/KONFEK/S | 2299178                   | 1        |

### 3.2 Technical Data

#### General Data

|  |   |
|--|---|
| Maximum permissible operating voltage                  | < 50 V AC / 60 V DC                                 |
| Maximum permissible current carrying capacity per path | 1 A   |
| Maximum conductor resistance                           | ≤ 0.16 Ω/m  |
| Ambient temperature range                              |   |
| Operation  | -20°C ... +50°C                                     |
| Storage/transport                                      | -20°C ... +70°C                                     |
| Conductor cross section                                | 0.14 mm <sup>2</sup> (AWG 26)                       |
| Conductor construction                                 | 7 Litz wires, Cu tin-plated                         |
| Shield   | Tinned copper-braided shield                        |
| Outside diameter                                       |   |
| 14-pos.  | 6.7 mm  |
| 16-pos.  | 7.5 mm  |
| 50-pos.  | 11.0 mm   |
| Assembly   | Insulation displacement, IEC 60352-4/DIN EN 60352-4 |

#### Approvals

|         |             |
|---------|-------------|
| UL, CUL | Applied for |
|---------|-------------|

## 4 Special Lengths

Preprinted round cables are used to connect the PLC front adapters to the corresponding VARIOFACE controller boards. Plug connector strips are fitted on both ends of the cables in accordance with IEC 60603-13/DIN 41651. For shielded cables, a cable end with a ferrule is available additionally as a shielded connection (length: approx. 0.5 m; cable H05V-K 1 mm<sup>2</sup>, black).

The order code for special lengths is defined by three features.

The features listed in the corresponding order are as follows:

- cable type,
- assembly,
- length in meters.

There are two order keys, one for unshielded round cables, FLK EZ-DR/.../.../... and one for shielded round cables, FLK EZ-DR-S/.../.../... The features necessary to clearly identify an order are described below:

#### Cable Type

This specifies the number of individual wires in the cable.

#### Assembly

- none, the ends of the cables are not preassembled;
- 10-pos. female connector at both ends, 10-pos. plug connectors are fitted at both ends of the cable (1:1 connection);
- 14-pos. female connector at both ends, 14-pos. plug connectors are fitted at both ends of the cable (1:1 connection); etc. up to
- 50-pos. female connector at both ends, 50-pos. plug connectors are fitted at both ends of the cable (1:1 connection);
- 14-pos. female connector at one end, 16-pos. female connector at one end, the cable is assembled at one end with a 14-pos. plug connector and at the other end with a 16-pos. plug connector (for SIMATIC S7; no 1:1 connection).

4.1 Features of Permissible Assemblies

| Cable type<br>Assembly   | Unshielded round cables<br>FLK EZ-DR.../.../... |                          |                          |                          |                          |                          |                          |                          |
|--|---|--------------------------|--------------------------|--------------------------|--------------------------|--------------------------|--------------------------|--------------------------|
|  | 10-pos.   | 14-pos.                  | 16-pos.                  | 20-pos.                  | 26-pos.                  | 34-pos.                  | 40-pos.                  | 50-pos.                  |
| No assembly  | 10U/C00/...                                     | 14U/C00/...              | 16U/C00/...              | 20U/C00/...              | 26U/C00/...              | 34U/C00/...              | 40U/C00/...              | 50U/C00/...              |
| 10-pos. socket strip at both ends                                | 10U/C55/... <sup>1</sup>                        |                          |                          |                          |                          |                          |                          |                          |
| 14-pos. socket strip at both ends                                |   | 14U/C23/... <sup>1</sup> |                          |                          |                          |                          |                          |                          |
| 16-pos. socket strip at both ends                                |   |                          | 16U/C58/... <sup>1</sup> |                          |                          |                          |                          |                          |
| 20-pos. socket strip at both ends                                |   |                          |                          | 20U/C61/... <sup>1</sup> |                          |                          |                          |                          |
| 26-pos. socket strip at both ends                                |   |                          |                          |                          | 26U/C63/... <sup>1</sup> |                          |                          |                          |
| 34-pos. socket strip at both ends                                |   |                          |                          |                          |                          | 34U/C65/... <sup>1</sup> |                          |                          |
| 40-pos. socket strip at both ends                                |   |                          |                          |                          |                          |                          | 40U/C30/... <sup>3</sup> |                          |
| 50-pos. socket strip at both ends                                |   |                          |                          |                          |                          |                          |                          | 50U/C38/... <sup>2</sup> |
| 14-pos. socket strip at one end; 16-pos. socket strip at one end |   | 14U/C52/... <sup>1</sup> |                          |                          |                          |                          |                          |                          |

| Cable type<br>Assembly   | Shielded round cables<br>FLK EZ-DR-S.../.../... |                          |                          |  |  |  |                          |                          |
|--|---|--------------------------|--------------------------|--|--|--|--------------------------|--------------------------|
|  |   | 14-pos.                  | 16-pos.                  |  |  |  | 40-pos.                  | 50-pos.                  |
| No assembly  |   | 14S/C00/...              | 16S/C00/...              |  |  |  | 40S/C00/...              | 50S/C00/...              |
| 10-pos. socket strip at both ends                                |   |                          |                          |  |  |  |                          |                          |
| 14-pos. socket strip at both ends                                |   | 14S/C23/... <sup>1</sup> |                          |  |  |  |                          |                          |
| 16-pos. socket strip at both ends                                |   |                          | 16S/C58/... <sup>1</sup> |  |  |  |                          |                          |
| 20-pos. socket strip at both ends                                |   |                          |                          |  |  |  |                          |                          |
| 26-pos. socket strip at both ends                                |   |                          |                          |  |  |  |                          |                          |
| 34-pos. socket strip at both ends                                |   |                          |                          |  |  |  |                          |                          |
| 40-pos. socket strip at both ends                                |   |                          |                          |  |  |  | 40S/C30/... <sup>3</sup> |                          |
| 50-pos. socket strip at both ends                                |   |                          |                          |  |  |  |                          | 50S/C38/... <sup>2</sup> |
| 14-pos. socket strip at one end; 16-pos. socket strip at one end |   | 14S/C52/... <sup>1</sup> |                          |  |  |  |                          |                          |

<sup>1</sup> Straight socket strips fitted at both ends:



<sup>2</sup> Socket strips fitted, straight at one end and angled at the other:



<sup>3</sup> Socket strips fitted, straight at one end and angled at the other:



**4.2 Ordering Data for Round Cables in Special Lengths**

| Description  | Type                   | Order No. | Pcs./Pkt |
|--|------------------------|-----------|----------|
| Assembled round cables, with socket strips in variable lengths |                        |           |          |
| Unshielded   | FLK EZ-DR.../.../...   | 2295059   | 1        |
| Shielded   | FLK EZ-DR-S.../.../... | 2295046   | 1        |

**4.3 Sample Order for Unshielded Round Cable**

Unshielded 50-pos. round cable, assembled with two 50-pos. female connectors, 11.5 m long

| Piece | Order No. | Cable type   | Assembly  | Length [m]     |
|-------|-----------|--|---|----------------|
| 1     | 2295059   | 50U  | C38   | 11,50          |
|       |           | 10U ≙ 10-pos., unshielded<br>14U ≙ 14-pos., unshielded<br>16U ≙ 16-pos., unshielded<br>20U ≙ 20-pos., unshielded<br>26U ≙ 26-pos., unshielded<br>34U ≙ 34-pos., unshielded<br>40U ≙ 40-pos., unshielded<br>50U ≙ 50-pos., unshielded | C00 ≙ no assembly<br>C55 ≙ 10-pos. socket strip at both ends<br>C23 ≙ 14-pos. socket strip at both ends<br>C52 ≙ 14-pos. socket strip at one end,<br>16-pos. socket strip at one end (for S7)<br>C58 ≙ 16-pos. socket strip at both ends<br>C61 ≙ 20-pos. socket strip at both ends<br>C63 ≙ 26-pos. socket strip at both ends<br>C65 ≙ 34-pos. socket strip at both ends<br>C30 ≙ 40-pos. socket strip at both ends<br>C38 ≙ 50-pos. socket strip at both ends | (0.20 m, min.) |

**4.4 Sample Order for Shielded Round Cable**

Unshielded 14-pos. round cable, assembled with two 14-pos. female connectors, 12.75 m long

| Piece | Order No. | Cable type  | Assembly  | Length [m]     |
|-------|-----------|---|---|----------------|
| 1     | 2295046   | 14S   | C23   | 12,75          |
|       |           | 14S ≙ 14-pos., shielded<br>40S ≙ 40-pos., shielded<br>50S ≙ 50-pos., shielded | C00 ≙ no assembly<br>C23 ≙ 14-pos. socket strip at both ends<br>C52 ≙ 14-pos. socket strip at one end,<br>16-pos. socket strip at one end (for S7)<br>C58 ≙ 16-pos. socket strip at both ends<br>C30 ≙ 40-pos. socket strip at both ends<br>C38 ≙ 50-pos. socket strip at both ends | (0.20 m, min.) |



## Данный компонент на территории Российской Федерации

### Вы можете приобрести в компании MosChip.

Для оперативного оформления запроса Вам необходимо перейти по данной ссылке:

<http://moschip.ru/get-element>

Вы можете разместить у нас заказ для любого Вашего проекта, будь то серийное производство или разработка единичного прибора.

В нашем ассортименте представлены ведущие мировые производители активных и пассивных электронных компонентов.

Нашей специализацией является поставка электронной компонентной базы двойного назначения, продукции таких производителей как XILINX, Intel (ex.ALTERA), Vicor, Microchip, Texas Instruments, Analog Devices, Mini-Circuits, Amphenol, Glenair.

Сотрудничество с глобальными дистрибьюторами электронных компонентов, предоставляет возможность заказывать и получать с международных складов практически любой перечень компонентов в оптимальные для Вас сроки.

На всех этапах разработки и производства наши партнеры могут получить квалифицированную поддержку опытных инженеров.

Система менеджмента качества компании отвечает требованиям в соответствии с ГОСТ Р ИСО 9001, ГОСТ РВ 0015-002 и ЭС РД 009

### Офис по работе с юридическими лицами:

105318, г.Москва, ул.Щербаковская д.3, офис 1107, 1118, ДЦ «Щербаковский»

Телефон: +7 495 668-12-70 (многоканальный)

Факс: +7 495 668-12-70 (доб.304)

E-mail: [info@moschip.ru](mailto:info@moschip.ru)

Skype отдела продаж:

moschip.ru

moschip.ru\_4

moschip.ru\_6

moschip.ru\_9