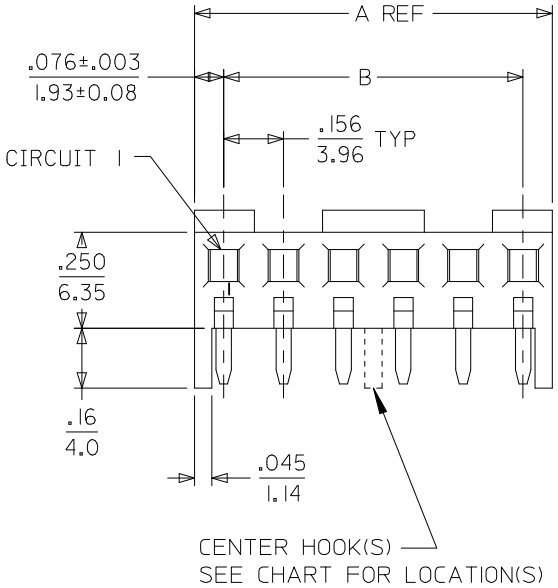

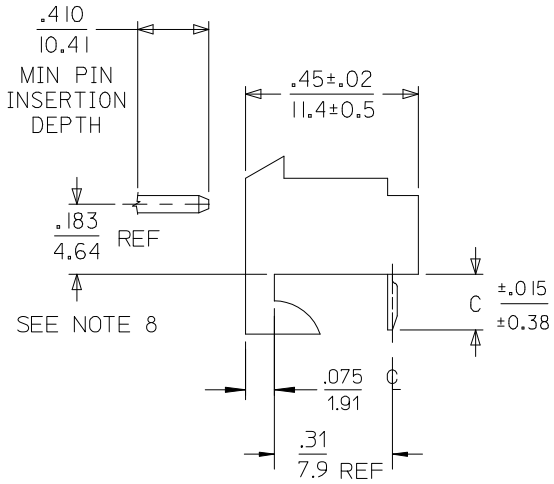

CKT	A	B	CENTER HOOK(S) LOCATED BETWEEN CIRCUITS
02	.308 7.82	.156±.005 3.96±0.13	NONE
03	.464 11.79	.312±.005 7.92±0.13	NONE
04	.620 15.75	.468±.005 11.89±0.13	NONE
05	.776 19.71	.624±.005 15.85±0.13	NONE
06	.932 23.67	.780±.005 19.81±0.13	NONE
07	1.088 27.64	.936±.010 23.77±0.25	NONE
08	1.244 31.60	1.092±.010 27.74±0.25	4 & 5
09	1.400 35.56	1.248±.010 31.70±0.25	4 & 5
10	1.556 39.52	1.404±.010 35.66±0.25	5 & 6
11	1.712 43.48	1.560±.010 39.62±0.25	5 & 6
12	1.868 47.45	1.716±.010 43.59±0.25	4 & 5, 8 & 9
13	2.024 51.41	1.872±.010 47.55±0.25	6 & 7, 11 & 12
14	2.180 55.37	2.028±.014 51.51±0.36	5 & 6, 9 & 10
15	2.336 59.33	2.184±.014 55.47±0.36	5 & 6, 10 & 11

NOTES:
1. HOUSING MATERIAL: NYLON, UL 94V-2
2. FINISH:
   (197) OVERALL REFLOWED MATTE TIN: 0.00152/.000060 MIN.
   OVER 0.00127/.000050 MIN. NICKEL OVERALL.
   (208) SELECT GOLD: .000015/0.00038 MIN.
   SELECT TIN: .000100/0.00254 MIN.
   OVERALL NICKEL UNDERPLATE: .000050/0.00127 MIN.
   (909) OVERALL HOT TIN DIP: .000100/0.00254 MIN.
3. PRODUCT SPECIFICATION: PS-08-50
4. PACKAGING INFO: SEE CHARTS.
5. SOLDERABILITY SPECIFICATION: SMES-152.
6. TOP ENTRY OPTIONS: SEE DRAWING SDA-2145-002.
7. BOTTOM ENTRY OPTIONS: SEE DRAWING SDA-2145-003
8. .183/4.64 DIMENSION IS BOTTOM OF HOUSING TO CENTER OF MATING PIN AND DOES NOT REFLECT CENTER OF THE CONNECTOR HOUSING WINDOW DIMENSION.
9. THIS PART CONFORMS TO CLASS B REQUIREMENTS OF COSMETIC SPECIFICATION.

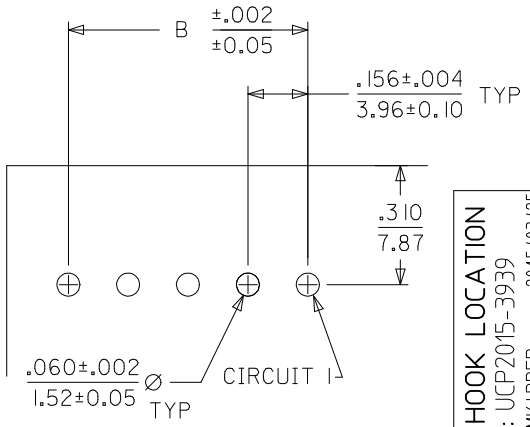

PCB LAYOUT: COMPONENT SIDE
RECOMMENDED PCB THICKNESS: .062/1.57

2*	AA
1	AA1
SHT	REV.

ADD HOOK LOCATION
EC NO: UCP2015-3939
DRWN:MKIPPER 2015/03/25
CH'KD:NNGUYEN 2015/03/25
APPR:FSMITH 2015/03/27
DESCRIPTION
AA1
REV

QUALITY SYMBOLS
F/A =0
F/C =0
F/P =0

GENERAL TOLERANCES (UNLESS SPECIFIED)

	mm	INCH
4 PLACES	± ---	± ---
3 PLACES	± ---	± .010
2 PLACES	± 0.25	± .015
1 PLACE	± 0.38	± ---
0 PLACE	±	±

ANGULAR ±1/2°
DRAFT WHERE APPLICABLE MUST REMAIN WITHIN DIMENSIONS

DIMENSION STYLE: IN/MM
SCALE
DESIGN UNITS: INCH
THIRD ANGLE PROJECTION

DRAWN BY: SAMIEC DATE
CHECKED BY: SAMIEC DATE 98/10/09
APPROVED BY: MARGULIS DATE

TITLE: KK 156 PCB ASSY RIGHT ANGLE ENTRY

molex

MATERIAL NO.: SEE CHART
DOCUMENT NO.: SDA-2145-001
SHEET NO.: 1 OF *

SIZE A

THIS DRAWING CONTAINS INFORMATION THAT IS PROPRIETARY TO MOLEX INCORPORATED AND SHOULD NOT BE USED WITHOUT WRITTEN PERMISSION

KK 156 PCB ASSY
2145 RIGHT ANGLE SERIES

OPTIONS

RAMPS	YES	RAMPS	YES
HOOKS:	YES	HOOKS:	YES
COLOR:	WHITE	COLOR:	WHITE
MOLD VOID:	NONE	MOLD VOID:	NONE
TERM MATL:	PHOS BRONZE	TERM MATL:	PHOS BRONZE
CONTACT:	STANDARD	CONTACT:	STANDARD
PC TAIL (C):	.145 / 3.68	PC TAIL (C):	.145 / 3.68
PLATING:	197 - TIN	PLATING:	208 - GOLD
TERM VOID:	NONE	TERM VOID:	NONE
PACKAGING:	TRAY PK-2145-001	PACKAGING:	TRAY PK-2145-001

Ckts	Material No	Material No
2	09-52-1026	09-62-4027
3	09-52-1036	09-62-4037
4	09-52-1046	09-62-4047
5	09-52-1056	09-62-4057
6	09-52-1066	09-62-4067
7	09-52-1076	09-62-4077
8	09-52-1086	09-62-4087
9	09-52-1096	09-62-4097
10	09-52-1106	09-62-4107
11	09-52-1116	09-62-4117
12	09-52-1126	09-62-4127
13	09-52-1136	09-62-4137
14	09-52-1146	09-62-4147
15	09-52-1156	09-62-4157

REV:		TITLE:	SHEET No.
AA	**2/2/2012** **MMSTROH**	KK 156 PCB ASSY 2145 RIGHT ANGLE SERIES	**- 2 -**

DOCUMENT NUMBER:	CREATED / REVISED BY:	CHECKED BY:	APPROVED BY:
SDA-2145-001	**MMSTROH**	**MKIPPER**	**FSMITH**

KK 156 PCB ASSY
2145 RIGHT ANGLE SERIES

OPTIONS								
	RAMPS	YES					RAMPS	YES
	HOOKS:	YES					HOOKS:	YES
	COLOR:	WHITE					COLOR:	WHITE
	MOLD VOID:	NONE					MOLD VOID:	NONE
	TERM MATL:	BRASS					TERM MATL:	BRASS
	CONTACT:	STANDARD					CONTACT:	STANDARD
	PC TAIL (C):	.145 / 3.68					PC TAIL (C):	.145 / 3.68
	PLT CODE:	197 - TIN					PLT CODE:	P909 – TIN
	TERM VOID:	NONE					TERM VOID:	NONE
	PACKAGING:	TRAY PK-2145-001					PACKAGING:	TRAY PK-2145-001
Ckt	Material No						Material No	
2	09-52-1021						09-52-3021	
3	09-52-1031						09-52-3031	
4	09-52-1041						09-52-3041	
5	09-52-1051						09-52-3051	
6	09-52-1061						09-52-3061	
7	09-52-1071						09-52-3071	
8	09-52-1081						09-52-3081	
9	09-52-1091						09-52-3091	
10	09-52-1101						09-52-3101	
11	09-52-1111						09-52-3111	
12	09-52-1121						09-52-3121	
13	09-52-1131						09-52-3131	
14	09-52-1141						09-52-3141	
15	09-52-1151						09-52-3151	

REV:		TITLE:	SHEET No.
AA	**2/2/2012** **MMSTROH**	KK 156 PCB ASSY 2145 RIGHT ANGLE SERIES	**- 3 -**

DOCUMENT NUMBER:	CREATED / REVISED BY:	CHECKED BY:	APPROVED BY:
SDA-2145-001	**MMSTROH**	**MKIPPER**	**FSMITH**

KK 156 PCB ASSY

2145 RIGHT ANGLE SERIES

OPTIONS								
	RAMPS	YES	RAMPS	YES	RAMPS	NO	RAMPS	YES
	HOOKS:	YES	HOOKS:	YES	HOOKS:	YES	HOOKS:	YES
	COLOR:	BLACK	COLOR:	WHITE	COLOR:	WHITE	COLOR:	WHITE
	MOLD VOID:	NONE	MOLD VOID:	NONE	MOLD VOID:	NONE	MOLD VOID:	NONE
	TERM MATL:	BRASS	TERM MATL:	BRASS	TERM MATL:	BRASS	TERM MATL:	BRASS
	CONTACT:	STANDARD	CONTACT:	STANDARD	CONTACT:	STANDARD	CONTACT:	LOW INSERTION
	PC TAIL (C):	.145 / 3.68	PC TAIL (C):	.145 / 3.68	PC TAIL (C):	.145 / 3.68	PC TAIL (C):	.145 / 3.68
	PLT CODE:	P909 – TIN	PLT CODE:	208 – 15 GOLD	PLT CODE:	P909 – TIN	PLT CODE:	P909 – TIN
	TERM VOID:	NONE	TERM VOID:	NONE	TERM VOID:	NONE	TERM VOID:	NONE
	PACKAGING:	TRAY PK-2145-001	PACKAGING:	TRAY PK-2145-001	PACKAGING:	TRAY PK-2145-001	PACKAGING:	TRAY PK-2145-001
Ckt	Material No		Material No		Material No		Material No	
2	09-53-3021		09-62-3021					
3	09-53-3031		09-62-3031				09-52-3035	
4	09-53-3041		09-62-3041				09-52-3045	
5	09-53-3051		09-62-3051				09-52-3055	
6	09-53-3061		09-62-3061				09-52-3065	
7	09-53-3071		09-62-3071					
8	09-53-3081		09-62-3081				09-52-3085	
9	09-53-3091		09-62-3091		09-52-2097		09-52-3095	
10	09-53-3101		09-62-3101				09-52-3105	
11	09-53-3111		09-62-3111					
12	09-53-3121		09-62-3121				09-52-3125	
13	09-53-3131		09-62-3131					
14	09-53-3141		09-62-3141					
15	09-53-3151		09-62-3151				09-52-3155	

REV:		TITLE:	SHEET No.
AA	**2/2/2012** **MMSTROH**	KK 156 PCB ASSY 2145 RIGHT ANGLE SERIES	**- 4 -**

DOCUMENT NUMBER:	CREATED / REVISED BY:	CHECKED BY:	APPROVED BY:
SDA-2145-001	**MMSTROH**	**MKIPPER**	**FSMITH**

KK 156 PCB ASSY

2145 RIGHT ANGLE SERIES

			RAMPS	YES	RAMPS	YES	RAMPS	
			HOOKS:	YES	HOOKS:	YES	HOOKS:	
			COLOR:	WHITE	COLOR:	WHITE	COLOR:	
			MOLD VOID:	NONE	MOLD VOID:	NONE	MOLD VOID:	
			TERM MATL:	PHOS BRONZE	TERM MATL:	PHOS BRONZE	TERM MATL:	
			CONTACT:	STANDARD	CONTACT:	LOW FORCE	CONTACT:	
			PC TAIL (C):	.145 / 3.68	PC TAIL (C):	.145 / 3.68	PC TAIL (C):	
			PLT CODE:	P909 – TIN	PLT CODE:	197 – TIN	PLT CODE:	
			TERM VOID:	NONE	TERM VOID:	NONE	TERM VOID:	
			PACKAGING:	TRAY PK-2145-001	PACKAGING:	TRAY PK-2145-001	PACKAGING:	
			Material No		Material No		Material No	
			09-52-3028		50-29-0036			
			09-52-3038		50-29-0037 09-52-1030			
			09-52-3048		50-29-0038			
			09-52-3058		50-29-0039			
			09-52-3068		09-52-1060			
			09-52-3078		50-29-0040			
			09-52-3088		09-52-1080			
			09-52-3098		50-29-0041			
			09-52-3108		09-52-1100			
			09-52-3118		50-29-0042			
			09-52-3128		09-52-1120			
			09-52-3138		50-29-0043			
			09-52-3148		09-52-1140			
			09-52-3158		50-29-0044			

REV:		TITLE:	SHEET No.
AA	**2/2/2012** **MMSTROH**	KK 156 PCB ASSY 2145 RIGHT ANGLE SERIES	**- 5 -**

DOCUMENT NUMBER:	CREATED / REVISED BY:	CHECKED BY:	APPROVED BY:
SDA-2145-001	**MMSTROH**	**MKIPPER**	**FSMITH**

TEMPLATE FILENAME: PRODUCT_SPEC[SIZE_A](V.1).DOC

Общество с ограниченной ответственностью «МосЧип» ИНН 7719860671 / КПП 771901001
Адрес: 105318, г.Москва, ул.Щербаковская д.3, офис 1107

Данный компонент на территории Российской Федерации

Вы можете приобрести в компании MosChip.

Для оперативного оформления запроса Вам необходимо перейти по данной ссылке:

http://moschip.ru/get-element

Вы можете разместить у нас заказ для любого Вашего проекта, будь то серийное производство или разработка единичного прибора.

В нашем ассортименте представлены ведущие мировые производители активных и пассивных электронных компонентов.

Нашей специализацией является поставка электронной компонентной базы двойного назначения, продукции таких производителей как XILINX, Intel (ex.ALTERA), Vicor, Microchip, Texas Instruments, Analog Devices, Mini-Circuits, Amphenol, Glenair.

Сотрудничество с глобальными дистрибьюторами электронных компонентов, предоставляет возможность заказывать и получать с международных складов практически любой перечень компонентов в оптимальные для Вас сроки.

На всех этапах разработки и производства наши партнеры могут получить квалифицированную поддержку опытных инженеров.

Система менеджмента качества компании отвечает требованиям в соответствии с ГОСТ Р ИСО 9001, ГОСТ РВ 0015-002 и ЭС РД 009

Офис по работе с юридическими лицами:

105318, г.Москва, ул.Щербаковская д.3, офис 1107, 1118, ДЦ «Щербаковский»

Телефон: +7 495 668-12-70 (многоканальный)

Факс: +7 495 668-12-70 (доб.304)

E-mail: info@moschip.ru

Skype отдела продаж:
moschip.ru
moschip.ru_4
moschip.ru_6
moschip.ru_9