

*RoHS COMPLIANT



BOURNS®

Features

- Wirewound and Hybritron® elements
- High rotational life
- Optional 0.20 % linearity
- Optional A/R lug
- RoHS compliant*
- Suitable for use under side load
- Designed for HMI and MMI applications
- Dual gang option
- Servo mount option

3547 - 3-Turn Precision Potentiometer

Electrical Characteristics ¹	Wirewound Element	Hybritron® Element
Standard Resistance Range.....	1K to 50K ohms.....	1K to 10K ohms
Total Resistance Tolerance.....	±3 %.....	±10 %
Independent Linearity.....	±0.25 %.....	±0.25 %
Independent Linearity (Maximum Practical).....	±0.20 %.....	±0.20 %
Effective Electrical Angle.....	1080 ° +10 °, -0 °.....	1080 ° +10 °, -0 °
Absolute Minimum Resistance/End Voltage.....	1 ohm or 0.1 % maximum..... (whichever is greater)	0.7 % maximum
Noise/Output Smoothness.....	100 ohms maximum.....	0.15 % maximum
Max. Wiper Current @ 5K ohms.....	20 mA.....	10 mA
Dielectric Withstanding Voltage (MIL-STD-202, Method 301)		
Sea Level.....	1,000 VAC minimum.....	1,000 VAC minimum
Insulation Resistance (500 VDC).....	1,000 megohms minimum.....	1,000 megohms minimum
Resolution.....	See How to Order chart.....	Essentially infinite
Power Rating (Voltage Limited By Power Dissipation)		
+70 °C.....	1 watts.....	1 watts
+125 °C.....	0 watt.....	0 watt

Environmental Characteristics ¹	Wirewound Element	Hybritron® Element
Operating Temperature Range		
Dynamic.....	-40 °C to +125 °C.....	-40 °C to +125 °C
Static.....	-55 °C to +125 °C.....	-55 °C to +125 °C
Temperature Coefficient (Over Static Temperature Range).....	±50 ppm/°C.....	±100 ppm/°C
Temperature Cycling (5 Cycles Over Static Temperature Range).....	±2 % TR shift max.....	±4 % TR shift max.
Vibration (15 Gs, 10 Hz to 2 kHz)		
Wiper Bounce.....	0.1 ms max.....	0.1 ms max.
Shock (100 Gs, 6 ms sawtooth)		
Wiper Bounce.....	0.1 ms max.....	0.1 ms max.
Load Life (1,000 hours @ 70 °C).....	±2 % TR shift max.....	±5 % TR shift max.
Rotational Life		
No Load.....	750,000 shaft revolutions.....	1,500,000 shaft revolutions
Powered (MIL-PRF-12934).....	600,000 shaft revolutions.....	1,200,000 shaft revolutions
Moisture Resistance (Mil-Std-202, Method 103).....	±2 % TR shift max.....	±5 % TR shift max.
IP Rating.....	IP 50.....	IP 50

Mechanical Characteristics ¹	Wirewound Element	Hybritron® Element
Mechanical Angle.....	1080 ° +10 °, -0 °	
Backlash.....	1.0 ° max.	
Stop Strength.....	53 N-cm (75 oz-in.) min.	
Torque		
Starting.....	0.5 N-cm (0.7 oz-in.) max.	
Running.....	0.5 N-cm (0.7 oz-in.) max.	
Clutch.....	1.0 to 4.2 N-cm (1.5 to 6.0 oz-in.)	
Mounting.....	170-200 N-cm (15-18 in.-lb.) max.	
Shaft Runout T.I.R.....	0.08 mm (0.003 in.)	
Lateral Runout T.I.R.....	0.13 mm (0.005 in.)	
Shaft End Play T.I.R.....	0.15 mm (0.006 in.)	
Shaft Radial Play T.I.R.....	0.08 mm (0.003 in.)	
Pilot Diameter Runout T.I.R.....	0.08 mm (0.003 in.)	
Weight		
Single.....	18 gm (0.63 oz.) typ.	
Dual.....	34 gm (1.2 oz.) typ.	
Shaft Side Load (Max. Allowable)		
Nickel Plated Brass Shaft w/Brass Bushing.....	50 gm (1.7 ozf)	
Stainless Steel Shaft w/Bronze Bushing.....	250 gm (8.8 ozf)	
Terminals.....	Gold-plated solder lugs	
Soldering Condition		
Manual Soldering.....	96.5Sn/3.0Ag/0.5Cu solid wire or no-clean rosin cored wire, 370 °C (700 °F) max. for 3 seconds	
Wave Soldering.....	96.5Sn/3.0Ag/0.5Cu solder with no-clean flux, 260 °C (500 °F) max. for 5 seconds	
Wash processes.....	Not recommended	
Mounting Hardware.....	One lockwasher and one mounting nut is shipped with each potentiometer	
Recommended Panel Thickness (Bushing Mount).....	2.46-3.81 mm (0.097-0.150 in.)	
Marking.....	Manufacturer's symbol, model number, product code and date code	
Standard Packaging.....	Plastic trays (5 pcs./tray)	

¹At room ambient: +25 °C nominal and 50 % relative humidity nominal, except as noted.
For other options, please consult factory.

*RoHS Directive 2002/95/EC Jan 27, 2003 including Annex.
Specifications are subject to change without notice.
Customers should verify actual device performance in their specific applications.

3547 - 3-Turn Precision Potentiometer



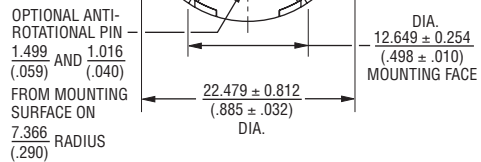
Product Dimensions

Single Gang, Bushing Mount

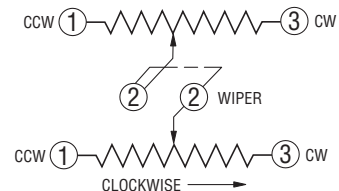


TOLERANCES: EXCEPT WHERE NOTED
 DECIMALS: .XX ± (.02) .XXX ± (.005) .XXXX ± (.0005)
 DIMENSIONS: $\frac{MM}{(IN)}$

Dual Gang, Bushing Mount



Bushing Selection Code	Shaft Dimension "A"	Shaft Material	Bushing Type "B"	Bushing Material
A	$\frac{6.34 \pm 0/-0.022}{(0.2497 \pm 0/-0.0009)}$	Nickel Plated Brass	3/8" 32-UNEF- 2A THD.	Brass
B	$\frac{6.00 \pm 0/-0.022}{(0.2362 \pm 0/-0.0009)}$	Nickel Plated Brass	M9 X 0.75-8g	Brass
C	$\frac{6.34 \pm 0/-0.007}{(0.2497 \pm 0/-0.0003)}$	Stainless Steel	3/8" 32-UNEF- 2A THD.	Bronze
D	$\frac{6.00 \pm 0/-0.007}{(0.2362 \pm 0/-0.0003)}$	Stainless Steel	M9 X 0.75-8g	Bronze
G	$\frac{6.34 \pm 0/-0.007}{(0.2497 \pm 0/-0.0003)}$	Stainless Steel	3/8" 32-UNEF- 2A THD.	Bronze
H	$\frac{6.00 \pm 0/-0.007}{(0.2362 \pm 0/-0.0003)}$	Stainless Steel	M9 X 0.75-8g	Bronze



Specifications are subject to change without notice.
 Customers should verify actual device performance in their specific applications.

3547 - 3-Turn Precision Potentiometer

BOURNS®

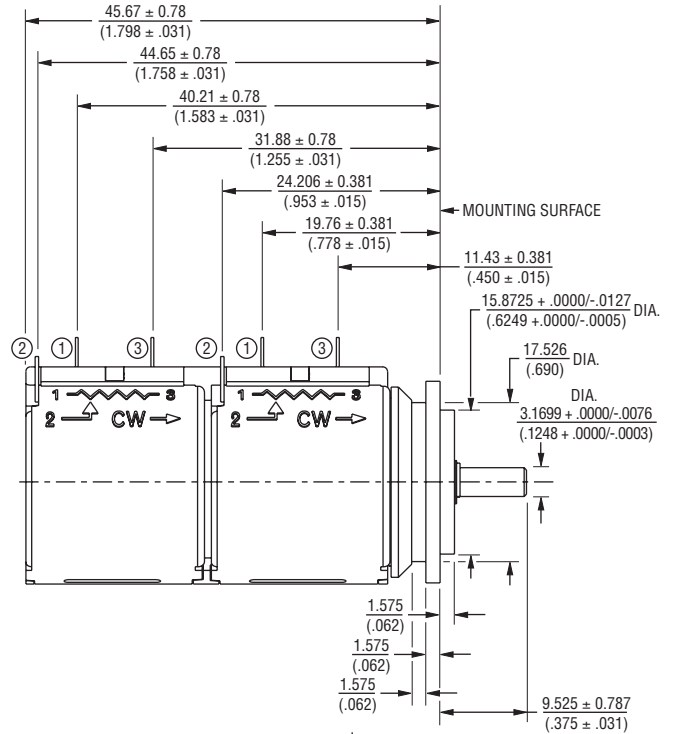
Product Dimensions

Single Gang, Servo Mount



TOLERANCES: EXCEPT WHERE NOTED
 DECIMALS: .XX ± (.50 / .02) .XXX ± (.127 / .005) .XXXX ± (.0127 / .0005)
 DIMENSIONS: $\frac{MM}{(IN)}$

Dual Gang, Servo Mount



3547 - 3-Turn Precision Potentiometer

BOURNS®

Panel Thickness Dimensions

(For Bushing Mount Only)



Anti-rotation pin hole is shown at six o'clock position for reference only. The actual location is determined by the customer's application. Refer to the front view of the potentiometer to see the location of the optional A/R pin.

Panel thickness and hole diameters are recommended for best fit. However, customers may adjust the dimensions to suit their specific application.

DIMENSIONS: $\frac{\text{MM}}{\text{(INCHES)}}$ TOLERANCES: $\pm \frac{0.127}{(.005)}$

How To Order

3 5 4 7 S - 2 A A - 1 0 3 / 1 0 3 A

MODEL DESIGNATOR	
Code	Description
3547	3-Turn

ELEMENT TYPE	
Code	Description
H	Hybritron®
S	Wirewound

NO. OF SECTIONS	
Code	Description
1	Single
2	Dual

ANTI-ROTATION LUG*	
Code	Description
A	None
B	180 °

* Anti-rotation lug is not available for servo mount versions.

INDEPENDENT LINEARITY	
Code	Description
A	0.25 %
B	0.20 %

RESISTANCE**		
Code	Element Type	Resolution
102 (1K ohms)	Hybritron®	—
502 (5K ohms)	Hybritron®	—
103 (10K ohms)	Hybritron®	—
201 (200 ohms)	Wirewound	0.069
501 (500 ohms)	Wirewound	0.054
102 (1K ohms)	Wirewound	0.043
202 (2K ohms)	Wirewound	0.04
502 (5K ohms)	Wirewound	0.038
103 (10K ohms)	Wirewound	0.029
203 (20K ohms)	Wirewound	0.023
503 (50K ohms)	Wirewound	0.017

** For Single gang, use only first three digits. For Dual gang, use six digits separated by a "/".

BUSHING MOUNT						
Code	Shaft FMS	Shaft Dia.	Shaft Material	Bushing Dia.	Bushing Material	Slip Clutch
A	13/16 "	1/4 "	Nickel Plated Brass	3/8 "	Brass	N/A
B	20.6 mm	6 mm	Nickel Plated Brass	9 mm	Brass	N/A
C	13/16 "	1/4 "	Stainless Steel	3/8 "	Bronze	N/A
D	20.6 mm	6 mm	Stainless Steel	9 mm	Bronze	N/A
G	13/16 "	1/4 "	Stainless Steel	3/8 "	Bronze	Yes***
H	20.6 mm	6 mm	Stainless Steel	9 mm	Bronze	Yes***

SERVO MOUNT			
Code	Shaft FMS	Shaft Dia.	Shaft Material
E	3/8 "	1/8 "	Stainless Steel

*** Not available in dual gang version.

REV. 10/11

"Hybritron" is a registered trademark of Bourns, Inc. Specifications are subject to change without notice. Customers should verify actual device performance in their specific applications.

Данный компонент на территории Российской Федерации

Вы можете приобрести в компании MosChip.

Для оперативного оформления запроса Вам необходимо перейти по данной ссылке:

<http://moschip.ru/get-element>

Вы можете разместить у нас заказ для любого Вашего проекта, будь то серийное производство или разработка единичного прибора.

В нашем ассортименте представлены ведущие мировые производители активных и пассивных электронных компонентов.

Нашей специализацией является поставка электронной компонентной базы двойного назначения, продукции таких производителей как XILINX, Intel (ex.ALTERA), Vicor, Microchip, Texas Instruments, Analog Devices, Mini-Circuits, Amphenol, Glenair.

Сотрудничество с глобальными дистрибьюторами электронных компонентов, предоставляет возможность заказывать и получать с международных складов практически любой перечень компонентов в оптимальные для Вас сроки.

На всех этапах разработки и производства наши партнеры могут получить квалифицированную поддержку опытных инженеров.

Система менеджмента качества компании отвечает требованиям в соответствии с ГОСТ Р ИСО 9001, ГОСТ РВ 0015-002 и ЭС РД 009

Офис по работе с юридическими лицами:

105318, г.Москва, ул.Щербаковская д.3, офис 1107, 1118, ДЦ «Щербаковский»

Телефон: +7 495 668-12-70 (многоканальный)

Факс: +7 495 668-12-70 (доб.304)

E-mail: info@moschip.ru

Skype отдела продаж:

moschip.ru

moschip.ru_4

moschip.ru_6

moschip.ru_9