



Main

Range of product	Zelio Time
Product or component type	Universal timing relay
Discrete output type	Relay
Contacts type and composition	2 C/O
Width pitch dimension	1.38 in (35 mm)
Component name	RE88867
Time delay type	A At
Time delay range	0.1...1 s 1...10 h 1...10 min 1...10 s 10...100 h 6...60 min 6...60 s

Complementary

Electrical connection	Plug-in sub-base 11 pin(s)
Contacts material	AgNi (cadmium free)
Line Rated Current	8 A
[Us] rated supply voltage	24 V DC 24...240 V AC at 50/60 Hz
Voltage range	0.85...1.1 Us
Housing material	Self-extinguishing
Repeat accuracy	+/- 0.5 % conforming to IEC 61812-1
Temperature drift	+/- 0.05 %/°C
Voltage drift	+/- 0.2 %/V
Setting accuracy of time delay	+/- 10 % of full scale at 25 °C conforming to IEC 61812-1
Minimum pulse duration	100 ms under load 30 ms
Reset time	100 ms on de-energisation
On-load factor	100 %
Power consumption in VA	32 VA 240 V
Power consumption in W	0.6 W 24 V 1.5 W 240 V
Breaking capacity	2000 VA
Breaking capacity	80 W
Minimum switching current	10 mA
Maximum switching current	8 A
Maximum switching voltage	250 V
Electrical durability	100000 cycles 8 A at 250 V resistive
Mechanical durability	5000000 cycles
[Uimp] rated impulse withstand voltage	5 kV 1.2...50 µs conforming to IEC 60664-1 5 kV for 1.2...50 µs conforming to IEC 61812-1
Marking	CE
Creepage distance	4 kV/3 conforming to IEC 60664-1
Surge withstand	1 kV (differential mode) conforming to IEC 61000-4-5 level 3 2 kV (common mode) conforming to IEC 61000-4-5 level 3
Local signalling	LED indicator green flashing: timing in progress LED indicator green on steady: relay energised, no timing in progress LED indicator green pulsing: relay energised, no timing in progress
Product weight	0.18 lb(US) (0.08 kg)

The information provided in this documentation contains general descriptions and/or technical characteristics of the products contained herein. This documentation is not intended as a substitute for and is not to be used for determining suitability or reliability of these products for specific user applications. It is the duty of any such user or integrator to perform the appropriate and complete risk analysis, evaluation and testing of the products with respect to the relevant specific application or use thereof. Neither Schneider Electric Industries SAS nor any of its affiliates or subsidiaries shall be responsible or liable for misuse of the information contained herein.

Environment

immunity to microbreaks	> 10 ms
dielectric strength	2.5 kV 1 mA/1 minute 50 Hz conforming to IEC 61812-1
standards	73/23/EEC 89/336/EEC 93/68/EEC EN 50081-1/2 EN 50082-1/2 IEC 60669-2-3 IEC 61812-1
product certifications	CSA CURus GL
ambient air temperature for operation	-4...140 °F (-20...60 °C)
ambient air temperature for storage	-22...140 °F (-30...60 °C)
IP degree of protection	IP20 (terminal block) conforming to IEC 60529 IP40 (housing) conforming to IEC 60529 IP50 (front panel) conforming to IEC 60529
vibration resistance	0.35 mm (f = 10...55 Hz) conforming to IEC 60068-2-6
relative humidity	93 % without condensation conforming to IEC 60068-2-3
resistance to electrostatic discharge	6 kV (in contact) conforming to IEC 61000-4-2 level 3 8 kV (in air) conforming to IEC 61000-4-2 level 3
resistance to electromagnetic fields	9.14 V/yd (10 V/m), 80 MHz to 1 GHz conforming to ENV 50140/204 level 3 9.14 V/yd (10 V/m), 80 MHz to 1 GHz conforming to IEC 61000-4-3 level 3
resistance to fast transients	1 kV, capacitive connecting clip conforming to IEC 61000-4-4 level 3 2 kV, direct conforming to IEC 61000-4-4 level 3
immunity to radioelectric fields	10 V (0.15...80 MHz) conforming to ENV 50141 (IEC 61000-4-6)
immunity to voltage dips	30 % / 10 ms conforming to IEC 61000-4-11 60 % / 100 ms conforming to IEC 61000-4-11 95 % / 5 s conforming to IEC 61000-4-11
disturbance radiated/conducted	Class B conforming to EN 55022 (EN 55011 group 1)

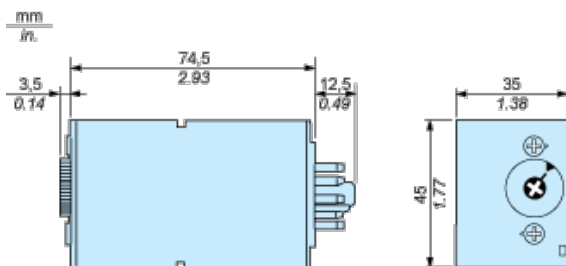
Offer Sustainability

WARNING: This product can expose you to chemicals including:	WARNING: This product can expose you to chemicals including:
Nickel compounds, which is known to the State of California to cause cancer, and	Nickel compounds, which is known to the State of California to cause cancer, and
Di-isodecyl phthalate (DIDP), which is known to the State of California to cause birth defects or other reproductive harm.	Di-isodecyl phthalate (DIDP), which is known to the State of California to cause birth defects or other reproductive harm.
For more information go to www.p65warnings.ca.gov	For more information go to www.p65warnings.ca.gov

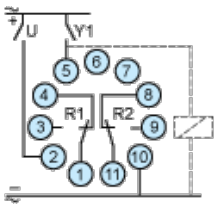
Contractual warranty

Warranty period	18 months
-----------------	-----------

Width 35 mm



Wiring Diagram



Function A : Power on Delay Relay

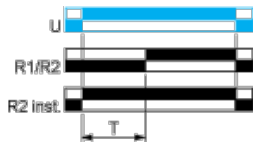
Description

The timing period T begins on energisation. After timing, the output(s) R close(s). The second output can be either timed or instantaneous.

Function: 1 Output



Function: 2 Outputs



2 timed outputs (R1/R2) or 1 timed output (R1) and 1 instantaneous output (R2 inst.)

Function At : Power on Delay Relay (Summation) with Control Signal

Description

After power-up, the first opening of control contact C starts the timing. Timing can be interrupted each time control contact closes. When the cumulative total of time periods elapsed reaches the pre-set value T, the output relay closes.

Function: 1 Output



$$T = t_1 + t_2 + \dots$$

Legend

Relay de-energised

Relay energised

Output open

Output closed

C Control contact

G Gate

R Relay or solid state output

R1/R22 timed outputs

R2 The second output is instantaneous if the right position is selected **inst.**

T Timing period

Ta - Adjustable On-delay

Tr - Adjustable Off-delay

U Supply

Данный компонент на территории Российской Федерации

Вы можете приобрести в компании MosChip.

Для оперативного оформления запроса Вам необходимо перейти по данной ссылке:

<http://moschip.ru/get-element>

Вы можете разместить у нас заказ для любого Вашего проекта, будь то серийное производство или разработка единичного прибора.

В нашем ассортименте представлены ведущие мировые производители активных и пассивных электронных компонентов.

Нашей специализацией является поставка электронной компонентной базы двойного назначения, продукции таких производителей как XILINX, Intel (ex.ALTERA), Vicor, Microchip, Texas Instruments, Analog Devices, Mini-Circuits, Amphenol, Glenair.

Сотрудничество с глобальными дистрибьюторами электронных компонентов, предоставляет возможность заказывать и получать с международных складов практически любой перечень компонентов в оптимальные для Вас сроки.

На всех этапах разработки и производства наши партнеры могут получить квалифицированную поддержку опытных инженеров.

Система менеджмента качества компании отвечает требованиям в соответствии с ГОСТ Р ИСО 9001, ГОСТ РВ 0015-002 и ЭС РД 009

Офис по работе с юридическими лицами:

105318, г.Москва, ул.Щербаковская д.3, офис 1107, 1118, ДЦ «Щербаковский»

Телефон: +7 495 668-12-70 (многоканальный)

Факс: +7 495 668-12-70 (доб.304)

E-mail: info@moschip.ru

Skype отдела продаж:

moschip.ru

moschip.ru_4

moschip.ru_6

moschip.ru_9