


# Type AHA

## SMT Aluminum Electrolytic Capacitors -55 °C to +105 °C - Long Life

### Long Life Filtering, Bypassing, Power Supply Decoupling



Type AHA Capacitors deliver twice the life of many SMT aluminum capacitor types, and they handle high levels of ripple current. The AHA can handle the ripple current of Type AVS at 20 °C higher temperature. The vertical cylindrical cases facilitate automatic mounting and reflow soldering and Type AHA offers a significant cost savings over tantalum capacitors.

### Highlights

- +105 °C, Up to 2000 Hour Load Life
- Capacitance Range: 0.1 µF to 1500 µF
- Voltage Range: 6.3 Vdc to 100 Vdc

### Specifications

**Operating Temperature:** -55 °C to +105 °C

**Rated Voltage:** 6.3, 10, 16, 25, 35, 50, 63 & 100 Vdc

**Capacitance:** 0.1 µF to 1500 µF

**D.F. (@ 20 °C):** See Ratings Table

**Capacitance Tolerance:** 20% @ 120 Hz and +20 °C

**Leakage Current:** 0.01 CV or 3 µA @ +20°C after two minutes (whichever is greater)

**Ripple Current Multipliers:** **Frequency**

50/60 Hz	120 Hz	1 kHz	10 kHz & up
0.7	1	1.3	1.7

**Load Life:** 1000 h @ +105 °C, 4.0 - 6.3 mm dia.  
2000 h @ +105 °C, 8.0 - 10.0 mm dia.

Δ Capacitance ±20%

DF: < 200% of limit

DCL: ≤100% of limit

**Shelf Life:** 1000 h @ +105 °C

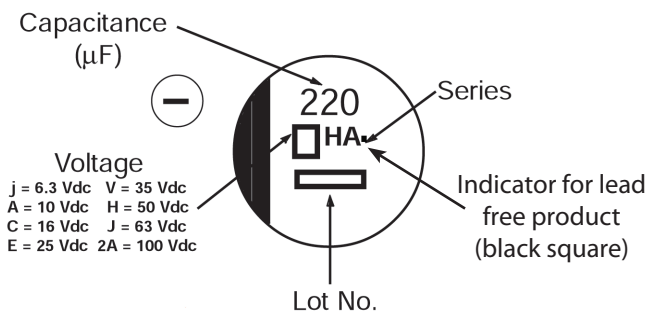
Δ Capacitance ±20%

DF: < 200% of limit

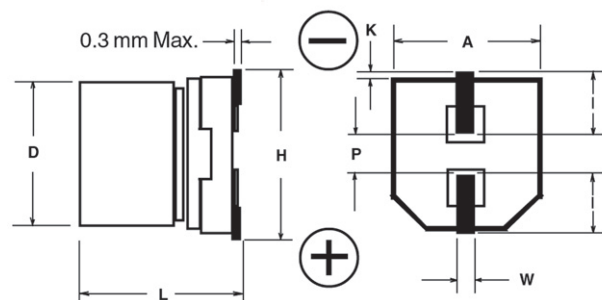
DCL: ≤100% of limit

Maximum Impedance Ratio at 120 Hz								
W.V. Vdc	6.3	10	16	25	35	50	63	100
-25 °C / +20 °C	4	3	2	2	2	2	3	3
-40 °C / +20 °C	8	6	4	4	3	3	4	4

### AHA Series Marking



### Outline Drawing



# Type AHA

## SMT Aluminum Electrolytic Capacitors -55 °C to +105 °C - Long Life

### Case Dimensions

Case								
Code	D ± 0.5	L	A ± 0.2	H (max)	I (ref)	W	P (ref)	K
B	4	5.4 +.1,-.2	4.3	5.5	1.8	0.65 ± 0.1	1	0.35 + 0.15/-0.20
C	5	5.4 +.1,-.2	5.3	6.5	2.2	0.65 ± 0.1	1.5	0.35 + 0.15/-0.20
D	6.3	5.4 +.1,-.2	6.6	7.8	2.6	0.65 ± 0.1	1.8	0.35 + 0.15/-0.20
X	6.3	7.7 ±.3	6.6	7.8	2.6	0.65 ± 0.1	1.8	0.35 + 0.15/-0.20
E	8	6.2 ±.3	8.3	9.5	3.4	0.65 ± 0.1	2.2	0.35 + 0.15/-0.20
F	8	10.2 ±.3	8.3	10	3.4	0.90 ± 0.2	3.1	0.70 ± 0.20
G	10	10.2 ±.3	10.3	12	3.5	0.90 ± 0.2	4.6	0.70 ± 0.20

### Ratings

Cap Cap (µF)	Catalog Part Number	Max DCL 2 min. (µA)	Max DF 120 Hz /20 °C	Max ESR 120 Hz /20 °C (Ω)	Max Ripple Current 120 Hz /105 °C (mA)	Case Code	Size D x L (mm)	Quantity per Reel
<b>6.3 Vdc ( 8 Vdc Surge)</b>								
22.0	AHA226M06B12T-F	3.0	0.30	22.6	29	B	4 x 5.4	2000
33.0	AHA336M06B12T-F	3.0	0.35	17.6	29	B	4 x 5.4	2000
47.0	AHA476M06B12T-F	3.0	0.35	12.3	36	B	4 x 5.4	2000
47.0	AHA476M06C12T-F	3.0	0.30	10.6	46	C	5 x 5.4	1000
100.0	AHA107M06C12T-F	6.3	0.35	5.8	47	C	5 x 5.4	1000
100.0	AHA107M06D16T-F	6.3	0.30	5.0	71	D	6.3 x 5.4	1000
220.0	AHA227M06D16T-F	13.9	0.35	2.6	74	D	6.3 x 5.4	1000
330.0	AHA337M06X16T-F	20.8	0.30	1.5	105	X	6.3 x 7.7	900
330.0	AHA337M06F24T-F	20.8	0.35	1.8	230	F	8 x 10.2	500
470.0	AHA477M06F24T-F	29.6	0.35	1.2	300	F	8 x 10.2	500
1000.0	AHA108M06F24T-F	63.0	0.35	0.6	300	F	8 x 10.2	500
1000.0	AHA108M06G24T-F	63.0	0.35	0.6	400	G	10 x 10.2	500
1500.0	AHA158M06G24T-F	94.5	0.35	0.4	480	G	10 x 10.2	500
<b>10 Vdc ( 13 Vdc Surge)</b>								
22.0	AHA226M10B12T-F	3.0	0.30	22.6	28	B	4 x 5.4	2000
33.0	AHA336M10B12T-F	3.3	0.30	15.1	29	B	4 x 5.4	2000
33.0	AHA336M10C12T-F	3.3	0.22	11.1	43	C	5 x 5.4	1000
47.0	AHA476M10C12T-F	4.7	0.30	10.6	43	C	5 x 5.4	1000
100.0	AHA107M10D16T-F	10.0	0.30	5.0	70	D	6.3 x 5.4	1000
100.0	AHA107M10E16T-F	10.0	0.26	4.3	110	E	8 x 6.2	1000
220.0	AHA227M10X16T-F	22.0	0.22	1.7	105	X	6.3 x 7.7	900
220.0	AHA227M10F24T-F	22.0	0.26	2.0	160	F	8 x 10.2	500
470.0	AHA477M10F24T-F	47.0	0.26	0.9	200	F	8 x 10.2	500
470.0	AHA477M10G24T-F	47.0	0.26	0.9	270	G	10 x 10.2	500
1000.0	AHA108M10G24T-F	100.0	0.26	0.4	580	G	10 x 10.2	500
<b>16 Vdc ( 20 Vdc Surge)</b>								
10.0	AHA106M16B12T-F	3.0	0.16	26.5	28	B	4 x 5.4	2000
22.0	AHA226M16B12T-F	3.5	0.26	19.6	28	B	4 x 5.4	2000
22.0	AHA226M16C12T-F	3.5	0.16	12.1	39	C	5 x 5.4	1000
33.0	AHA336M16C12T-F	5.3	0.26	13.1	35	C	5 x 5.4	1000
47.0	AHA476M16C12T-F	7.5	0.26	9.2	39	C	5 x 5.4	1000
47.0	AHA476M16D16T-F	7.5	0.16	5.6	70	D	6.3 x 5.4	1000
100.0	AHA107M16D16T-F	16.0	0.26	4.3	70	D	6.3 x 5.4	1000
220.0	AHA227M16X16T-F	35.2	0.16	1.2	105	X	6.3 x 7.7	900
220.0	AHA227M16F24T-F	35.2	0.20	1.5	150	F	8 x 10.2	500
220.0	AHA227M16G24T-F	35.2	0.20	1.5	210	G	10 x 10.2	500
330.0	AHA337M16F24T-F	52.8	0.20	1.0	170	F	8 x 10.2	500
330.0	AHA337M16G24T-F	52.8	0.20	1.0	230	G	10 x 10.2	500
470.0	AHA477M16F24T-F	75.2	0.20	0.7	190	F	8 x 10.2	500
470.0	AHA477M16G24T-F	75.2	0.20	0.7	340	G	10 x 10.2	500
<b>25 Vdc ( 31 Vdc Surge)</b>								
4.7	AHA475M25B12T-F	3.0	0.14	49.4	22	B	4 x 5.4	2000
10.0	AHA106M25B12T-F	3.0	0.20	33.2	22	B	4 x 5.4	2000
10.0	AHA106M25C12T-F	3.0	0.14	23.2	28	C	5 x 5.4	1000
22.0	AHA226M25C12T-F	5.5	0.20	15.1	35	C	5 x 5.4	1000
22.0	AHA226M25D16T-F	5.5	0.14	10.6	55	D	6.3 x 5.4	1000
33.0	AHA336M25C12T-F	8.3	0.20	10.0	42	C	5 x 5.4	1000
33.0	AHA336M25D16T-F	8.3	0.14	7.0	65	D	6.3 x 5.4	1000
47.0	AHA476M25D16T-F	11.8	0.20	7.1	70	D	6.3 x 5.4	1000
47.0	AHA476M25E16T-F	11.8	0.16	5.6	91	E	8 x 6.2	1000
100.0	AHA107M25E16T-F	25.0	0.16	2.7	91	E	8 x 6.2	1000
100.0	AHA107M25F24T-F	25.0	0.16	2.7	130	F	8 x 10.2	500
220.0	AHA227M25F24T-F	55.0	0.16	1.2	160	F	8 x 10.2	500
220.0	AHA227M25G24T-F	55.0	0.16	1.2	190	G	10 x 10.2	500
330.0	AHA337M25F24T-F	82.5	0.16	0.8	180	F	8 x 10.2	500
330.0	AHA337M25G24T-F	82.5	0.16	0.8	340	G	10 x 10.2	500
470.0	AHA477M25G24T-F	117.5	0.16	0.6	360	G	10 x 10.2	500

# Type AHA

## SMT Aluminum Electrolytic Capacitors -55 °C to +105 °C - Long Life

Cap Cap (µF)	Catalog Part Number	Max DCL 2 min. (µA)	Max DF 120 Hz /20 °C	Max ESR 120 Hz /20 °C (Ω)	Max Ripple Current 120 Hz /105 °C (mA)	Case Code	Size D x L (mm)	Quantity per Reel
<b>35 Vdc (44 Vdc Surge)</b>								
4.7	AHA475M35B12T-F	3.0	0.12	42.3	22	B	4 x 5.4	2000
10.0	AHA106M35B12T-F	3.6	0.16	26.5	22	B	4 x 5.4	2000
10.0	AHA106M35C12T-F	3.6	0.12	19.9	30	C	5 x 5.4	1000
22.0	AHA226M35C12T-F	7.7	0.16	12.1	35	C	5 x 5.4	1000
22.0	AHA226M35D16T-F	7.7	0.12	9.0	60	D	6.3 x 5.4	1000
33.0	AHA336M35D16T-F	11.6	0.16	8.0	42	D	6.3 x 5.4	1000
33.0	AHA336M35E16T-F	11.6	0.14	7.0	84	E	8 x 6.2	1000
47.0	AHA476M35E16T-F	16.5	0.14	4.9	84	E	8 x 6.2	1000
47.0	AHA476M35F24T-F	16.5	0.14	4.9	98	F	8 x 10.2	500
100.0	AHA107M35X16T-F	35.0	0.12	2.0	84	X	6.3 x 7.7	900
100.0	AHA107M35F24T-F	35.0	0.14	2.3	120	F	8 x 10.2	500
100.0	AHA107M35G24T-F	35.0	0.14	2.3	160	G	10 x 10.2	500
220.0	AHA227M35F24T-F	77.0	0.14	1.1	170	F	8 x 10.2	500
220.0	AHA227M35G24T-F	77.0	0.14	1.1	210	G	10 x 10.2	500
330.0	AHA337M35G24T-F	115.5	0.14	0.7	250	G	10 x 10.2	500
<b>50 Vdc (63 Vdc Surge)</b>								
0.10	AHA104M50B12T-F	3.0	0.12	1990.0	1	B	4 x 5.4	2000
0.22	AHA224M50B12T-F	3.0	0.12	905.0	2	B	4 x 5.4	2000
0.33	AHA334M50B12T-F	3.0	0.12	603.0	3	B	4 x 5.4	2000
0.47	AHA474M50B12T-F	3.0	0.12	424.0	5	B	4 x 5.4	2000
1.0	AHA105M50B12T-F	3.0	0.12	199.0	10	B	4 x 5.4	2000
2.2	AHA225M50B12T-F	3.0	0.12	90.5	16	B	4 x 5.4	2000
3.3	AHA335M50B12T-F	3.0	0.12	60.3	16	B	4 x 5.4	2000
4.7	AHA475M50C12T-F	3.0	0.12	42.4	23	C	5 x 5.4	1000
10.0	AHA106M50D16T-F	5.0	0.12	19.9	35	D	6.3 x 5.4	1000
22.0	AHA226M50E16T-F	11.0	0.12	9.0	70	E	8 x 6.2	1000
33.0	AHA336M50X16T-F	16.5	0.12	6.0	60	X	6.3 x 7.7	900
33.0	AHA336M50E16T-F	16.5	0.12	6.0	70	E	8 x 6.2	1000
33.0	AHA336M50F24T-F	16.5	0.12	6.0	91	F	8 x 10.2	500
47.0	AHA476M50X16T-F	23.5	0.12	4.2	63	X	6.3 x 7.7	900
47.0	AHA476M50F24T-F	23.5	0.12	4.2	95	F	8 x 10.2	500
47.0	AHA476M50G24T-F	23.5	0.12	4.2	100	G	10 x 10.2	500
100.0	AHA107M50F24T-F	50.0	0.12	2.0	110	F	8 x 10.2	500
100.0	AHA107M50G24T-F	50.0	0.12	2.0	120	G	10 x 10.2	500
220.0	AHA227M50G24T-F	110.0	0.12	0.9	150	G	10 x 10.2	500
<b>63 Vdc (75 Vdc Surge)</b>								
10.0	AHA106M63E16T-F	6.3	0.18	29.9	25	E	8 x 6.2	1000
22.0	AHA226M63E16T-F	13.9	0.18	13.6	30	E	8 x 6.2	1000
22.0	AHA226M63F24T-F	13.9	0.18	13.6	30	F	8 x 10.2	500
33.0	AHA336M63G24T-F	20.8	0.18	9.0	45	G	10 x 10.2	500
47.0	AHA476M63F24T-F	29.6	0.18	6.3	50	F	8 x 10.2	500
47.0	AHA476M63G24T-F	29.6	0.18	6.3	50	G	10 x 10.2	500
<b>100 Vdc (125 Vdc Surge)</b>								
3.3	AHA335M2AE16T-F	3.3	0.18	90.5	30	E	8 x 6.2	1000
4.7	AHA475M2AE16T-F	4.7	0.18	63.5	30	E	8 x 6.2	1000
4.7	AHA475M2AF24T-F	4.7	0.18	63.5	50	F	8 x 10.2	500
10.0	AHA106M2AF24T-F	10.0	0.18	29.8	55	F	8 x 10.2	500
22.0	AHA226M2AF24T-F	22.0	0.18	13.6	55	F	8 x 10.2	500
22.0	AHA226M2AG24T-F	22.0	0.18	13.6	60	G	10 x 10.2	500
33.0	AHA336M2AG24T-F	33.0	0.18	9.0	65	G	10 x 10.2	500

### Part Numbering System

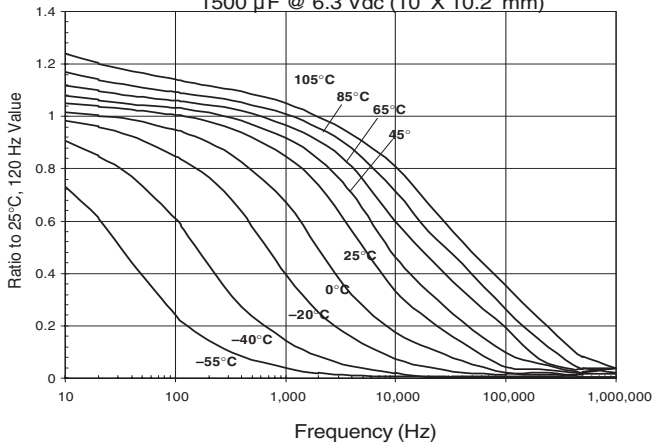
<b>AHA</b>	<b>106</b>	<b>M</b>	<b>16</b>	<b>B</b>	<b>12T</b>	<b>- F</b>
<b>Series</b>	<b>Capacitance</b>	<b>Capacitance</b>	<b>Voltage</b>	<b>Case</b>	<b>Packaging</b>	<b>RoHS</b>
	104 = 0.1 µF	<b>Tolerance</b>	06 = 6.3 Vdc 35 = 35 Vdc	<b>Code</b>	<b>Information</b>	<b>Compliant</b>
	105 = 1.0 µF	M = ±20%	10 = 10 Vdc 50 = 50 Vdc	B = B	12 = Carrier Tape	
	106 = 10.0 µF		16 = 16 Vdc 63 = 63 Vdc		Width (mm)	
	107 = 100.0 µF		25 = 25 Vdc 2A = 100 Vdc		T = Tape & Reel	
	108 = 1000.0 µF				B = Bulk	

# Type AHA

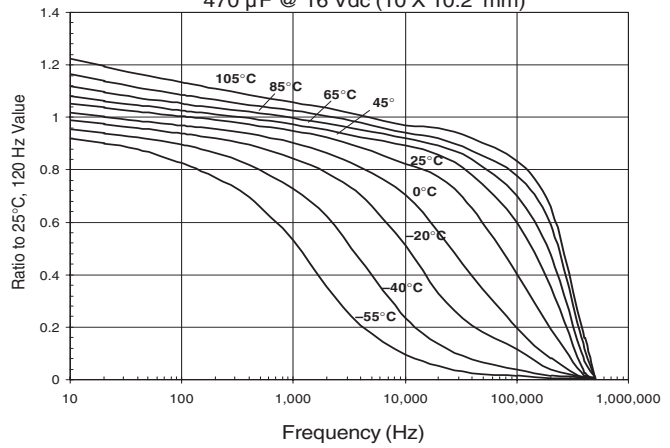
## SMT Aluminum Electrolytic Capacitors -55 °C to +105 °C - Long Life

### Typical Performance Curves

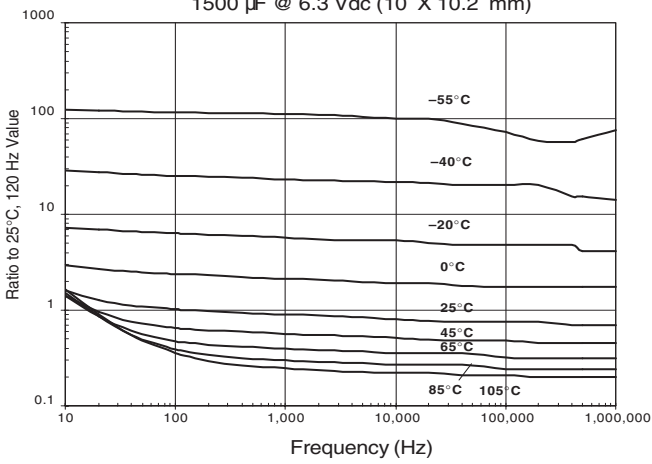
Capacitance vs. Temperature & Frequency  
1500  $\mu$ F @ 6.3 Vdc (10 X 10.2 mm)



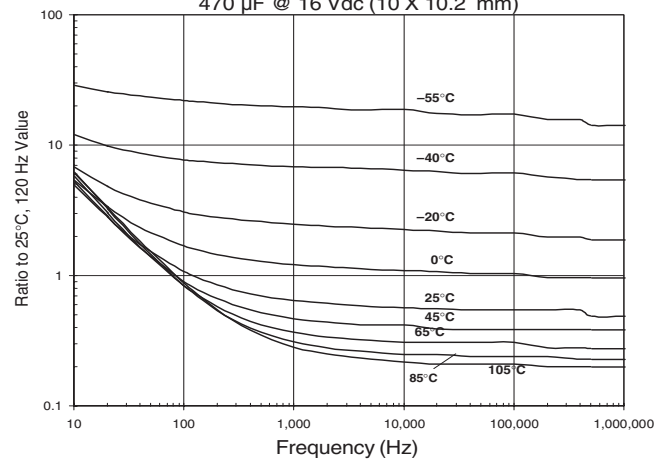
Capacitance vs. Temperature & Frequency  
470  $\mu$ F @ 16 Vdc (10 X 10.2 mm)



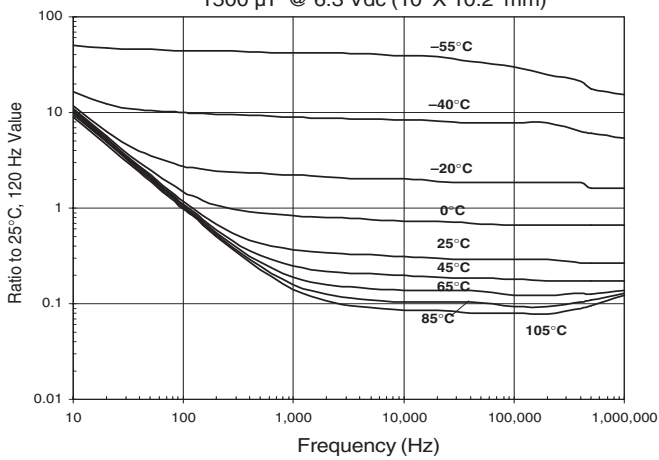
ESR vs. Temperature and Frequency  
1500  $\mu$ F @ 6.3 Vdc (10 X 10.2 mm)



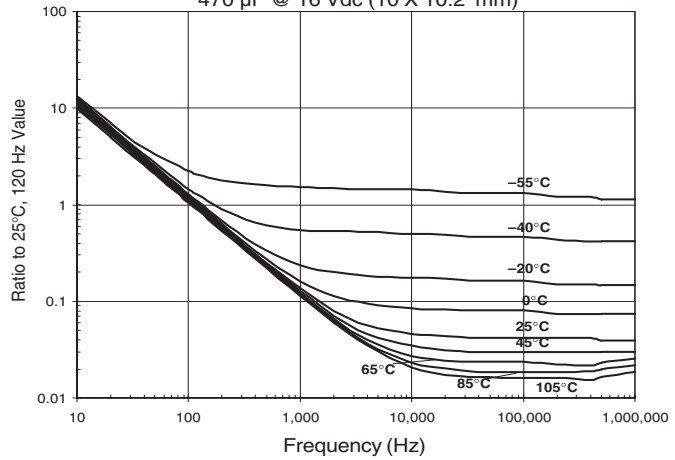
ESR vs. Temperature and Frequency  
470  $\mu$ F @ 16 Vdc (10 X 10.2 mm)



Impedance vs. Temperature and Frequency  
1500  $\mu$ F @ 6.3 Vdc (10 X 10.2 mm)



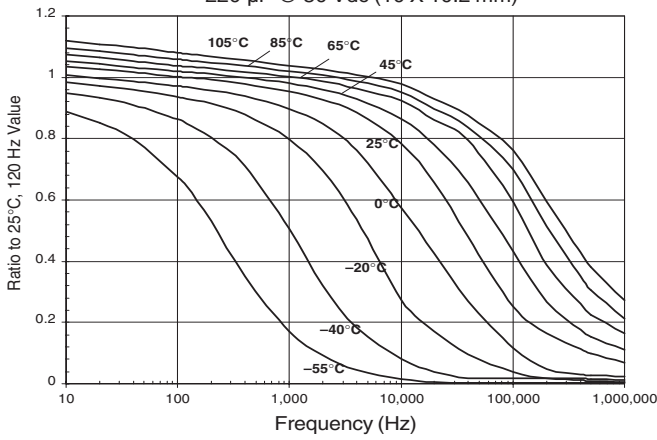
Impedance vs. Temperature and Frequency  
470  $\mu$ F @ 16 Vdc (10 X 10.2 mm)



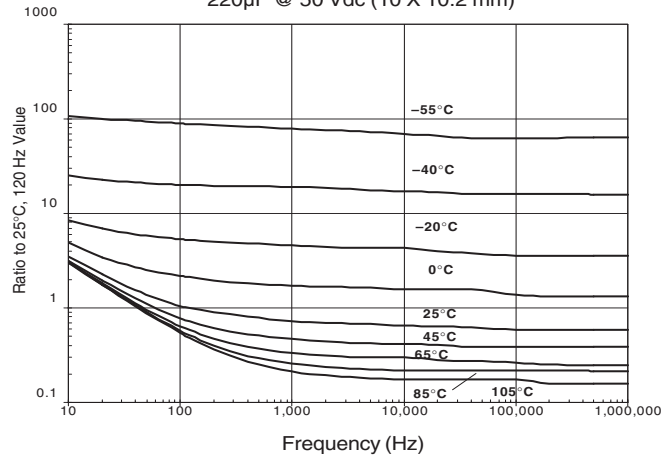
# Type AHA

## SMT Aluminum Electrolytic Capacitors -55 °C to +105 °C - Long Life

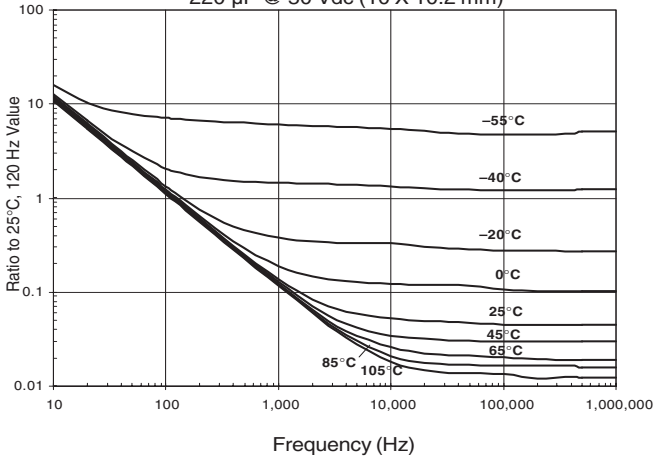
Capacitance vs. Temperature & Frequency  
220 μF @ 50 Vdc (10 X 10.2 mm)



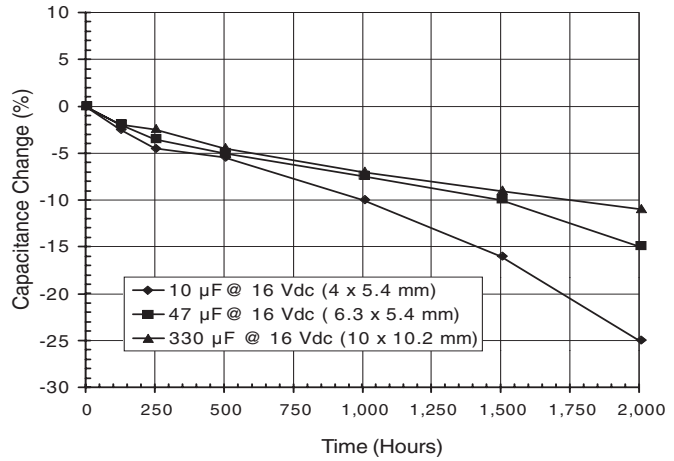
ESR vs. Temperature and Frequency  
220μF @ 50 Vdc (10 X 10.2 mm)



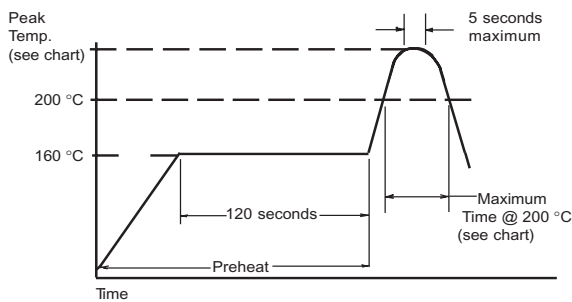
Impedance vs. Temperature and Frequency  
220 μF @ 50 Vdc (10 X 10.2 mm)



Capacitance Change vs Time



## Reflow Soldering Temperature Profile for Part Numbers Ending in -F



Case Code	Peak Temperature (°C)	Max. Time at or above 200°C (sec.)	Number of Reflow Processes
B, C, D, X	250	60	1
E, F, G	235	60	1

See SMT application guide for land pattern, tape and reel specifications, and cleaning information.

## Данный компонент на территории Российской Федерации

### Вы можете приобрести в компании MosChip.

Для оперативного оформления запроса Вам необходимо перейти по данной ссылке:

<http://moschip.ru/get-element>

Вы можете разместить у нас заказ для любого Вашего проекта, будь то серийное производство или разработка единичного прибора.

В нашем ассортименте представлены ведущие мировые производители активных и пассивных электронных компонентов.

Нашей специализацией является поставка электронной компонентной базы двойного назначения, продукции таких производителей как XILINX, Intel (ex.ALTERA), Vicor, Microchip, Texas Instruments, Analog Devices, Mini-Circuits, Amphenol, Glenair.

Сотрудничество с глобальными дистрибьюторами электронных компонентов, предоставляет возможность заказывать и получать с международных складов практически любой перечень компонентов в оптимальные для Вас сроки.

На всех этапах разработки и производства наши партнеры могут получить квалифицированную поддержку опытных инженеров.

Система менеджмента качества компании отвечает требованиям в соответствии с ГОСТ Р ИСО 9001, ГОСТ РВ 0015-002 и ЭС РД 009

### Офис по работе с юридическими лицами:

105318, г.Москва, ул.Щербаковская д.3, офис 1107, 1118, ДЦ «Щербаковский»

Телефон: +7 495 668-12-70 (многоканальный)

Факс: +7 495 668-12-70 (доб.304)

E-mail: [info@moschip.ru](mailto:info@moschip.ru)

Skype отдела продаж:

moschip.ru

moschip.ru\_4

moschip.ru\_6

moschip.ru\_9