

SHORTER BEHIND PANEL DEPTH



The HTWM offers the same performance as the standard HTW Proportional Thumbwheel but with a much shorter behind panel depth, ideal for use in grip, armrest and panel applications. Available with eight output options, the HTWM offers a spring-return-to-center, single axis thumbwheel actuator that provides linear change in voltage output in either direction from center. Options include increasing or decreasing voltage output from the center position to the full travel position, and single or dual (redundant) outputs per axis. The HTWM offers snap-in style mounting and a three million cycle rotational life. The HTWM electronics are sealed to IP68S and have excellent EMI/RFI immunity.

Features:

- Shorter behind panel depth: 0.96" max.
- 8 output options
- Spring-return-to-center single axis actuator
- Rocker switch style mounting
- 3 million cycle rotational life
- Electronics sealed to IP68S
- Excellent EMI/RFI immunity
- RoHS/WEEE/Reach compliant

Standard Characteristics/Ratings:

MECHANICAL:

Mechanical Life: 3,000,000 full forward to full back

Max Allowable Radial Load: 30.0 lbs.

ELECTRICAL RATINGS: Rated at Vcc = 5V @ 25°C Load = 1mA (4.7KΩ)

| Electrical | Units | Min | Typ | Max |
|--|-------|-------|-----|-------|
| Supply Voltage | VDC | 4.5 | 5 | 5.5 |
| Output Voltage Tolerance at Center @ 5V Vcc | VDC | -0.25 | N/A | +0.25 |
| Output Voltage Tolerance at Full Travel @ 5V Vcc | VDC | -0.25 | N/A | +0.25 |
| Supply Current Per Sensor | mA | N/A | N/A | 10 |

ELECTRONICS:

Seal Integrity: Electronics IP68S

ENVIRONMENTAL:

Operating Temp Range: -40°C to +85°C

Humidity: 96% RH, 70°C, 96 hours

Vibration: Per MIL-810F minimum integrity

Sand/Dust: Per SAE J1455

EMI: Withstand per MIL-STD-461D/SAE J1113-22

RFI: Withstand 100V/M 14Hz to 1GHz

MATERIALS:

Button: Thermoplastic

Bezel: Thermoplastic

Wires: 18 AWG

MINI PROPORTIONAL OUTPUT THUMBWHEEL

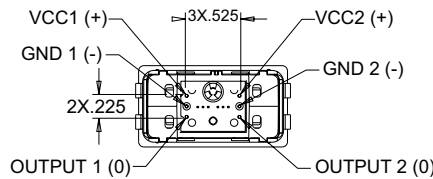
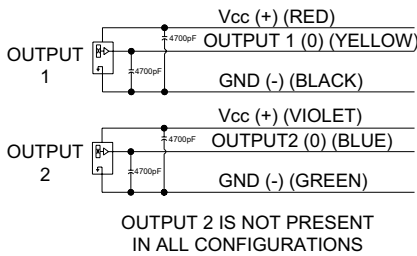
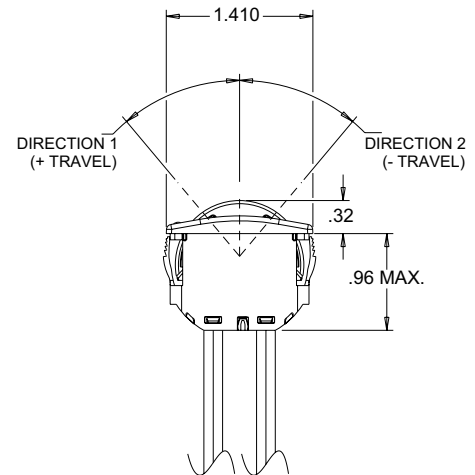
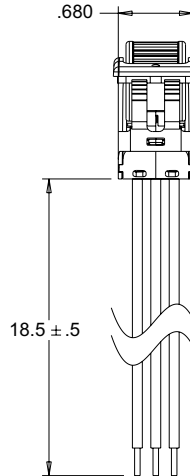
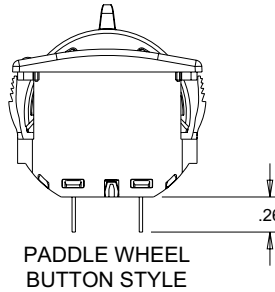
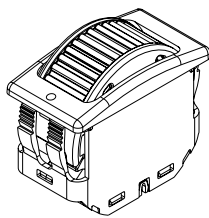
SHORTER BEHIND PANEL DEPTH

HTWM PART NUMBER CODE

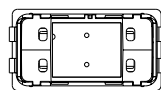
| HTWM | - | X | X | X | X | X | X | X |
|--|---|---|---|---|---|---|---|---|
| Travel | | | | | | | | |
| 1. +/- 40° | | | | | | | | |
| Output 1* | | | | | | | | |
| A. 2.5 +/- 2.0VDC | | | | | | | | |
| B. 2.5 +/- 2.0VDC | | | | | | | | |
| C. 2.5 +/- 2.0VDC | | | | | | | | |
| D. 2.5 +/- 1.5VDC | | | | | | | | |
| E. 2.5 +/- 1.5VDC | | | | | | | | |
| F. 2.5 +/- 1.5VDC | | | | | | | | |
| G. 1.0 - 4.0VDC | | | | | | | | |
| H. 0.5 - 4.5VDC | | | | | | | | |
| Output 2** | | | | | | | | |
| NONE | | | | | | | | |
| 2.5 +/- 2.0VDC | | | | | | | | |
| 2.5 +/- 2.0VDC | | | | | | | | |
| NONE | | | | | | | | |
| 2.5 +/- 1.5VDC | | | | | | | | |
| 2.5 +/- 1.5VDC | | | | | | | | |
| 1.0 - 4.0VDC | | | | | | | | |
| 0.5 - 4.5VDC | | | | | | | | |
| Operating Force | | | | | | | | |
| 1. 5.0 oz. | | | | | | | | |
| Button Style | | | | | | | | |
| 1. Knurled Wheel | | | | | | | | |
| 2. Paddle Wheel | | | | | | | | |
| Termination | | | | | | | | |
| A. 18 AWG Wires, 18.3" Long, Stripped Ends | | | | | | | | |
| B. 0.025" SQ. Pins | | | | | | | | |
| Bezel Color | | | | | | | | |
| 1. Red | | | | | | | | |
| 2. Black | | | | | | | | |
| 3. Orange | | | | | | | | |
| 4. Yellow | | | | | | | | |
| 5. Green | | | | | | | | |
| 6. Blue | | | | | | | | |
| 7. Violet | | | | | | | | |
| 8. Gray | | | | | | | | |
| 9. White | | | | | | | | |
| Button Color | | | | | | | | |
| 1. Red | | | | | | | | |
| 2. Black | | | | | | | | |
| 3. Orange | | | | | | | | |
| 4. Yellow | | | | | | | | |
| 5. Green | | | | | | | | |
| 6. Blue | | | | | | | | |
| 7. Violet | | | | | | | | |
| 8. Gray | | | | | | | | |
| 9. White | | | | | | | | |

* Outputs are from the center position to the full travel position in each direction. Options A-F provide increasing voltage in Direction 1 and decreasing voltage in Direction 2 from a single output. Options G and H provide increasing voltages in both directions from two separate outputs.

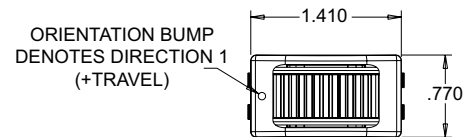
** Options B and E provide redundant output 2 which duplicates output 1. Options C and F provide redundant output 2 which is inverse of output 1.



**PINNED
TERMINATION**
NOT ALL PINS ARE PRESENT
IN ALL OUTPUT CONFIGURATIONS



NOT ALL WIRES ARE PRESENT
IN ALL OUTPUT CONFIGURATIONS

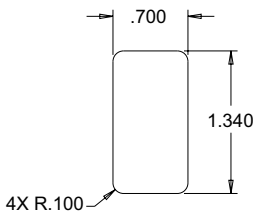


MOUNTING:

RECOMMENDED PANEL THICKNESS: 0.150 OPTIMUM THICKNESS
(0.040 MIN. - 0.200 MAX.)

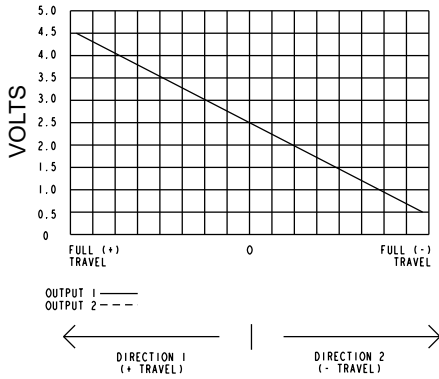
RECOMMENDED PANEL OPENING: 0.700 X 1.340 OPTIMUM
(0.695/0.705 X 1.335/1.345)

RECOMMENDED PANEL RADI: 0.100 OPTIMUM
(0.090 - 0.110 MAX.)

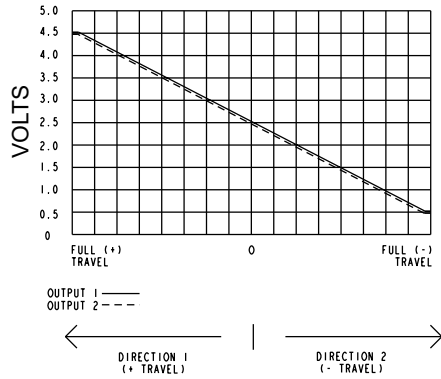


SHORTER BEHIND PANEL DEPTH

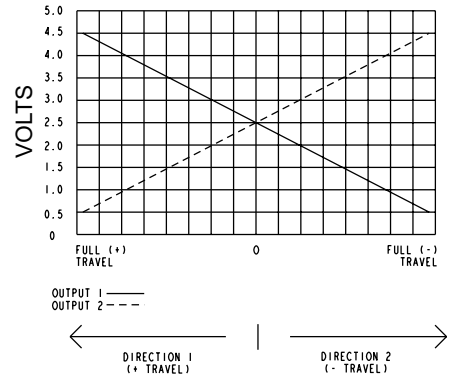
OPTION A



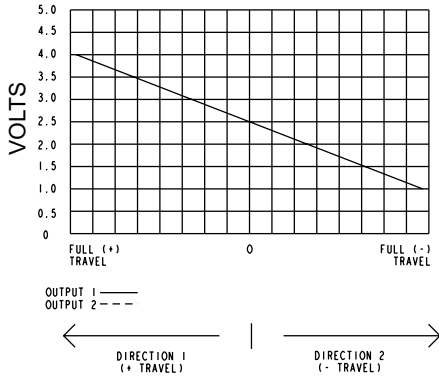
OPTION B



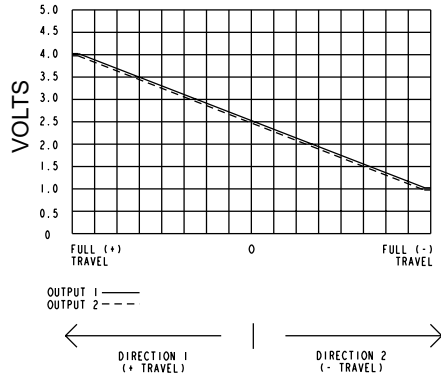
OPTION C



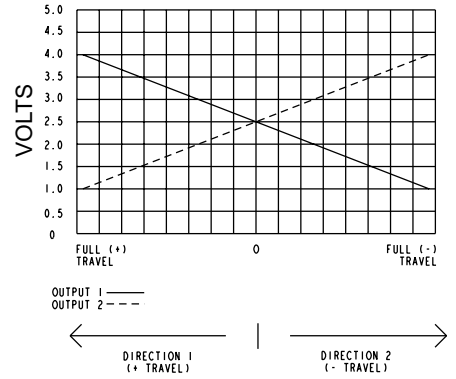
OPTION D



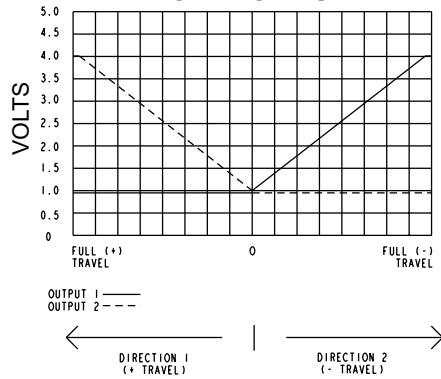
OPTION E



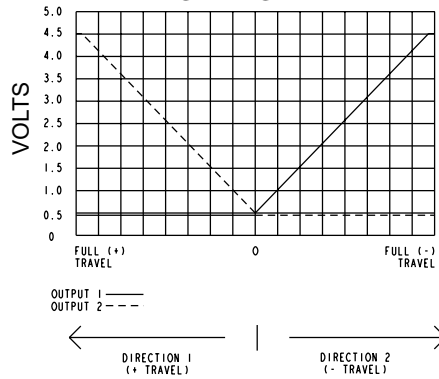
OPTION F



OPTION G



OPTION H



Данный компонент на территории Российской Федерации

Вы можете приобрести в компании MosChip.

Для оперативного оформления запроса Вам необходимо перейти по данной ссылке:

<http://moschip.ru/get-element>

Вы можете разместить у нас заказ для любого Вашего проекта, будь то серийное производство или разработка единичного прибора.

В нашем ассортименте представлены ведущие мировые производители активных и пассивных электронных компонентов.

Нашей специализацией является поставка электронной компонентной базы двойного назначения, продукции таких производителей как XILINX, Intel (ex.ALTERA), Vicor, Microchip, Texas Instruments, Analog Devices, Mini-Circuits, Amphenol, Glenair.

Сотрудничество с глобальными дистрибьюторами электронных компонентов, предоставляет возможность заказывать и получать с международных складов практически любой перечень компонентов в оптимальные для Вас сроки.

На всех этапах разработки и производства наши партнеры могут получить квалифицированную поддержку опытных инженеров.

Система менеджмента качества компании отвечает требованиям в соответствии с ГОСТ Р ИСО 9001, ГОСТ РВ 0015-002 и ЭС РД 009

Офис по работе с юридическими лицами:

105318, г.Москва, ул.Щербаковская д.3, офис 1107, 1118, ДЦ «Щербаковский»

Телефон: +7 495 668-12-70 (многоканальный)

Факс: +7 495 668-12-70 (доб.304)

E-mail: info@moschip.ru

Skype отдела продаж:

moschip.ru

moschip.ru_4

moschip.ru_6

moschip.ru_9