


## LPS40-M Series

### 40 Watts Medical

**Total Power:** 40-55 Watts  
**Input Voltage:** 85-264 VAC  
120-300 VDC  
**# of Outputs:** Single



### Special Features

- Medical safety approvals
- Universal input
- 3" x 5" footprint
- Less than 1U high
- Remote sense on main output
- Low output ripple
- Adjustable 5V output
- Overvoltage protection
- Overload protection
- 110 KHz switching frequency
- LPX40 enclosure kit available

### Safety

- **VDE** 0750/EN60601-1 (IEC601)
- **UL** UL2601 E182560
- **CSA** CSA 22.2 No.601.1 LR109492
- **CE Mark** (LVD)

## Electrical Specifications

Input	
Input range:	85 - 264 VAC; 120 - 300 VDC
Frequency:	47 - 440 Hz
Inrush current:	< 18A peak @ 115 VAC; <36A peak @ 230 VAC, cold start @ 25 °C
Input current:	1A max. (RMS) @ 115 VAC
Efficiency:	70% typical at full load
EMI filter:	FCC Class B conducted; CISPR 22 Class A conducted; EN55022 Class A conducted; VDE 0878 PT3 Class A conducted
Safety ground leakage current:	< 75µA @ 50/60 Hz, 264 VAC input
Output	
Maximum power:	40 W for convection; 55 W with 30CFM forced air
Adjustment range:	-5, +10% minimum
Hold-up time:	20ms @ 40 W load, 115 VAC nominal line
Overload protection:	Short circuit protection on all outputs Case overload protected @ 110 - 145% above peak rating
Overvoltage protection:	5V output; 5.7 to 6.7 VDC. Other outputs 10% to 25% above nominal output
Remote sense:	Compensates for 0.5 V lead drop minimum. Will operate without remote sense connected. Reverse connection protected.



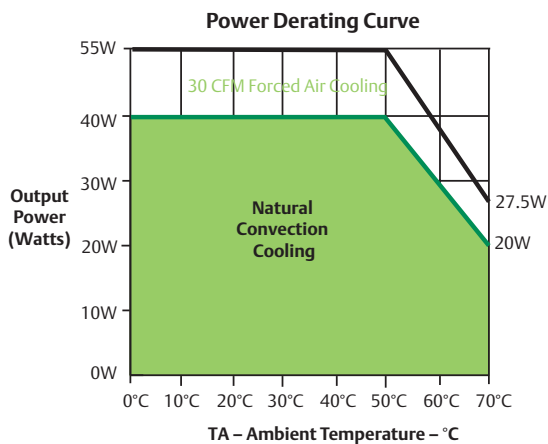
## Environmental Specifications

Operating temperature:	0° to 50 °C ambient. Derate each output 2.5% per degree from 50° to 70 °C, -20 °C startup
Storage temperature:	-40 °C to +85 °C
Temperature coefficient:	± 0.4% per °C
Electromagnetic susceptibility:	Designed to meet IEC 801, -2, -3, -4, -5, -6, Level 3
Humidity:	Operating; non-condensing 5% to 95% RH
Vibration:	Three orthogonal axes, sweep at 1 oct/min, 5 min. dwell at four major resonances 0.75G peak 5 Hz to 500 Hz, operational
MTBF demonstrated:	> 550,000 hours at full load and 25 °C ambient conditions

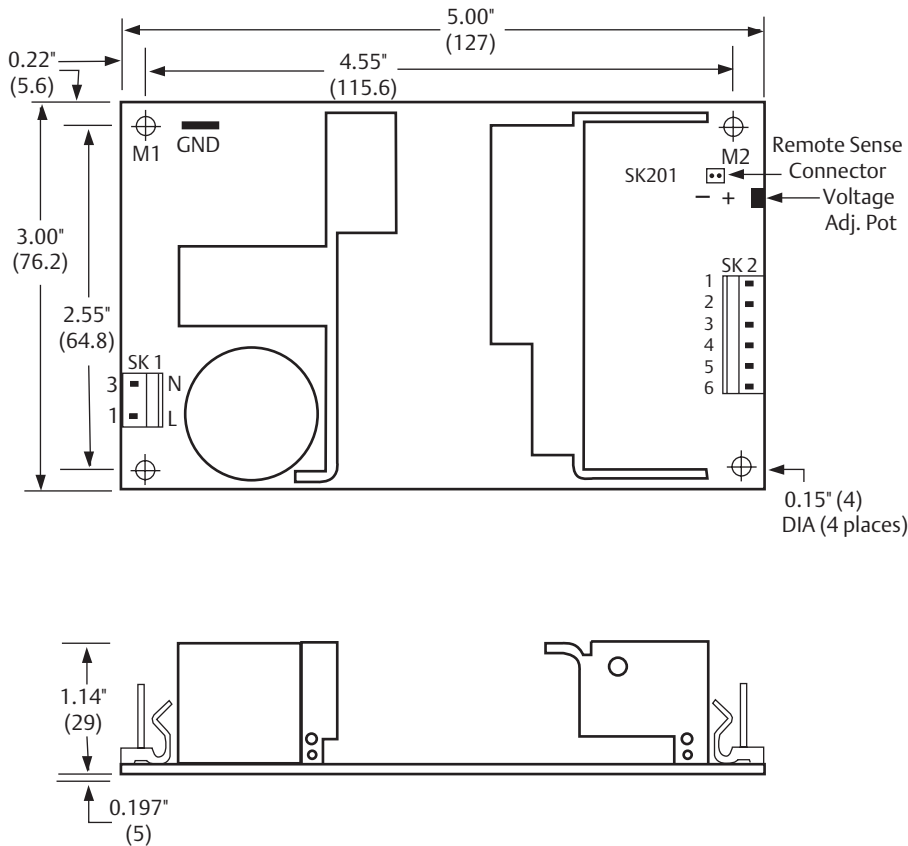
## Ordering Information

Model Number	Output Voltage	Minimum Load	Maximum Load with Convection cooling	Maximum Load with 30CFM Forced Air	Peak Load <sup>1</sup>	Regulation <sup>2</sup>	Ripple P/P (PARD) <sup>3</sup>
LPS42-M	5 V	0 A	8 A	11 A	12 A	± 2%	50mV
LPS43-M	12 V	0 A	3.3 A	4.5 A	5 A	± 2%	120 mV
LPS44-M	15 V	0 A	2.6 A	3.6 A	4 A	± 2%	150 mV
LPS45-M	24 V	0 A	1.6 A	2.3 A	2.5 A	± 2%	240 mV

1. Peak current lasting < 30 seconds with a maximum 10% duty cycle.
2. At 25 °C including initial tolerance, line voltage, load currents and output voltages adjusted to factory settings.
3. Peak-to-peak with 20 MHz bandwidth and 10 μF in parallel with a 0.1 μF capacitor at rated line voltage and load ranges.



## Mechanical Drawing



### Americas

5810 Van Allen Way  
Carlsbad, CA 92008  
USA  
Telephone: +1 760 930 4600  
Facsimile: +1 760 930 0698

### Europe (UK)

Waterfront Business Park  
Merry Hill, Dudley  
West Midlands, DY5 1LX  
United Kingdom  
Telephone: +44 (0) 1384 842 211  
Facsimile: +44 (0) 1384 843 355

### Asia (HK)

14/F, Lu Plaza  
2 Wing Yip Street  
Kwun Tong, Kowloon  
Hong Kong  
Telephone: +852 2176 3333  
Facsimile: +852 2176 3888

For global contact, visit:

[www.PowerConversion.com](http://www.PowerConversion.com)

[techsupport.embeddedpower@emerson.com](mailto:techsupport.embeddedpower@emerson.com)

While every precaution has been taken to ensure accuracy and completeness in this literature, Emerson Network Power assumes no responsibility, and disclaims all liability for damages resulting from use of this information or for any errors or omissions.

### Emerson Network Power.

The global leader in enabling  
business-critical continuity.

- AC Power
- Connectivity
- DC Power
- Embedded Computing
- Embedded Power
- Monitoring
- Outside Plant
- Power Switching & Controls
- Precision Cooling
- Racks & Integrated Cabinets
- Services
- Surge Protection

### EmersonNetworkPower.com

Emerson Network Power and the Emerson Network Power logo are trademarks and service marks of Emerson Electric Co. ©2009 Emerson Electric Co.

### Pin Assignments

Connector	LPS42-M	LPS43-M	LPS44-M	LPS45-M
SK1-1	Neutral	Neutral	Neutral	Neutral
SK1-3	Line	Line	Line	Line
SK2-1	+5V	+12V	+15V	+24V
SK2-2	+5V	+12V	+15V	+24V
SK2-3	+5V	+12V	+15V	+24V
SK2-4	Common	Common	Common	Common
SK2-5	Common	Common	Common	Common
SK2-6	Common	Common	Common	Common
SK201-1	+Sense	+Sense	+Sense	+Sense
SK201-2	-Sense	-Sense	-Sense	-Sense

### Mating Connectors

AC Input:	Molex 09-50-8031 (USA) 09-91-0300 (UK) PINS: 08-52-0113
DC Outputs:	Molex 09-50-8061 (USA) 09-91-0600 (UK) PINS: 08-52-0113
Remote Sense:	Molex 22-01-2025 PINS: 08-52-0123
Emerson Network Power Connector Kit #70-841-006, includes all of the above	
1. Specifications subject to change without notice.	
2. All dimensions in inches (mm), tolerance is $\pm 0.02"$ ( $\pm 0.5\text{mm}$ )	
3. Mounting holes M1 and M2 should be grounded for EMI purposes.	
4. Mounting hole M1 is safety ground connection.	
5. Specifications are for convection rating at factory settings at 115 VAC input, 25 °C unless otherwise stated.	
6. Warranty: 2 year	
7. Weight: 0.5lbs/0.23kg	

## Данный компонент на территории Российской Федерации

### Вы можете приобрести в компании MosChip.

Для оперативного оформления запроса Вам необходимо перейти по данной ссылке:

<http://moschip.ru/get-element>

Вы можете разместить у нас заказ для любого Вашего проекта, будь то серийное производство или разработка единичного прибора.

В нашем ассортименте представлены ведущие мировые производители активных и пассивных электронных компонентов.

Нашей специализацией является поставка электронной компонентной базы двойного назначения, продукции таких производителей как XILINX, Intel (ex.ALTERA), Vicor, Microchip, Texas Instruments, Analog Devices, Mini-Circuits, Amphenol, Glenair.

Сотрудничество с глобальными дистрибьюторами электронных компонентов, предоставляет возможность заказывать и получать с международных складов практически любой перечень компонентов в оптимальные для Вас сроки.

На всех этапах разработки и производства наши партнеры могут получить квалифицированную поддержку опытных инженеров.

Система менеджмента качества компании отвечает требованиям в соответствии с ГОСТ Р ИСО 9001, ГОСТ РВ 0015-002 и ЭС РД 009

### Офис по работе с юридическими лицами:

105318, г.Москва, ул.Щербаковская д.3, офис 1107, 1118, ДЦ «Щербаковский»

Телефон: +7 495 668-12-70 (многоканальный)

Факс: +7 495 668-12-70 (доб.304)

E-mail: [info@moschip.ru](mailto:info@moschip.ru)

Skype отдела продаж:

moschip.ru

moschip.ru\_4

moschip.ru\_6

moschip.ru\_9