



PSD signal towers

Optimum detection of machine states

PSD signal towers

Clear signaling – at all times and in all places

Reducing downtimes and thus costs is the only way to ensure a competitive advantage. Unmistakable signaling of the machine or system state is a crucial requirement for this. The modular signal towers of the PSD (Phoenix Signaling Devices) product range are characterized by their wide range of signals in optical as well as acoustic elements.

If you require central monitoring of the machine states, even in areas without network infrastructure, you can choose between two cost-effective alternatives. The signal tower assumes the role of a wireless interface and also enables direct or subsequent evaluation on the PC.

Be flexible when it comes to system expansions and conversions and try it for yourself.



Advantages of the PSD signal towers from Phoenix Contact:

- Clear status indication
- Considerable signal diversity
- Fast installation
- Modular design
- Modular expansion
- Various mounting options
- High degree of protection
- Central monitoring and control

The signal towers are used to indicate the status on machines or systems, including operating state (startup, normal operation, etc.), warnings, error messages, pending critical states, acknowledgement requests, etc.. There are also numerous other applications, such as the status display of access controls and cabinet systems.

Advantages of our WIN system:

- Simultaneous monitoring of a large number of machines
- Central monitoring is possible, even in areas without network infrastructure (e.g., Ethernet)
- Can be operated parallel to other wireless applications
- High wireless range possible
- No programming or parameterization required
- Graphical evaluation of machine states
- Retrospective analysis of machine states
- Error messages via e-mail

WIN wireless system

Using the WIN (Wireless Information Network) system, it is possible to simultaneously monitor the states of up to 50 machines at a central point by transmitting the states via wireless elements integrated into the signal towers (slaves) to a receiving element (master) that is connected to the USB port of a PC.

A slave has a wireless range of up to 300 m. The distance of a slave from the master can be increased by up to 900 m with the help of the integrated repeater and routing function.



Wireless multiplexer

In addition to creating a complete wireless system, it is also possible to mirror the state of a signal tower outside of the line of sight wirelessly to another signal tower with the wireless multiplexer set (PSD-S MUX SET). Both elements of the set can be used directly without prior configuration.

Technical data

General data

Input voltage	24 V DC
Ambient temperature	-20°C ... 50°C
Degree of protection	IP65, when installed
Diameter	70 mm
Mounting position	Any
Approvals	

Optical elements

Type of optical signal	Permanent light (bulb), flashing light (Xenon flash tube), LED permanent light, LED blinking light, LED flashing light (double flash), LED random flashing light, LED rotating light
Calotte color	Red, green, yellow, clear, blue

Acoustic elements

Type of acoustic signal	Siren, buzzer, voice output
Volume	Max. 105 dB(A)

Wireless elements

Frequency	868 MHz or 915 MHz ()
-----------	--

PSD signal towers

Mounting options tailored to your requirements

Construction of a PSD signal tower – modular and flexible

To assemble your signal tower, proceed as follows:

- ① Select the appropriate mounting method for your signal tower application: surface or tube mounting
- ② If applicable, select the angled connector or outlet box
- ③ If applicable, select the base and the required tube length: 110 mm ... 1000 mm
- ④ Select the appropriate connection element for the mounting type: screw or spring-cage connection
- ⑤ Select
 - (a) the optional wireless elements,
 - (b) the required optical elements,
 - (c) if applicable, the acoustic element



⑤a



Order No. 2700679
WIN wireless system



Order No. 2700683
Wireless multiplexer

④



Order No. 2700093
Connection element with screw connection



Order No. 2700091
Connection element with spring-cage connection

②



Order No. 2700160
Bracket for single-sided surface mounting



Order No. 2700161
Bracket for two-sided surface mounting

①



Order No. 2700153
Outlet box with lateral cable entry



Order No. 2700144
Bracket for surface mounting

Surface mounting

Without wireless element:

You can combine up to five optical signal elements or up to four optical and one acoustic signal element.

With wireless element:

You can combine up to four optical signal elements or up to three optical and one acoustic signal element.

5b

Optical signal elements

(LED) permanent light,
(LED) flashing light,
LED blinking light,
etc.
(for ordering information
see page 6)



Acoustic signal elements

Siren, buzzer,
voice output
(for ordering information
see page 7)



5c



Order No. 2700095
**Connection element
with screw connection**



Order No. 2700092
**Connection element
with spring-cage
connection**

4



Order No. 2700150
**Adapter for single-hole
mounting**



Order No. 2700156
**Base with integrated
tube, 110 mm long**

250 mm Order No. 2700157
400 mm Order No. 2700158
1000 mm Order No. 2700154
Tube, Ø 25 mm



Order No. 2700152
**Tube for direct
mounting on the
foldaway base**



Order No. 2700163
**Base for tube,
Ø 25 mm, plastic**



Order No. 2700164
**Base for tube,
Ø 25 mm, metal**



Order No. 2700151
**Foldaway base,
pitch 7.5°**

3



Order No. 2700153
**Outlet box with
lateral cable entry**



Order No. 2700155
**Outlet box with
magnetic base and
lateral cable entry**



Order No. 2700149
**Bracket for base
mounting with hidden
cable routing**



Order No. 2700143
**Bracket for base
mounting**


2

Tube mounting

1

Product overview – PSD signal towers

Optical signal elements (see page 5)

					
Permanent light	PSD-S OE RD Order No. 2700096 • Without bulb • 12 to 240 V AC/DC	PSD-S OE YE Order No. 2700098 • Without bulb • 12 to 240 V AC/DC	PSD-S OE GN Order No. 2700097 • Without bulb • 12 to 240 V AC/DC	PSD-S OE CL Order No. 2700099 • Without bulb • 12 to 240 V AC/DC	PSD-S OE BU Order No. 2700100 • Without bulb • 12 to 240 V AC/DC
	PSD-S OE FL RD Order No. 2700101 • Xenon flash tube • 24 V DC	PSD-S OE FL YE Order No. 2700103 • Xenon flash tube • 24 V DC	PSD-S OE FL GN Order No. 2700102 • Xenon flash tube • 24 V DC	PSD-S OE FL CL Order No. 2700105 • Xenon flash tube • 24 V DC	PSD-S OE FL BU Order No. 2700106 • Xenon flash tube • 24 V DC
LED permanent light	PSD-S OE LED RD Order No. 2700107 • 24 V AC/DC	PSD-S OE LED YE Order No. 2700122 • 24 V AC/DC	PSD-S OE LED GN Order No. 2700119 • 24 V AC/DC	PSD-S OE LED CL Order No. 2700127 • 24 V AC/DC	PSD-S OE LED BU Order No. 2700131 • 24 V AC/DC
	PSD-S OE LED BL RD Order No. 2700114 • 24 V AC/DC	PSD-S OE LED BL YE Order No. 2700123 • 24 V AC/DC	PSD-S OE LED BL GN Order No. 2700121 • 24 V AC/DC	PSD-S OE LED BL CL Order No. 2700128 • 24 V AC/DC	PSD-S OE LED BL BU Order No. 2700132 • 24 V AC/DC
LED flashing light	PSD-S OE LED FL RD Order No. 2700115 • Double flash • 24 V DC	PSD-S OE LED FL YE Order No. 2700124 • Double flash • 24 V DC		PSD-S OE LED FL CL Order No. 2700129 • Double flash • 24 V DC	PSD-S OE LED FL BU Order No. 2700134 • Double flash • 24 V DC
	PSD-S OE LED RFL RD Order No. 2700118 • 24 V DC	PSD-S OE LED RFL YE Order No. 2700126 • 24 V DC		PSD-S OE LED RFL CL Order No. 2700130 • 24 V DC	PSD-S OE LED RFL BU Order No. 2700135 • 24 V DC
LED rotating light	PSD-S OE LED RL RD Order No. 2700116 • 24 V AC/DC	PSD-S OE LED RL YE Order No. 2700125 • 24 V AC/DC			

Accessories

			
PSD-S AS BULB 5W Order No. 2700142 Bulb • 5 W • 24 V • BA 15d base	PSD-S AS CABLE GLAND M16X1,5 Order No. 2700145 Cable gland • M16 x 1.5 mm	PSD-S AS LABEL BOARD Order No. 2700147 Labeling panel for tube mounting • Complete with mounting material	PSD-S AS END COVER Order No. 2700148 End cover (replacement part)







Wireless elements (see page 4)

				
PSD-S-WIN MA	PSD-S-WIN SL	PSD-WIN STARTERKIT	PSD-WIN SET-1MA-3SL	PSD-S MUX SET
WIN master Order No. 2700682 868 MHz ... 868.6 MHz Order No. 2701664 915 MHz	WIN slave Order No. 2700681 868 MHz ... 868.6 MHz Order No. 2701565 915 MHz	WIN starter kit Order No. 2700680 868 MHz ... 868.6 MHz Order No. 2701564 915 MHz	WIN set Order No. 2700679 868 MHz ... 868.6 MHz Order No. 2701563 915 MHz	Wireless multiplexer set Order No. 2700683 868 MHz ... 868.6 MHz Order No. 2701566 915 MHz
















Acoustic signal elements (see page 5)

					
PSD-S AE SC1-2 105DB	PSD-S AE BM2-1 85DB	PSD-S AE SP1-3 100DB/2	PSD-S AE SM8-5 100DB/1	PSD-S AE SM7-4 100DB/3	PSD-S AE V15/1
Order No. 2700139 Siren • Alternating continuous tone • Max. 105 dB(A) • IP40 protection • 24 V DC	Order No. 2700136 Buzzer • Continuous/pulse tone • Max. 85 dB(A) • 24 V AC/DC	Order No. 2700137 Siren • Pulse tone • Automatic volume control • Max. 100 dB(A) • 24 V DC	Order No. 2700138 Siren • 8 tones • Max. 100 dB(A) • Tones can be selected via DIP switch • 24 V AC/DC	Order No. 2700141 Siren • 7 tones • Max. 100 dB(A) • Tone selection via 3 signal cables • 24 V DC	Order No. 2700140 Voice output • Up to 15 sound sequences • Max. play time of 60 minutes • 24 V DC

Connection and mounting elements for surface mounting (see page 4)

					
PSD-S ME OB	PSD-S ME BR-SM	PSD-S ME BR-SM/1S	PSD-S ME BR-SM/2S	PSD-S CE-SM SPRING	PSD-S CE-SM SCREW
Order No. 2700153 Outlet box with lateral cable entry	Order No. 2700144 Bracket for surface mounting	Order No. 2700160 Bracket for single-sided surface mounting	Order No. 2700161 Bracket for two-sided surface mounting	Order No. 2700091 Connection element • Spring-cage connection	Order No. 2700093 Connection element • Screw connection

Connection and mounting elements for tube mounting (see page 5)

				
PSD-S ME OB	PSD-S ME OB/MB	PSD-S ME BR-BM/HCR	PSD-S ME BR-BM	PSD-S ME A-SH M18
Order No. 2700153 Outlet box with lateral cable entry	Order No. 2700155 Outlet box with magnetic base and lateral cable entry	Order No. 2700149 Bracket for base mounting with hidden cable routing	Order No. 2700143 Bracket for base mounting	Order No. 2700150 Adapter for single-hole mounting
				
PSD-S ME FB	PSD-S ME T-P 45	PSD-S ME BT 110	PSD-S ME B-P	PSD-S ME B-M
Order No. 2700151 Foldaway base	Order No. 2700152 Tube for direct mounting on foldaway base	Order No. 2700156 Base with integrated tube • 110 mm long	Order No. 2700163 Base for tube • Plastic	Order No. 2700164 Base for tube • Metal
				
PSD-S ME T-M 250	PSD-S ME T-M 400	PSD-S ME T-M 1000	PSD-S CE-TM SPRING	PSD-S CE-TM SCREW
Order No. 2700157 Tube • 250 mm long	Order No. 2700158 Tube • 400 mm long	Order No. 2700154 Tube • 1000 mm long	Order No. 2700092 Connection element • Spring-cage connection	Order No. 2700095 Connection element • Screw connection



Always up-to-date, always available to you. Here you'll find everything on our products, solutions and service:

www.phoenixcontact.net

Product range

- Cables and connectors
- Controllers and PLCs
- DIN rail power supplies and UPS
- Electronic reversing contactors and motor control
- Electronics housing
- Ethernet networks
- Fieldbus components and systems
- Functional safety
- HMIs and industrial PCs
- I/O systems
- Industrial communication technology
- Industrial lighting
- Installation and mounting material
- Marking and labeling
- Measurement and control technology
- Modular terminal blocks
- Monitoring and signaling
- PCB terminal blocks and PCB connectors
- Plug-in connectors
- Protective devices
- Relays
- Sensor cables and connectors
- Software
- Surge protection devices
- System cabling for DCS and PLC
- Tools
- Wireless data communication

PHOENIX CONTACT GmbH & Co. KG
32825 Blomberg, Germany
Phone: +49 (0) 52 35 3-00
Fax: +49 (0) 52 35 3-4 12 00
www.phoenixcontact.net

Данный компонент на территории Российской Федерации

Вы можете приобрести в компании MosChip.

Для оперативного оформления запроса Вам необходимо перейти по данной ссылке:

<http://moschip.ru/get-element>

Вы можете разместить у нас заказ для любого Вашего проекта, будь то серийное производство или разработка единичного прибора.

В нашем ассортименте представлены ведущие мировые производители активных и пассивных электронных компонентов.

Нашей специализацией является поставка электронной компонентной базы двойного назначения, продукции таких производителей как XILINX, Intel (ex.ALTERA), Vicor, Microchip, Texas Instruments, Analog Devices, Mini-Circuits, Amphenol, Glenair.

Сотрудничество с глобальными дистрибьюторами электронных компонентов, предоставляет возможность заказывать и получать с международных складов практически любой перечень компонентов в оптимальные для Вас сроки.

На всех этапах разработки и производства наши партнеры могут получить квалифицированную поддержку опытных инженеров.

Система менеджмента качества компании отвечает требованиям в соответствии с ГОСТ Р ИСО 9001, ГОСТ РВ 0015-002 и ЭС РД 009

Офис по работе с юридическими лицами:

105318, г.Москва, ул.Щербаковская д.3, офис 1107, 1118, ДЦ «Щербаковский»

Телефон: +7 495 668-12-70 (многоканальный)

Факс: +7 495 668-12-70 (доб.304)

E-mail: info@moschip.ru

Skype отдела продаж:

moschip.ru

moschip.ru_4

moschip.ru_6

moschip.ru_9