


PCB terminal block - SPT 2,5/12-V-5,0 GY BD:32-21 - 1773442

Please be informed that the data shown in this PDF Document is generated from our Online Catalog. Please find the complete data in the user's documentation. Our General Terms of Use for Downloads are valid (<http://phoenixcontact.com/download>)

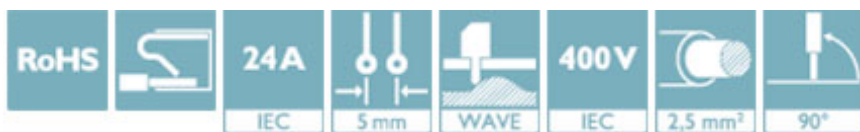
PCB terminal block, nominal current: 24 A, nom. voltage: 400 V, pitch: 5 mm, number of positions: 12, connection method: Push-in spring connection, mounting: Wave soldering, conductor/PCB connection direction: 90 °, color: gray



The figure shows a 10-position version of the product

Your advantages

- Time saving push-in connection, tools not required
- Defined contact force ensures that contact remains stable over the long term
- Clamping space opened by means of fixed screwdriver enables convenient conductor connection
- Operation and conductor connection from one direction enable integration into front of device
- Two solder pins reduce the mechanical strain on the soldering spots



Key Commercial Data

Packing unit	50 pc
GTIN	
GTIN	4046356479530

Technical data

Item properties

Brief article description	PCB terminal block
Range of articles	SPT 2,5/..-V
Pitch	5 mm
Number of positions	12
Connection method	Push-in spring connection
Mounting type	Wave soldering
Pin layout	Linear double pinning
Number of levels	1

Electrical parameters

Rated current	24 A
---------------	------

PCB terminal block - SPT 2,5/12-V-5,0 GY BD:32-21 - 1773442

Technical data

Electrical parameters

Rated insulation voltage (III/2)	400 V
Rated surge voltage (III/2)	4 kV

Connection capacity

Conductor cross section solid	0.2 mm ² ... 4 mm ²
Conductor cross section flexible	0.2 mm ² ... 2.5 mm ²
Conductor cross section AWG / kcmil	24 ... 12
Conductor cross section flexible, with ferrule without plastic sleeve	0.25 mm ² ... 2.5 mm ² (Stripping length 8 mm)
Conductor cross section, flexible, with ferrule, with plastic sleeve	0.25 mm ² ... 1.5 mm ² (Stripping length 8 mm)
Stripping length	10 mm

Material data - contact

Note	WEEE/RoHS-compliant, free of whiskers according to IEC 60068-2-82/ JEDEC JESD 201
Contact material	Cu alloy
Surface characteristics	hot-dip tin-plated
Metal surface terminal point (top layer)	Tin (4 - 8 µm Sn)
Metal surface soldering area (top layer)	Tin (4 - 8 µm Sn)

Material data - housing

Insulating material	PA
Insulating material group	I
CTI according to IEC 60112	600
Flammability rating according to UL 94	V0
Glow wire flammability index GWFI according to EN 60695-2-12	850
Glow wire ignition temperature GWIT according to EN 60695-2-13	775
Temperature for the ball pressure test according to EN 60695-10-2	125 °C

Dimensions for the product

Length [l]	13.5 mm
Width [w]	61.4 mm
Height [h]	16.9 mm
Pitch	5 mm
Height (without solder pin)	14.4 mm
Solder pin [P]	2.5 mm
Pin spacing	8.2 mm
Pin dimensions	0.8 x 0.8 mm
Dimension a	55 mm

Dimensions for PCB design

Hole diameter	1.1 mm
Pin spacing	8.2 mm

Packaging information

PCB terminal block - SPT 2,5/12-V-5,0 GY BD:32-21 - 1773442

Technical data

Packaging information

Type of packaging	packed in cardboard
Pieces per package	50
Denomination packing units	Pcs.

Ambient conditions

Ambient temperature (storage/transport)	-40 °C ... 70 °C
Ambient temperature (assembly)	-5 °C ... 100 °C
Ambient temperature (operation)	-40 °C

Termination and connection method

Connection test	IEC 60998-2-2:2002-12
Test result	Test passed

Pull-out test

Pull-out test	IEC 60998-2-2:2002-12
	Test passed

Mechanical tests according to standard

Test specification	IEC 60998-2-2 (in parts)
--------------------	--------------------------

Electrical tests

Rated current	24 A
Rated insulation voltage (III/2)	400 V
Rated surge voltage (III/2)	4 kV

Air clearances and creepage distances

Insulating material group	I
Voltage	250 V
Rated insulation voltage (III/3)	250 V
Rated insulation voltage (III/2)	400 V
Rated insulation voltage (II/2)	630 V
Rated surge voltage (III/3)	4 kV
Rated surge voltage (III/2)	4 kV
Rated surge voltage (II/2)	4 kV

Current carrying capacity / derating curves

Specification	IEC 60998-2-2 (in parts)
---------------	--------------------------

Vibration test

Resistance to ageing, to humidity conditions, to ingress of solid objects and to harmful ingress of water	Test passed IEC 60998-1:2002-12 168 h/100°C 48 h/30 °C/92 %
Test result	Test passed
Test specification	IEC 60998-1:2002-12
Dry heat	168 h/100°C
Humid heat	48 h/30 °C/92 %

PCB terminal block - SPT 2,5/12-V-5,0 GY BD:32-21 - 1773442

Technical data

Resistance to ageing, humidity and penetration of solids

Test result	Test passed
Test specification	IEC 60998-1:2002-12
Dry heat	168 h/100°C
Humid heat	48 h/30 °C/92 %

Standards and Regulations

Connection in acc. with standard	EN-VDE
	CUL

Environmental Product Compliance

China RoHS	Environmentally friendly use period: unlimited = EFUP-e
	No hazardous substances above threshold values

Approvals

Approvals


Approvals

CCA / IECCEB Scheme / SEV / EAC / cULus Recognized

Ex Approvals


Approval details

CCA	IK-2956
Nominal voltage UN	250 V
Nominal current IN	24 A
mm ² /AWG/kcmil	2.5


IECEE CB Scheme		http://www.iecee.org/	CH-7429
Nominal voltage UN	250 V		
Nominal current IN	24 A		
mm ² /AWG/kcmil	2.5		

PCB terminal block - SPT 2,5/12-V-5,0 GY BD:32-21 - 1773442

Approvals

SEV		https://www.electrosuisse.ch/de/meta/shop/produktezertifikate.html	IK-3150
-----	---	---	---------

Nominal voltage UN	250 V
Nominal current IN	24 A
mm ² /AWG/kcmil	2.5

EAC		B.01742
-----	---	---------

cULus Recognized		http://database.ul.com/cgi-bin/XYV/template/LISEXT/1FRAME/index.htm	E60425-20061129
------------------	---	---	-----------------

	D	B
Nominal voltage UN	300 V	300 V
Nominal current IN	10 A	20 A
mm ² /AWG/kcmil	24-12	24-12

Phoenix Contact 2018 © - all rights reserved
<http://www.phoenixcontact.com>

PHOENIX CONTACT GmbH & Co. KG
Flachsmarktstr. 8
32825 Blomberg
Germany
Tel. +49 5235 300
Fax +49 5235 3 41200
<http://www.phoenixcontact.com>

Данный компонент на территории Российской Федерации

Вы можете приобрести в компании MosChip.

Для оперативного оформления запроса Вам необходимо перейти по данной ссылке:

<http://moschip.ru/get-element>

Вы можете разместить у нас заказ для любого Вашего проекта, будь то серийное производство или разработка единичного прибора.

В нашем ассортименте представлены ведущие мировые производители активных и пассивных электронных компонентов.

Нашей специализацией является поставка электронной компонентной базы двойного назначения, продукции таких производителей как XILINX, Intel (ex.ALTERA), Vicor, Microchip, Texas Instruments, Analog Devices, Mini-Circuits, Amphenol, Glenair.

Сотрудничество с глобальными дистрибьюторами электронных компонентов, предоставляет возможность заказывать и получать с международных складов практически любой перечень компонентов в оптимальные для Вас сроки.

На всех этапах разработки и производства наши партнеры могут получить квалифицированную поддержку опытных инженеров.

Система менеджмента качества компании отвечает требованиям в соответствии с ГОСТ Р ИСО 9001, ГОСТ РВ 0015-002 и ЭС РД 009

Офис по работе с юридическими лицами:

105318, г.Москва, ул.Щербаковская д.3, офис 1107, 1118, ДЦ «Щербаковский»

Телефон: +7 495 668-12-70 (многоканальный)

Факс: +7 495 668-12-70 (доб.304)

E-mail: info@moschip.ru

Skype отдела продаж:

moschip.ru

moschip.ru_4

moschip.ru_6

moschip.ru_9