

8L SERIES/SPARTAN DIP REED RELAYS



8L Series Economy DIP Reed Relays

The Coto 8L Spartan Series relays combine Coto quality and economy in the industry standard 14 pin molded DIP package. This series will cross to all competitive DIP packages and is ideal for telecom, security, and other general purpose applications.

8L Series Features

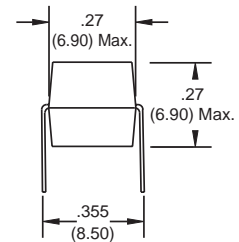
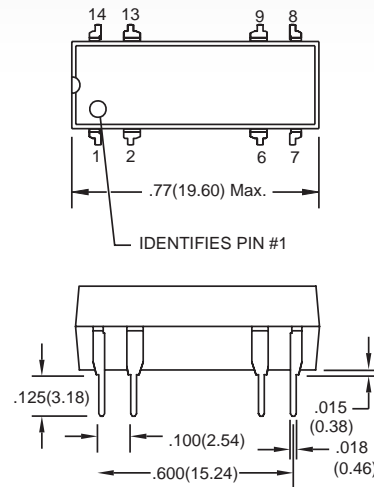
- ▶ Drop-in low cost replacement for industry standard DIP packages
- ▶ Contact forms; 1A, 2A and 1C available
- ▶ Available coils in 5V, 12V and 24V
- ▶ Molded thermoset body on integral lead frame design
- ▶ Hermetically Sealed Contacts
- ▶ Optional Electrostatic Shield and Coil Suppression Diode
- ▶ UL File #E67117 - Contact factory for details
- ▶ RoHS compliant

DIMENSIONS

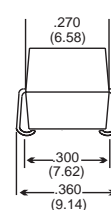
in Inches (Millimeters)

Model 8L01, 8L02 & 8L41

Alternate Package



Model 8L61



Ordering Information

| | |
|----------------------------------|--|
| Part Number | 8LXX-XX-XX1 |
| Model Number | 8L01 8L41 8L61 |
| Coil Voltage | 05=5 volts 12=12 volts 24=24 volts |
| Diode Option³ | 0=No Diode T=Diode |
| Shield Option⁴ | 0=No Shield 1=Electrostatic Shield |

Ordering Information

| | |
|----------------------------------|--|
| Part Number | 8LXX-XX-XX |
| Model Number | 8L02 |
| Coil Voltage | 05=5 volts 12=12 volts 24=24 volts |
| Diode Option³ | 0=No Diode T=Diode |
| Shield Option⁴ | 0=No Shield 1=Electrostatic Shield |

| MODEL NUMBER | | | 8L01 ^{2,3,4} | | | 8L02 ^{2,3,4} | | | 8L41 ^{2,3,4} | | | 8L61 ^{2,3,4,5} | |
|--|---|------------------------|-----------------------|-----|------|-----------------------|-----|------|-----------------------|-----|------|-------------------------|-----|
| Parameters | Test Conditions | Units | 1 Form A | | | 2 Form A | | | 1 Form C | | | 1 Form C | |
| COIL SPECS. | | | | | | | | | | | | | |
| Nom. Coil Voltage | | VDC | 5 | 12 | 24 | 5 | 12 | 24 | 5 | 12 | 24 | 5 | 12 |
| Max. Coil Voltage | | VDC | 6.5 | 15 | 32 | 6.5 | 15 | 32 | 6.5 | 15 | 32 | 6.5 | 15 |
| Coil Resistance | +/- 10%, 25° C | Ω | 500 | 500 | 2150 | 200 | 500 | 2000 | 200 | 500 | 2000 | 200 | 500 |
| Operate Voltage | Must Operate by | VDC - Max. | 3.8 | 9.6 | 19.2 | 3.8 | 9.6 | 19.2 | 3.8 | 9.6 | 19.2 | 3.8 | 9.6 |
| Release Voltage | Must Release by | VDC - Min. | 0.5 | 1.0 | 2.0 | 0.5 | 1.0 | 2.0 | 0.5 | 1.0 | 2.0 | 0.5 | 1.0 |
| CONTACT RATINGS | | | | | | | | | | | | | |
| Switching Voltage | Max DC/Peak AC Resist. | Volts | 200 | | | 200 | | | 100 | | | 100 | |
| Switching Current | Max DC/Peak AC Resist. | Amps | 0.5 | | | 0.5 | | | 0.25 | | | 0.25 | |
| Carry Current | Max DC/Peak AC Resist. | Amps | 1.0 | | | 1.0 | | | 0.5 | | | 0.5 | |
| Contact Rating | Max DC/Peak AC Resist. | Watts | 10 | | | 10 | | | 3 | | | 3 | |
| Life Expectancy-Typical ¹ | Signal Level 1.0V, 10mA | x 10 ⁶ Ops. | 500 | | | 500 | | | 100 | | | 100 | |
| Static Contact Resistance (max. init.) | 50mV, 10mA | Ω | 0.150 | | | 0.150 | | | 0.200 | | | 0.200 | |
| Dynamic Contact Resistance (max. init.) | 50mV, 50mA at 100 Hz, 1.5 msec | Ω | N/A | | | N/A | | | N/A | | | 0.25 | |
| RELAY SPECIFICATIONS | | | | | | | | | | | | | |
| Insulation Resistance (minimum) | Between all Isolated Pins at 100V, 25°C, 40% RH | Ω | 10 ¹⁰ | | | 10 ¹⁰ | | | 10 ⁹ | | | 10 ⁹ | |
| Capacitance - Typical Across Open Contacts | No Shield | pF | 0.5 | | | 0.5 | | | 1.5 | | | 1.5 | |
| | Shield Floating | pF | 1.0 | | | 0.5 | | | 1.5 | | | 1.5 | |
| | Shield Guarding | pF | 0.5 | | | 0.2 | | | 1.0 | | | 1.0 | |
| Open Contact to Coil | No Shield | pF | 1.5 | | | 1.5 | | | 1.5 | | | 1.5 | |
| | Shield Floating | pF | 2.0 | | | 2.0 | | | 2.0 | | | 2.0 | |
| | Shield Guarding | pF | 0.5 | | | 0.5 | | | 0.5 | | | 0.5 | |
| Contact to Shield | No Shield | pF | 2.0 | | | 1.5 | | | 2.0 | | | 2.0 | |
| | Shield Floating | | 2.0 | | | 1.5 | | | 2.0 | | | 2.0 | |
| | Shield Guarding | | 2.0 | | | 1.5 | | | 2.0 | | | 2.0 | |
| Dielectric Strength (minimum) | Between Contacts | VDC/peak AC | 250 | | | 250 | | | 200 | | | 200 | |
| | Contacts to Shield | VDC/peak AC | 1500 | | | 1500 | | | 1500 | | | 1500 | |
| | Contacts/Shield to Coil | VDC/peak AC | 1500 | | | 1500 | | | 1500 | | | 1500 | |
| Operate Time - including bounce - Typical | At Nominal Coil Voltage, 30 Hz Square Wave | msec. | 0.5 | | | 0.5 | | | 1.0 | | | 1.0 | |
| Release Time - Typical | No Suppression | msec. | 0.5 | | | 0.5 | | | 1.0 | | | 1.0 | |

Top View:
Dot stamped on top of relay refers to pin #1 location
Grid = .1"x.1" (2.54mm x 2.54mm)



Notes:

- ¹ Consult factory for life expectancy at other switching loads.
- ² Molded depression on top of relay refers to pin #1 location.
- ³ Optional coil suppression diode across pins 2(+) and 6(-).
- ⁴ Optional ES Shield is tied to pin 9.
- ⁵ Surface mount processing temperature: 260°C max for 1 minute dwell time. Temperature measured on lead where lead exits molded package.

Environmental Ratings:

Storage Temp: -35°C to +100°C; *Operating Temp:* -20°C to +85°C;
Solder Temp: 270°C max; 10 sec. max
All electrical parameters measured at 25°C unless otherwise specified.
Vibration: 20 G's to 2000 Hz; *Shock:* 50 G's

Данный компонент на территории Российской Федерации

Вы можете приобрести в компании MosChip.

Для оперативного оформления запроса Вам необходимо перейти по данной ссылке:

<http://moschip.ru/get-element>

Вы можете разместить у нас заказ для любого Вашего проекта, будь то серийное производство или разработка единичного прибора.

В нашем ассортименте представлены ведущие мировые производители активных и пассивных электронных компонентов.

Нашей специализацией является поставка электронной компонентной базы двойного назначения, продукции таких производителей как XILINX, Intel (ex.ALTERA), Vicor, Microchip, Texas Instruments, Analog Devices, Mini-Circuits, Amphenol, Glenair.

Сотрудничество с глобальными дистрибьюторами электронных компонентов, предоставляет возможность заказывать и получать с международных складов практически любой перечень компонентов в оптимальные для Вас сроки.

На всех этапах разработки и производства наши партнеры могут получить квалифицированную поддержку опытных инженеров.

Система менеджмента качества компании отвечает требованиям в соответствии с ГОСТ Р ИСО 9001, ГОСТ РВ 0015-002 и ЭС РД 009

Офис по работе с юридическими лицами:

105318, г.Москва, ул.Щербаковская д.3, офис 1107, 1118, ДЦ «Щербаковский»

Телефон: +7 495 668-12-70 (многоканальный)

Факс: +7 495 668-12-70 (доб.304)

E-mail: info@moschip.ru

Skype отдела продаж:

moschip.ru

moschip.ru_4

moschip.ru_6

moschip.ru_9