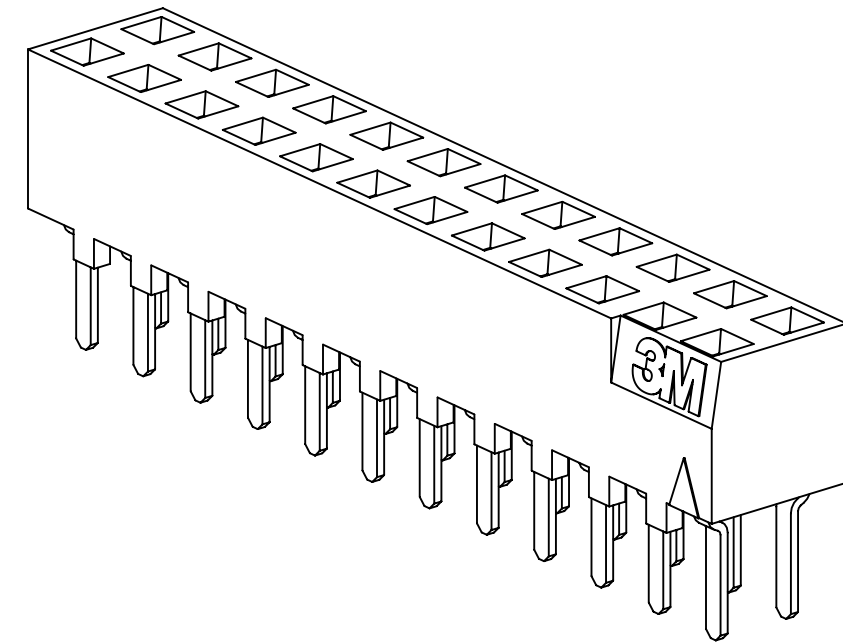
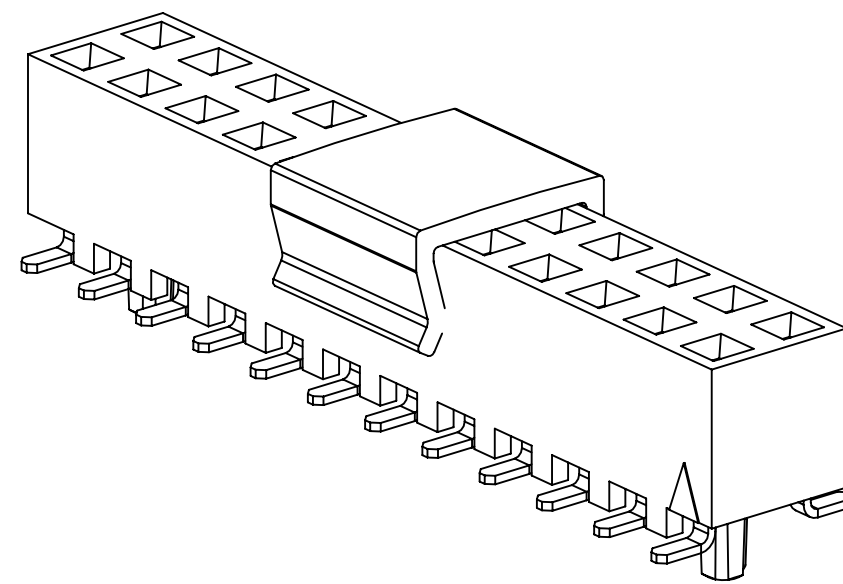


3M™ BOARDMOUNT SOCKET, 1502 SERIES
 2.00MM X 2.00MM STRAIGHT AND SURFACE MOUNT, PLATED THROUGH HOLE



STRAIGHT
VERSION



SURFACE MOUNT
VERSION

2 PHYSICAL :

INSULATOR :
 MATERIAL : HIGH TEMP THERMOPLASTIC
 CONTACT :
 MATERIAL : COPPER ALLOY
 PLATING :
 UNDER PLATING : 1.27-3.8µm (50-150µ") NICKEL-OVERALL
 WIPING AREA : .76µm (30µ") GOLD
 SOLDER TAILS : 5.1µm (200µ") MATTE TIN (RIA E1 & C1 APPLY)
 MARKING : ORIENTATION DELTA AND 3M LOGO (EXCEPT SURFACE MOUNT)

2 ELECTRICAL :

CURRENT RATING : 1A
 VOLTAGE RATING : 150V_{AC} PER EIA-364-20
 INSULATION RESISTANCE : >1 X 10⁹ OHM AT 250V_{DC}
 WITHSTANDING VOLTAGE : 500V_{DC} AT SEA LEVEL

2 ENVIRONMENTAL :

TEMPERATURE RATING : -55° C TO 105° C
 PROCESS RATING : MAX. 260° C (PER J-STD-020C)
 MOISTURE SENSITIVITY LEVEL : 1 (PER J-STD-020C)

- NOTES
1. REGULATORY INFORMATION: ROHS COMPLIANT. SEE THE REGULATORY INFORMATION APPENDIX (RIA) IN THE "ROHS COMPLIANCE" SECTION OF WWW.3MCONNECTORS.COM FOR COMPLIANCE INFORMATION.
 2. IN THE EVENT OF CONFLICT BETWEEN THIS DATA AND THAT CONTAINED IN THE PRODUCT SPECIFICATION, THE PRODUCT SPECIFICATION TAKES PRECEDENT.
 3. TAPE & REEL INCLUDE VACUUM PICK-UP CAP FOR PICK 'N PLACE HANDLING EQUIPMENT.
 4. PARTS IN TRAY PACKAGING ARE SUPPLIED WITHOUT VACUUM CAP.
 5. POSITIONS PER ROW, SUBTRACT 1, MULTIPLY BY 2MM SPACING.
 6. OPTIONAL LOCATOR POSTS: POSITIONS PER ROW, MULTIPLY BY 2MM SPACING, THEN SUBTRACT 4MM. POSTS ARE ONLY AVAILABLE FOR POSITIONS 08 AND GREATER.

3M ELECTRONICS MATERIALS SOLUTIONS DIVISION
 INTERCONNECT SOLUTIONS
<http://www.3mconnectors.com>

3M IS A TRADEMARK OF 3M COMPANY.
 FOR TECHNICAL, SALES OR ORDERING
 INFORMATION CALL 800-225-5373

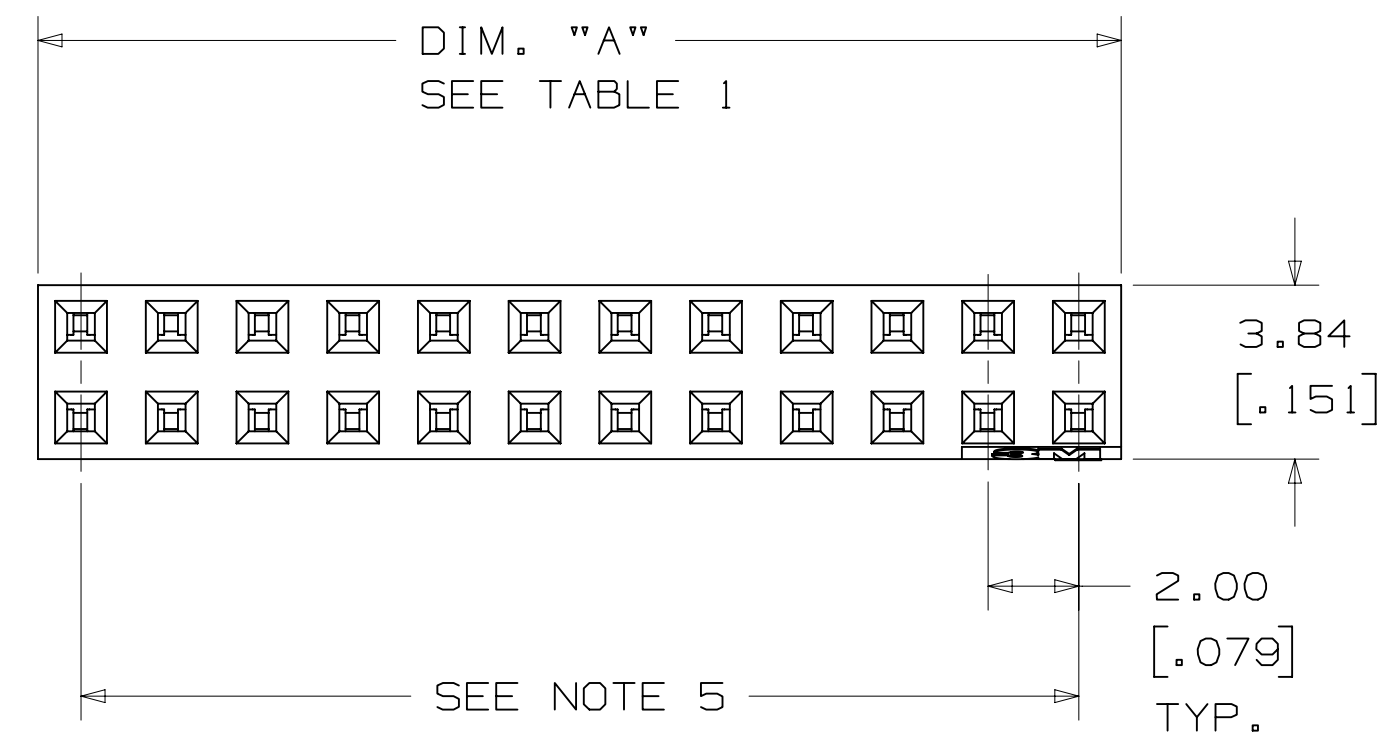
UL
 UL FILE NO: E68080

DIMENSIONS: MM (INCH)
 (INCH) FOR REF. ONLY

| | | | | | | |
|--|---------------|---|--------------|--|------|------------|
| DESIGN REFERENCE | NEXT ASSEMBLY | REV | ECO | ISSUE DATE AND DESCRIPTION | DRFT | CHKD |
| | | | | SEP 03, 2015 REDRAWN & REMOVED RIGHT ANGLE | | |
| APPROVED | DATE | DATE | DATE | DATE | DATE | DATE |
| CASTIGLIONE | SEP 03, 2015 | MFG | | | | |
| CHKD | DATE | APPRV | DATE | DATE | DATE | DATE |
| | | G. MATHEWS | SEP 03, 2015 | | | |
| DIVISION | DIVISION CODE | © 3M COPYRIGHT 2017 This document and the information it contains are 3M property and may not be reproduced or further distributed without 3M permission, or used or disclosed other than for 3M authorized purposes. All rights reserved. | | | | |
| DO NOT SCALE DRAWING | SCALE 6/1 | TOLERANCES EXCEPT AS NOTED | | | | |
| | | INCHES | | | | |
| | | .0 ± .1 | | | | |
| | | .00 ± .01 | | | | |
| | | .000 ± .005 | | | | |
| | | .0000 ± .0002 | | | | |
| THIRD ANGLE PROJECTION | | MILLIMETERS | | | | |
| | | 0 ± 2 | | | | |
| | | .0 ± .3 | | | | |
| | | .00 ± .13 | | | | |
| | | .000 ± .005 | | | | |
| MAX SURFACE ROUGHNESS | | ANGLES | | | | |
| ✓ | MARKED ONLY | | | | | |
| TITLE | | CAGE NUMBER | SIZE | DRAWING NO. | REV. | |
| BOARDMOUNT SOCKET, 2MM X 2MM, STRAIGHT & SMT, PAC 20 | | D | | 78-5100-0519-8 | K | |
| MODEL | 1502 | DET | LISTS | YES | NO | SHT 1 OF 4 |

78-5100-0519-8
 DRAWING NUMBER
 K
 REVISION
 Standard Time 12/7/2017 UTC Offset

3M™ BOARDMOUNT SOCKET, 1502 SERIES
 2.00MM X 2.00MM STRAIGHT AND SURFACE MOUNT, PLATED THROUGH HOLE



| CONTACT QTY. | DIM. "A" |
|--------------|-----------------|
| 04 | 3.96 [.156] |
| 06 | 5.87 [.231] |
| 08 | 7.87 [.310] |
| 10 | 9.88 [.389] |
| 12 | 11.86 [.467] |
| 14 | 13.87 [.546] |
| 16 | 15.88 [.625] |
| 18 | 17.88 [.704] |
| 20 | 19.86 [.782] |
| 22 | 21.87 [.861] |
| 24 | 23.88 [.940] |
| 26 | 25.88 [1.019] |
| 28 | 27.86 [1.097] |
| 30 | 29.87 [1.176] |
| 32 | 31.88 [1.255] |
| 34 | 33.88 [1.334] |
| 36 | 35.86 [1.412] |
| 38 | 37.87 [1.491] |
| 40 | 39.88 [1.570] |
| 42 | 41.88 [1.649] |
| 44 | 43.87 [1.727] |
| 46 | 45.87 [1.806] |
| 48 | 47.88 [1.885] |
| 50 | 49.89 [1.964] |
| 52 | 51.87 [2.042] |
| 54 | 53.87 [2.121] |
| 56 | 55.88 [2.200] |
| 58 | 57.86 [2.278] |
| 60 | 59.87 [2.357] |

ORDERING INFORMATION
 STRAIGHT
 1502XX-600X-RB

CONTACT QTY.:
 SEE TABLE 1

SOLDER TAIL LENGTH:
 DIMENSION "B"
 1 = 1.4MM (SPECIAL ORDER)
 2 = 2.54MM (STANDARD)

| | | | | | | |
|---------------------------------|---|---|---|--|--------------|------------|
| DESIGN REFERENCE | NEXT ASSEMBLY | REV | ECO | ISSUE DATE AND DESCRIPTION | DRFT | CHKD |
| | | | | SEP 03, 2015 REDRAWN & REMOVED RIGHT ANGLE | JNC | ARM |
| APPROVED | DATE | DATE | DATE | DATE | DATE | DATE |
| CASTIGLIONE | SEP 03, 2015 | MFG | | | | |
| CHKD | DATE | APPRV | DATE | DATE | DATE | DATE |
| | | G. MATHEWS | SEP 03, 2015 | | | |
| DIVISION | DIVISION CODE | © 3M COPYRIGHT 2017 This document and the information it contains are 3M property and may not be reproduced or further distributed without 3M permission, or used or disclosed other than for 3M authorized purposes. All rights reserved. | | | | |
| DO NOT SCALE DRAWING | SCALE 6/1 | TOLERANCES EXCEPT AS NOTED | 3M 3M Center St. Paul, MN 55144 | | | |
| THIRD ANGLE PROJECTION | INCHES: .00 ±.01, .000 ±.0005, .0000 ±.0002 | MILLIMETERS: 0 ±.2, .00 ±.13, .000 ±.005 | TITLE: BOARDMOUNT SOCKET, 2MM X 2MM, STRAIGHT & SMT, PAC 20 | | | |
| INTERPRET PER ASME Y14.5 - 2009 | MAX SURFACE ROUGHNESS: .13 | MARKED ONLY | CAGE NUMBER: D78-5100-0519-8 | SIZE: 13 | DRAWING NO.: | REV.: |
| | | | MODEL: 1502 | DET: 1515 | YES X NO | SHT 2 OF 4 |

78-5100-0519-8
 DRAWING NUMBER
 K
 REVISION
 Standard Time 12/7/2017 UTC Offset
 Imaged: K.3 Central

3M™ BOARDMOUNT SOCKET, 1502 SERIES
 2.00MM X 2.00MM STRAIGHT AND SURFACE MOUNT, PLATED THROUGH HOLE



RECOMMENDED PAD PATTERN
 (AS VIEWED FROM CONNECTOR SIDE)

| CONTACT QTY. | DIM. "A" | TAPE WIDTH | ORDER CODE |
|--------------|-----------------|------------|------------|
| 04 | 3.96 [.156] | N/A | N/A |
| 06 | 5.87 [.231] | N/A | N/A |
| 08 | 7.87 [.310] | 24 MM | WB |
| 10 | 9.88 [.389] | 24 MM | WB |
| 12 | 11.86 [.467] | 24 MM | WB |
| 14 | 13.87 [.546] | 24 MM | WB |
| 16 | 15.88 [.625] | 24 MM | WB |
| 18 | 17.88 [.704] | 44 MM | WD |
| 20 | 19.86 [.782] | 44 MM | WD |
| 22 | 21.87 [.861] | 44 MM | WD |
| 24 | 23.88 [.940] | 44 MM | WD |
| 26 | 25.88 [1.019] | 44 MM | WD |
| 28 | 27.86 [1.097] | 44 MM | WD |
| 30 | 29.87 [1.176] | 44 MM | WD |
| 32 | 31.88 [1.255] | 56 MM | WE |
| 34 | 33.88 [1.334] | 56 MM | WE |
| 36 | 35.86 [1.412] | 56 MM | WE |
| 38 | 37.87 [1.491] | 56 MM | WE |
| 40 | 39.88 [1.570] | 56 MM | WE |
| 42 | 41.88 [1.649] | 56 MM | WE |
| 44 | 43.87 [1.727] | 72 MM | WF |
| 46 | 45.87 [1.806] | 72 MM | WF |
| 48 | 47.88 [1.885] | 72 MM | WF |
| 50 | 49.89 [1.964] | 72 MM | WF |
| 52 | 51.87 [2.042] | 72 MM | WF |
| 54 | 53.87 [2.121] | 72 MM | WF |
| 56 | 55.88 [2.200] | 72 MM | WF |
| 58 | 57.86 [2.278] | 88 MM | WG |
| 60 | 59.87 [2.357] | 88 MM | WG |

ORDERING INFORMATION
 SURFACE MOUNT
 1502XX-20X0-RB-XX

CONTACT QTY.:
 SEE TABLE 1

BOARD LOCATION POST:
 0 = NONE (STANDARD)
 2 = WITH BOARD LOCATION POSTS
 (SPECIAL ORDER)

PACKAGING STYLE:
 BLANK = TRAY PACKAGING
 WX = TAPE & REEL PACKAGING
 (SEE TABLE 1 FOR ORDERING CODE)

| | | | | | | |
|------------------------|---------------------------------|---|--------------|----------------------------|------|------|
| DESIGN REFERENCE | NEXT ASSEMBLY | REV | ECO | ISSUE DATE AND DESCRIPTION | DRFT | CHKD |
| | | | | SEP 03, 2015 | | |
| APPROVED | DATE | APPROVED | DATE | MFG DATE | | |
| | SEP 03, 2015 | G. MATHEWS | SEP 03, 2015 | | | |
| DIVISION | DIVISION CODE | © 3M COPYRIGHT 2017 This document and the information it contains are 3M property and may not be reproduced or further distributed without 3M permission, or used or disclosed other than for 3M authorized purposes. All rights reserved. | | | | |
| DO NOT SCALE DRAWING | SCALE 6/1 | TOLERANCES EXCEPT AS NOTED INCHES: .0 ±.1 .00 ±.01 .000 ±.005 .0000 ±.0002 MILLIMETERS: 0 ±.2 .0 ±.13 .00 ±.005 | | | | |
| THIRD ANGLE PROJECTION | INTERPRET PER ASME Y14.5 - 2009 | CAGE NUMBER D78-5100-0519-8 MODEL 1502 DET. 1515 YES X NO SHT 3 OF 4 | | | | |
| MAX SURFACE ROUGHNESS | MARKED ONLY | | | | | |

78-5100-0519-8
 K
 REV. 1
 DATE SEP 03, 2015
 APPR. G. MATHEWS
 3M Center
 St. Paul, MN 55144
 © 3M COPYRIGHT 2017
 This document and the information it contains are 3M property and may not be reproduced or further distributed without 3M permission, or used or disclosed other than for 3M authorized purposes. All rights reserved.
 CAGE NUMBER D78-5100-0519-8
 MODEL 1502
 DET. 1515
 YES X NO
 SHT 3 OF 4
 Imaged: K.3 Central Standard Time 12/7/2017 UTC Offset

Technical Information: The technical information, recommendations and other statements contained in this document are based upon tests or experience that 3M believes are reliable, but the accuracy or completeness of such information is not guaranteed.

Product Use: Many factors beyond 3M's control and uniquely within user's knowledge and control can affect the use and performance of a 3M product in a particular application. Given the variety of factors that can affect the use and performance of a 3M product, user is solely responsible for evaluating the 3M product and determining whether it is fit for a particular purpose and suitable for user's method of application.

Warranty, Limited Remedy, and Disclaimer: Unless an additional warranty is specifically stated on the applicable 3M product packaging or product literature, 3M warrants that each 3M product meets the applicable 3M product specification at the time 3M ships the product. 3M MAKES NO OTHER WARRANTIES OR CONDITIONS, EXPRESS OR IMPLIED, INCLUDING, BUT NOT LIMITED TO, ANY IMPLIED WARRANTY OR CONDITION OF MERCHANTABILITY OR FITNESS FOR A PARTICULAR PURPOSE OR ANY IMPLIED WARRANTY OR CONDITION ARISING OUT OF A COURSE OF DEALING, CUSTOM OR USAGE OF TRADE. If the 3M product does not conform to this warranty, then the sole and exclusive remedy is, at 3M's option, replacement of the 3M product or refund of the purchase price.

Limitation of Liability: Except where prohibited by law, 3M will not be liable for any loss or damage arising from the 3M product, whether direct, indirect, special, incidental or consequential, regardless of the legal theory asserted, including warranty, contract, negligence or strict liability.

| | | | | | | | | | |
|---------------------------------|--|---|--|--|-----|--|--|------|------|
| DESIGN REFERENCE | | NEXT ASSEMBLY | | REV | ECO | ISSUE DATE AND DESCRIPTION | | DRFT | CHKD |
| K 63282 | | SEP 03, 2015 | | | | REDRAWN & REMOVED RIGHT ANGLE | | JNC | ARM |
| DRAWING NUMBER | | DATE | | DRFT | ECO | ISSUE DATE AND DESCRIPTION | | DRFT | CHKD |
| 78-5100-0519-8 | | SEP 03, 2015 | | C | | MFG | | | |
| DATE | | DATE | | CHKD | | DATE | | DATE | |
| SEP 03, 2015 | | SEP 03, 2015 | | | | APPV | | DATE | |
| O. MATHEWS | | SEP 03, 2015 | | | | | | | |
| DIVISION | | DIVISION CODE | | | | © 3M COPYRIGHT 2017 | | | |
| EMSD | | EMSD | | | | This document and the information it contains are 3M property and may not be reproduced or further distributed without 3M permission, or used or disclosed other than for 3M authorized purposes. All rights reserved. | | | |
| DO NOT SCALE DRAWING | | SCALE 1/1 | | TOLERANCES EXCEPT AS NOTED | | 3M Center St. Paul, MN 55144 | | | |
| THIRD ANGLE PROJECTION | | INCHES 0 ± .1 .00 ± .01 .000 ± .005 .0000 ± .0002 | | MILLIMETERS 0 ± .2 .0 ± .13 .000 ± .005 | | TITLE | | | |
| INTERPRET PER ASME Y14.5 - 2009 | | MAX SURFACE ROUGHNESS | | CAGE NUMBER | | DRAWING NO. | | REV. | |
| SURFACES | | MARKED ONLY | | D 78-5100-0519-8 | | K | | | |
| | | | | MODEL 1502 | | SHT 4 OF 4 | | | |

Imaged: K.3 Central Standard Time 12/7/2017 UTC Offset

Данный компонент на территории Российской Федерации

Вы можете приобрести в компании MosChip.

Для оперативного оформления запроса Вам необходимо перейти по данной ссылке:

<http://moschip.ru/get-element>

Вы можете разместить у нас заказ для любого Вашего проекта, будь то серийное производство или разработка единичного прибора.

В нашем ассортименте представлены ведущие мировые производители активных и пассивных электронных компонентов.

Нашей специализацией является поставка электронной компонентной базы двойного назначения, продукции таких производителей как XILINX, Intel (ex.ALTERA), Vicor, Microchip, Texas Instruments, Analog Devices, Mini-Circuits, Amphenol, Glenair.

Сотрудничество с глобальными дистрибьюторами электронных компонентов, предоставляет возможность заказывать и получать с международных складов практически любой перечень компонентов в оптимальные для Вас сроки.

На всех этапах разработки и производства наши партнеры могут получить квалифицированную поддержку опытных инженеров.

Система менеджмента качества компании отвечает требованиям в соответствии с ГОСТ Р ИСО 9001, ГОСТ РВ 0015-002 и ЭС РД 009

Офис по работе с юридическими лицами:

105318, г.Москва, ул.Щербаковская д.3, офис 1107, 1118, ДЦ «Щербаковский»

Телефон: +7 495 668-12-70 (многоканальный)

Факс: +7 495 668-12-70 (доб.304)

E-mail: info@moschip.ru

Skype отдела продаж:

moschip.ru

moschip.ru_4

moschip.ru_6

moschip.ru_9