


RK11K 1 1 mm Size Insulated Shaft Snap-in Type

A 1 1 mm wide potentiometer for audio, visual, electronic musical instruments and various applications



Typical Specifications



Items	Specifications
Total resistance tolerance	±20%
Maximum operating voltage	50V AC, 20V DC
Total rotational angle	300° ±5°
Rotational torque	3 to 20mN·m
Operating life	15,000 cycles
Operating temperature range	-10°C to +70°C

Product Line

Number of resistor elements	Mounting direction	Bushing	Shaft type	Length of the shaft LM ₁ (mm)	Center detent	Total resistance (kΩ)	Resistance taper	Minimum order unit (pcs.)		Products No.	Drawing No.	
								Japan	Export			
Single-unit (20V DC)	Vertical type	Without	Flat	15	Without	10	1B	1,200	2,400	RK11K1130A2X	2	
				20	With			1,000	2,000	RK11K1130A0M RK11K1130040		
				25	Without	800		1,600	RK11K1130A07 RK11K113002F			
				20	With	1,000		2,000	RK11K114003Y RK11K1140A9L			
		22.5		Without	10	800		1,600	4			
		25		With						RK11K1140A23 RK11K114001Z		
		27.5		Without	20	800		1,600	4			
		30			RK11K1140A3L							
	32.5	RK11K1140A2S										
	25	Without	10	800	1,600	1						
	22.5		With				20	RK11K1110A3D RK11K1120060				
	Horizontal type	Without	With	Flat	25	With	10	15A	1,000	2,000	RK11K1120A5T	3
					25	Without	20		800	1,600	RK11K1120A31	
		With			22.5	With	20		800	1,600	3	
					25	Without	10					
	27.5	Without	20	15A	800	1,600	3					

Notes

- Other varieties are also available. Refer to "Other Specifications" (P.355).
- Nut and washer are not attached. Please specify if required.

Packing Specifications

Tray


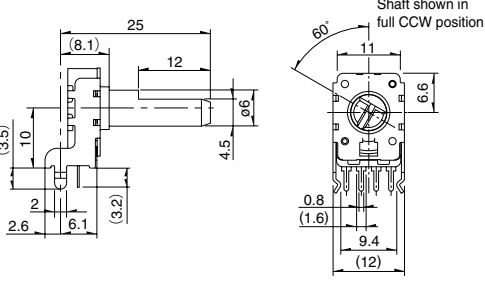
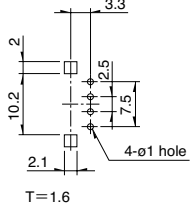

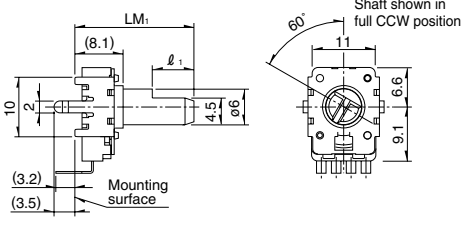
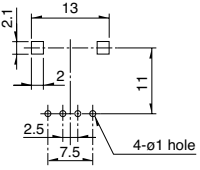

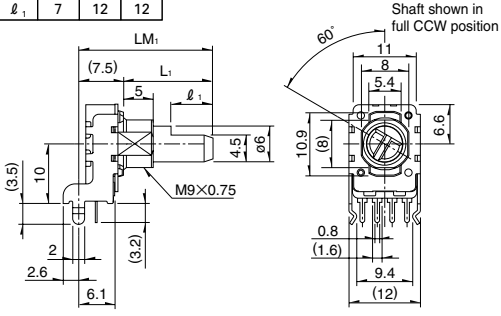
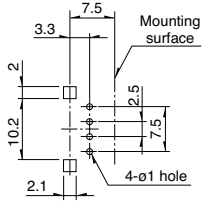

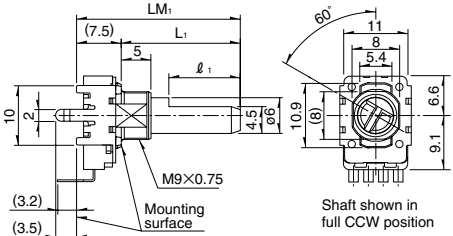
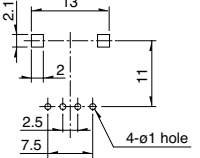
Length of the shaft LM ₁ (mm)	Number of packages (pcs.)		Export package measurements (mm)
	1 case / Japan	1 case / export packing	
15	1,200	2,400	543×377×250
20 to 22.5	1,000	2,000	
25 or more	800	1,600	

Refer to P.355 for other specifications.
Refer to P.356 for ordering products not listed.
Refer to P.366 for soldering conditions.

RK11K 1.1 mm Size Insulated Shaft Snap-in Type

Dimensions

Unit:mm

No.	Photo	Style	PC board mounting hole dimensions (Viewed from mounting side)																					
1																								
2		<table border="1" data-bbox="657 757 826 801"> <tr> <td>LM₁</td> <td>15</td> <td>20</td> <td>25</td> </tr> <tr> <td>ℓ₁</td> <td>4.5</td> <td>7</td> <td>12</td> </tr> </table> 	LM ₁	15	20	25	ℓ ₁	4.5	7	12														
LM ₁	15	20	25																					
ℓ ₁	4.5	7	12																					
3		<table border="1" data-bbox="657 1153 826 1220"> <tr> <td>LM₁</td> <td>22.5</td> <td>25</td> <td>27.5</td> </tr> <tr> <td>L₁</td> <td>15</td> <td>17.5</td> <td>20</td> </tr> <tr> <td>ℓ₁</td> <td>7</td> <td>12</td> <td>12</td> </tr> </table> 	LM ₁	22.5	25	27.5	L ₁	15	17.5	20	ℓ ₁	7	12	12										
LM ₁	22.5	25	27.5																					
L ₁	15	17.5	20																					
ℓ ₁	7	12	12																					
4		<table border="1" data-bbox="657 1541 949 1608"> <tr> <td>LM₁</td> <td>20</td> <td>22.5</td> <td>25</td> <td>27.5</td> <td>30</td> <td>32.5</td> </tr> <tr> <td>L₁</td> <td>12.5</td> <td>15</td> <td>17.5</td> <td>20</td> <td>22.5</td> <td>25</td> </tr> <tr> <td>ℓ₁</td> <td>7</td> <td>7</td> <td>12</td> <td>12</td> <td>12</td> <td>12</td> </tr> </table> 	LM ₁	20	22.5	25	27.5	30	32.5	L ₁	12.5	15	17.5	20	22.5	25	ℓ ₁	7	7	12	12	12	12	
LM ₁	20	22.5	25	27.5	30	32.5																		
L ₁	12.5	15	17.5	20	22.5	25																		
ℓ ₁	7	7	12	12	12	12																		

1 mm Size Insulated Shaft Snap-in Type / Other Specifications

In addition to the products listed, we can accommodate the follow specifications.

Total Resistance Variety

Total resistance (k Ω)	5	10	20	50	100	200
------------------------	---	----	----	----	-----	-----

Resistance Taper

Resistance taper	15A	1B	3B	15C
------------------	-----	----	----	-----

Tapped Types are Also Available

RK11K (single-unit) is also available with tap.

Shaft Variety

Style		Without bushing				With bushing					
		Horizontal type		Vertical type		Horizontal type		Vertical type			
Shaft variety	LM ₁	15	20	25	30	20	22.5	25	27.5	30	32.5
	L ₁	—	—	—	—	12.5	15	17.5	20	22.5	25
	ℓ ₁	4.5	7	12	12	7	7	12	12	12	12
	L _B	—	—	—	—	5	5	5	5	5	5

Detail dimensions



LM₁ =15 only application



Terminal Layout / Circuit Diagram



Note

Marked are specifications recommended by Alps Alpine.

Refer to P.356 for ordering products not listed.

Rotary Potentiometers
 Slide Potentiometers
 Metal Shaft
 Insulated Shaft
 Knob Operating
 Through Shaft Type
 Ring Type

11 mm Size Insulated Shaft Snap-in Type / Ordering Products Not Listed

When ordering product varieties that are not listed, specify referring to the examples below.

Sample Part Number

R K 1 1 K 1 1 4 0 - F 2 2 - C 0 - B 1 0 3

Model type _____

Code	Model type
1	Horizontal type without bushing
2	Horizontal type with bushing
3	Vertical type without bushing
4	Vertical type with bushing

Shaft type _____

Code	Shaft type
F	Flat

*Only available in flat format.

Length of the shaft LM₁ (mm) _____

Code	Length of the shaft	Code	Length of the shaft
15	15	25	25
20	20	30	30
22	22.5	32	32.5
27	27.5	—	—

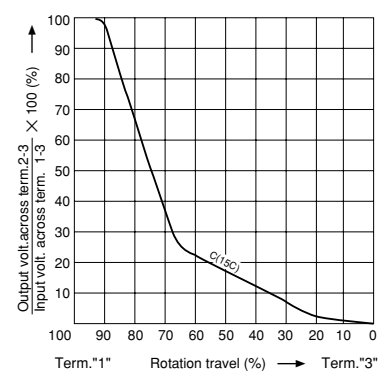
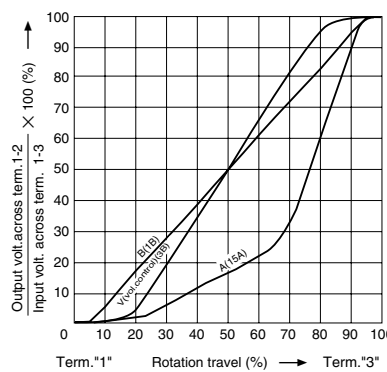
Detent _____

Code	Center detent
C0	Without
C1	With

Resistance taper _____

Code	Resistance taper	Code	Resistance taper
A	15A	C	15C
B	1B	V	3B

B : For tone & general
V : For vol.



Total resistance _____

Code	Total resistance (k Ω)	Code	Total resistance (k Ω)
502	5	503	50
103	10	104	100
203	20	204	200

Note

Marked are specifications recommended by Alps Alpine.

Insulated Shaft Potentiometers

List of Varieties

Type	9mm size			11mm size	12mm size	14mm size	
Series	RK09K11 RK09D11	RK09K12	RK09Y11L	RK11K	RK12L12	RK14K	
	Single-unit	Dual-unit	Single-unit	Single-unit	Dual-unit	Dual-unit	
Photo							
Terminal mounting	Vertical / Horizontal		Horizontal	Vertical / Horizontal			
Bushing	Without			With / Without	Without	With / Without	
Operating temperature range	-10°C to +70°C						
Operating life	5,000 cycles	10,000 cycles	1,000,000 cycles	15,000 cycles			
Available for automotive use	—	—	—	—	—	—	
Life cycle							
Electrical performance	Total resistance (k Ω)	5, 10, 20, 50, 100, 200		10	5, 10, 20, 50, 100, 200		
	Resistance taper	15A, 1B, 3B, 15C		B	15A, 1B, 3B, 15C		
	Total resistance tolerance	±20%	±30%	±30%	±20%		
	Rated power	0.05W	0.03W	0.01W	0.05W		
	Maximum operating voltage	50V AC 20V DC	50V AC for AC only	50V AC 5V DC	50V AC 20V DC	50V AC for AC only	
	Gang error	—	-40dB to 0dB 3dB max.	—	—	Volume control -40dB to 0dB 3dB max. For tone control within 2dB at center	
	Insulation resistance	100MΩ min. 250V DC			100MΩ min. 500V DC	100MΩ min. 250V DC	
	Voltage proof	250V AC for 1minute			500V AC for 1minute	300V AC for 1minute	
	Center-taps	Without			Without / With	Without	Without / With (Volume control)
Mechanical performance	Detent	Without, Center		Without	Without, Center	Without, Center	
	Stopper strength	0.3N·m		—	Without bushing 0.5N·m With bushing 0.6N·m	0.5N·m 0.6N·m	
	Push-pull strength	50N max.		30N max.	80N max.		
	Vibration	10 to 55 to 10Hz/min., the amplitude is 1.5mm for all the frequencies, in the 3 direction of X, Y and Z and for 2 hours respectively					
Shaft configuration	Flat type, Knob type, Screwdriver type			Flat type			
Terminal style	Insertion						
Page	345 364(RK09D117)		352	353	357 364(RK12L12H, RK12L127)	360	

Insulated Shaft Potentiometers Soldering Conditions	366
Potentiometers Cautions	418
Potentiometers Measurement and Test Methods	420
Potentiometers Resistance Taper	422

Note

● Indicates applicability to all products in the series.

Reference for Manual Soldering

Series	Tip temperature	Soldering time	No. of solders
RK09D, RK09K, RK09Y11L, RK11K, RK12L, RK14K	350°C max.	3s max.	1 time

Reference for Dip Soldering

Series	Preheating		Dip soldering		No. of solders
	Soldering surface temperature	Heating time	Soldering temperature	Soldering time	
RK12L	100°C	1 min. max.	260°C max.	5s max.	2 time max.

Rotary Potentiometers

Slide Potentiometers

Metal Shaft

Insulated Shaft

Knob Operating

Through Shaft Type

Ring Type

Данный компонент на территории Российской Федерации

Вы можете приобрести в компании MosChip.

Для оперативного оформления запроса Вам необходимо перейти по данной ссылке:

<http://moschip.ru/get-element>

Вы можете разместить у нас заказ для любого Вашего проекта, будь то серийное производство или разработка единичного прибора.

В нашем ассортименте представлены ведущие мировые производители активных и пассивных электронных компонентов.

Нашей специализацией является поставка электронной компонентной базы двойного назначения, продукции таких производителей как XILINX, Intel (ex.ALTERA), Vicor, Microchip, Texas Instruments, Analog Devices, Mini-Circuits, Amphenol, Glenair.

Сотрудничество с глобальными дистрибьюторами электронных компонентов, предоставляет возможность заказывать и получать с международных складов практически любой перечень компонентов в оптимальные для Вас сроки.

На всех этапах разработки и производства наши партнеры могут получить квалифицированную поддержку опытных инженеров.

Система менеджмента качества компании отвечает требованиям в соответствии с ГОСТ Р ИСО 9001, ГОСТ РВ 0015-002 и ЭС РД 009

Офис по работе с юридическими лицами:

105318, г.Москва, ул.Щербаковская д.3, офис 1107, 1118, ДЦ «Щербаковский»

Телефон: +7 495 668-12-70 (многоканальный)

Факс: +7 495 668-12-70 (доб.304)

E-mail: info@moschip.ru

Skype отдела продаж:

moschip.ru

moschip.ru_4

moschip.ru_6

moschip.ru_9