

4

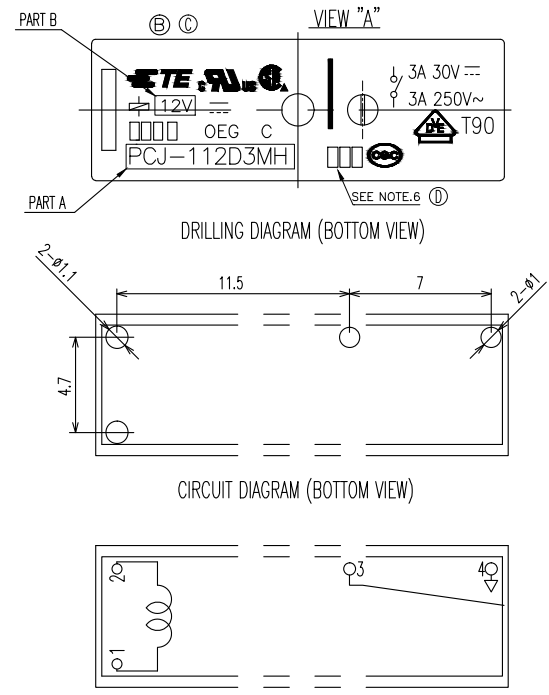
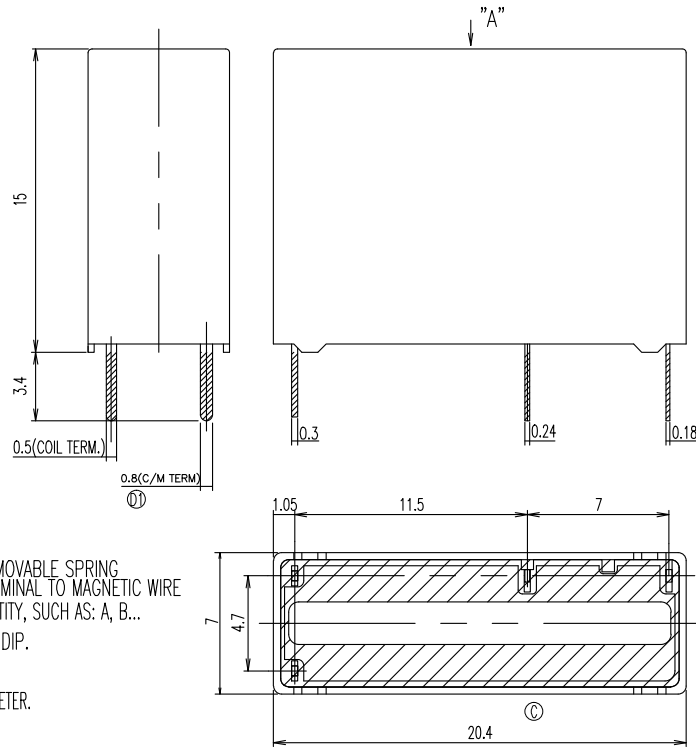
3

2

1

THIS DRAWING IS UNPUBLISHED. RELEASED FOR PUBLICATION
 © COPYRIGHT - By TE Connectivity ALL RIGHTS RESERVED.

LOC		DIST		REVISIONS			
P	LTR	DESCRIPTION		DATE	DWN	APVD	
	D	CHANGE THE WIDTH OF THE TERMINAL FROM 0.5MM TO 0.3MM		ECO-14-011875	04-AUG-14	Q.L	B.F



NOTES:

- 1. SOLDER DIP: STATIONARY TERMINAL AND MOVABLE SPRING COIL TERMINAL and COIL TERMINAL TO MAGNETIC WIRE
- ③ 2. ONE CHARACTER DISTINGUISH THE LINE IDENTITY, SUCH AS: A, B...
- 3. TERMINAL DIMENSION IS BEFORE SOLDER DIP.
- ④ 4. FOR THE TIN-PLATING OF THE PINS:
 +0.1mm FOR WIDTH, THICKNESS AND DIAMETER.
 +0.5mm FOR LENGTH.
- ⑤ 5. MARKING FROM INK CHANGE TO LASER
- ⑥ 6. ADD LOT NO. SYSTEM AS FOLLOWING;



- I. DIGITS FOR DAY OF THE WEEK
 1...MONDAY IN THIS WEEK;
 2...TUESDAY IN THIS WEEK;

 7...SUNDAY IN THIS WEEK
- II. DIGITS FOR SHIFT OF THE DAY
 1...DAY SHIFT IN THIS DAY;
 2...NIGHT SHIFT IN THIS DAY;
- III. ONE CHARACTER DISTINGUISH THE LINE IDENTITY, SUCH AS: A, B,.....Z

DIAGRAM DIMENSION	TOLERANCE
0.99mm max.	±0.1mm
1 - 2.99mm	±0.2mm
3mm min.	±0.3mm

THIS DRAWING IS A CONTROLLED DOCUMENT.		DWN H. SASAKI	
		CHK Y. OIKAWA	
		APVD A. NAGAI	
DIMENSIONS: mm		PRODUCT SPEC -	
TOLERANCES UNLESS OTHERWISE SPECIFIED:		APPLICATION SPEC -	
MATERIAL -		WEIGHT -	
FINISH -		CUSTOMER DRAWING	

TE TE Connectivity			
NAME PCJ SPEC ,301			
SIZE A3	CAGE CODE 00779	DRAWING NO C=1721081	RESTRICTED TO -
SCALE 5:1		SHEET 1 of 3	REV D1

4

3

2

1

THIS DRAWING IS UNPUBLISHED.

RELEASED FOR PUBLICATION

ALL RIGHTS RESERVED.

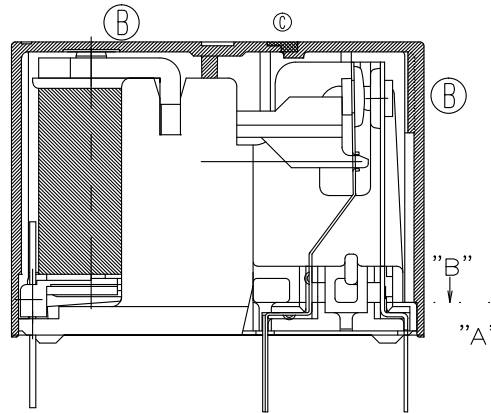
LOC
HB

DIST
-

REVISIONS

P	LTR	DESCRIPTION	DATE	DNW	APVD
-	-	SEE SHEET 1	-	-	-

ⓑ CHANGE CASE,CORE,YOKE : REV_A ==> B



THIS DRAWING IS A CONTROLLED DOCUMENT.		DWN H.SASAKI		TE Connectivity	
		CHK Y.OIKAWA			
DIMENSIONS: mm		TOLERANCES UNLESS OTHERWISE SPECIFIED:		NAME	
		0 PLC ± -		APVD A.NAGAI	
		1 PLC ± -		PRODUCT SPEC	
		2 PLC ± -		-	
		3 PLC ± -		APPLICATION SPEC	
		4 PLC ± -		-	
MATERIAL -		FINISH -		SIZE CAGE CODE DRAWING NO	
				A3 00779 C=1721081	
				RESTRICTED TO	
				-	
		CUSTOMER DRAWING		SCALE 5:1 SHEET 2 of 3 REV D1	

4

3

2

1

THIS DRAWING IS UNPUBLISHED.

RELEASED FOR PUBLICATION

ALL RIGHTS RESERVED.

© COPYRIGHT - By TE Connectivity

LOC
HBDIST
-

REVISIONS

P	LTR	DESCRIPTION	DATE	DWN	APVD
-	-	SEE SHEET 1	-	-	-

①

N	PCJ-12403MH_301S	2-1721081-8	107-79053 (TUBE)	24V	PCJ-12403MH
M	PCJ-11803MH_301S	2-1721081-7	107-79053 (TUBE)	18V	PCJ-11803MH
L	PCJ-11203MH_301S	2-1721081-6	107-79053 (TUBE)	12V	PCJ-11203MH
K	PCJ-10903MH_301S	2-1721081-5	107-79053 (TUBE)	9V	PCJ-10903MH
J	PCJ-10603MH_301S	2-1721081-4	107-79053 (TUBE)	6V	PCJ-10603MH
I	PCJ-10503MH_301S	2-1721081-3	107-79053 (TUBE)	5V	PCJ-10503MH
H	PCJ-10303MH_301S	2-1721081-2	107-79053 (TUBE)	3V	PCJ-10303MH
G	PCJ-12403M_301S	2-1721081-1	107-79053 (TUBE)	24V	PCJ-12403M
F	PCJ-11803M_301S	2-1721081-0	107-79053 (TUBE)	18V	PCJ-11803M
E	PCJ-11203M_301S	1-1721081-9	107-79053 (TUBE)	12V	PCJ-11203M
D	PCJ-10903M_301S	1-1721081-8	107-79053 (TUBE)	9V	PCJ-10903M
C	PCJ-10603M_301S	1-1721081-7	107-79053 (TUBE)	6V	PCJ-10603M
B	PCJ-10503M_301S	1-1721081-6	107-79053 (TUBE)	5V	PCJ-10503M
A	PCJ-10303M_301S	1-1721081-5	107-79053 (TUBE)	3V	PCJ-10303M
n	PCJ-12403MH_301	1-1721081-4	107-79014 (TRAY)	24V	PCJ-12403MH
m	PCJ-11803MH_301	1-1721081-3	107-79014 (TRAY)	18V	PCJ-11803MH
l	PCJ-11203MH_301	1-1721081-2	107-79014 (TRAY)	12V	PCJ-11203MH
k	PCJ-10903MH_301	1-1721081-1	107-79014 (TRAY)	9V	PCJ-10903MH
j	PCJ-10603MH_301	1-1721081-0	107-79014 (TRAY)	6V	PCJ-10603MH
i	PCJ-10503MH_301	1721081-9	107-79014 (TRAY)	5V	PCJ-10503MH
h	PCJ-10303MH_301	1721081-8	107-79014 (TRAY)	3V	PCJ-10303MH
g	PCJ-12403M_301	1721081-7	107-79014 (TRAY)	24V	PCJ-12403M
f	PCJ-11803M_301	1721081-6	107-79014 (TRAY)	18V	PCJ-11803M
e	PCJ-11203M_301	1721081-5	107-79014 (TRAY)	12V	PCJ-11203M
d	PCJ-10903M_301	1721081-4	107-79014 (TRAY)	9V	PCJ-10903M
c	PCJ-10603M_301	1721081-3	107-79014 (TRAY)	6V	PCJ-10603M
b	PCJ-10503M_301	1721081-2	107-79014 (TRAY)	5V	PCJ-10503M
a	PCJ-10303M_301	1721081-1	107-79014 (TRAY)	3V	PCJ-10303M
No	DESCRIPTION	TE PART NO	PACKING SPECIFICATION	PART B	PART A

RELAY TYPE

Ⓐ

nn	PCJ-12403MH_301M	4-1721081-2	107-79048 (TUBE)	24V	PCJ-12403MH
mm	PCJ-11803MH_301M	4-1721081-1	107-79048 (TUBE)	18V	PCJ-11803MH
ll	PCJ-11203MH_301M	4-1721081-0	107-79048 (TUBE)	12V	PCJ-11203MH
kk	PCJ-10903MH_301M	3-1721081-9	107-79048 (TUBE)	9V	PCJ-10903MH
jj	PCJ-10603MH_301M	3-1721081-8	107-79048 (TUBE)	6V	PCJ-10603MH
ii	PCJ-10503MH_301M	3-1721081-7	107-79048 (TUBE)	5V	PCJ-10503MH
hh	PCJ-10303MH_301M	3-1721081-6	107-79048 (TUBE)	3V	PCJ-10303MH
gg	PCJ-12403M_301M	3-1721081-5	107-79048 (TUBE)	24V	PCJ-12403M
ff	PCJ-11803M_301M	3-1721081-4	107-79048 (TUBE)	18V	PCJ-11803M
ee	PCJ-11203M_301M	3-1721081-3	107-79048 (TUBE)	12V	PCJ-11203M
dd	PCJ-10903M_301M	3-1721081-2	107-79048 (TUBE)	9V	PCJ-10903M
cc	PCJ-10603M_301M	3-1721081-1	107-79048 (TUBE)	6V	PCJ-10603M
bb	PCJ-10503M_301M	3-1721081-0	107-79048 (TUBE)	5V	PCJ-10503M
aa	PCJ-10303M_301M	2-1721081-9	107-79048 (TUBE)	3V	PCJ-10303M
No	DESCRIPTION	TE PART NO	PACKING SPECIFICATION	PART B	PART A

Ⓐ RELAY TYPE

94V-0		Sn-Ag-Cu	SOLDER	18
		PBT	CASE	17
		UV	SEAL(CASE) JUST FOR WASH TIGHT	16
		EPOXY	SEAL(CASE AND BASE)	15
		3JUEW	MAGNETIC WIRE	14
94V-0		PBT	CARD	13
		Ag ALLOY	STATIONARY CONTACT	12
	SOLDER DIP	Cu ALLOY	STATIONARY TERMINAL	11
		Ag ALLOY	MOVABLE CONTACT	10
	SOLDER DIP	Cu ALLOY	MOVABLE SPRING	9
94V-0		PBT	BASE	8
		STAINLESS	HINGE SPRING	7
	NIP	STEEL	ARMATURE	6
	NIP	STEEL	CORE	5
	NIP	STEEL	YOKE	4
	SOLDER DIP	Cu ALLOY	COIL TERMINAL B	3
	SOLDER DIP	Cu ALLOY	COIL TERMINAL A	2
94V-0		PBT	BOBBIN	1
INCOMBUSTIBILITY	TREATMENT	MATERIAL	DESCRIPTION	ITEM

THIS DRAWING IS A CONTROLLED DOCUMENT.		DWN H.SASAKI	TE TE Connectivity		
		CHK Y.OIKAWA			
DIMENSIONS: mm		APVD A.NAGAI	NAME PCJ SPEC ,301		
TOLERANCES UNLESS OTHERWISE SPECIFIED: 0 PLC ± 1 PLC ± 2 PLC ± 3 PLC ± 4 PLC ± ANGLES ±		PRODUCT SPEC -	SIZE A3		
MATERIAL -		APPLICATION SPEC -	CAGE CODE 00779	DRAWING NO 1721081	RESTRICTED TO -
FINISH -		WEIGHT -	SCALE 5:1	SHEET 3 of 3	REV D1
CUSTOMER DRAWING					

Данный компонент на территории Российской Федерации

Вы можете приобрести в компании MosChip.

Для оперативного оформления запроса Вам необходимо перейти по данной ссылке:

<http://moschip.ru/get-element>

Вы можете разместить у нас заказ для любого Вашего проекта, будь то серийное производство или разработка единичного прибора.

В нашем ассортименте представлены ведущие мировые производители активных и пассивных электронных компонентов.

Нашей специализацией является поставка электронной компонентной базы двойного назначения, продукции таких производителей как XILINX, Intel (ex.ALTERA), Vicor, Microchip, Texas Instruments, Analog Devices, Mini-Circuits, Amphenol, Glenair.

Сотрудничество с глобальными дистрибьюторами электронных компонентов, предоставляет возможность заказывать и получать с международных складов практически любой перечень компонентов в оптимальные для Вас сроки.

На всех этапах разработки и производства наши партнеры могут получить квалифицированную поддержку опытных инженеров.

Система менеджмента качества компании отвечает требованиям в соответствии с ГОСТ Р ИСО 9001, ГОСТ РВ 0015-002 и ЭС РД 009

Офис по работе с юридическими лицами:

105318, г.Москва, ул.Щербаковская д.3, офис 1107, 1118, ДЦ «Щербаковский»

Телефон: +7 495 668-12-70 (многоканальный)

Факс: +7 495 668-12-70 (доб.304)

E-mail: info@moschip.ru

Skype отдела продаж:

moschip.ru

moschip.ru_4

moschip.ru_6

moschip.ru_9