Marking Systems
Tools
Mounting Material

2015 / 2016

5

PHOENIX CONTACT
INSPIRING INNOVATIONS



Marking systems, tools, and mounting material

Terminal blocks
- Terminal blocks

Interface technology and switching devices
- Electronic switching devices and motor control
- Measurement and control technology
- Monitoring
- Relay modules
- System cabling for controllers

Sensor/actuator cabling and industrial connectors
- Sensor/actuator cabling
- Cables and lines
- Connectors

Control technology, I/O systems, and automation infrastructure
- Lighting and signaling
- Fieldbus components and systems
- Functional Safety
- HMIs and industrial PCs
- I/O systems
- Industrial Ethernet
- Industrial communication technology
- Software
- Controllers
- Wireless data communication

Surge protection and power supplies
- Surge protection and interference suppression filters
- Power supplies and UPS
- Protective devices

PCB connection technology and electronics housing 2013/14
- PCB terminal blocks and PCB connectors
- Electronics housing

Connection technology for field devices 2013/14
- Connectors
- Cables and lines

Information on these products can be found in the electronic product catalogs for 2013/14.

Or get the latest on all the new products and additional information directly in the product area of our website:

phoenixcontact.net/products

Find out more with the web code

On some of the catalog pages, you can find our web codes: a number sign followed by a four-digit number combination.

Web code: #1234 (example)

This allows you to reach information on our website quickly.

It couldn't be simpler:
1. Go to the Phoenix Contact website
2. Enter # and the number combination in the search field
3. Receive more information and product versions

#1234 **Search**

Or use the direct link:
phoenixcontact.net/webcode/#1234

Download on the App Store

GET IT ON Google play

Also discover the Phoenix Contact catalog app interactively on your tablet.

Table of contents

Product range overview in pictures 4

Access the desired product directly from here

Marking and labeling

MARKING system

CLIP PROJECT Planning and Marking software
Customer-specific printing service
MARKING system app 15

Marking systems 25

Terminal marking 53

Conductor and cable marking 153

Device marking 223

System marking 307

Tools

TOOL fox

Hand tools 357

Automatic devices 467

Installation and mounting material

CABINET add-on

CLIPSAFE stainless steel Ex terminal boxes and empty housings, CLIPSAFE ABS terminal boxes, component mounting, shielding, cable management 483

Technical information 598

Index 612

Product range in pictures

Planning and marking software

CLIP PROJECT
Planning and marking software Page 16
Customer-specific printing Page 20
MARKING system app Page 22

Marking systems - MARKING system

TOPMARK LASER for industrial marking
TOPMARK LASER Page 28

TOPMARK LASER set Page 29

BLUEMARK CLED for printing UniCard materials - as easy as printing on paper
BLUEMARK CLED Page 31

Thermal transfer printer sets
MARKING BOX Page 38

Thermal transfer printer for roll material
THERMOMARK X1.2 Page 40

Thermal transfer printer for shrink sleeves (double-sided printing possible)
THERMOMARK W2 Page 41



Plotter
CMS-P1-PLOTTER Page 42



Zack marker strip terminal marking for a tall marker groove, for printing with plotter
ZB... Page 62



Zack marker strip terminal marking for a tall and flat marker groove, for printing with plotter
ZB... Page 62

UniCard terminal marking for a tall marker groove, for printing with TOPMARK LASER, BLUEMARK, and THERMOMARK CARD
UCT-TM... Page 76



UniCard terminal marking for a tall and flat marker groove, for printing with TOPMARK LASER, BLUEMARK, and THERMOMARK CARD
UCT-TM... Page 76

Self-adhesive marker strips for terminal blocks without a marker groove, for printing with THERMOMARK ROLL
TML.... Page 90
SK.... Page 92

Group marking Page 96

UniCard marking for terminal blocks from other manufacturers, for printing with BLUEMARK, TOPMARK LASER, and THERMOMARK CARD Page 106

Conductor and

Stainless steel or aluminum laser cable marking for marking with TOPMARK LASER
LS-WMTB... Page 157

Printer set
BLUEMARK CLED SET Page 31

Thermal transfer printer for printing plastic material in UCT and US format
THERMOMARK CARD Page 32

Thermal transfer printer for roll material
THERMOMARK ROLL Page 36

Thermal transfer printer for roll material
THERMOMARK ROLL X1 Page 37

Terminal marking - MARKING system

Plotter with engraving unit
P1 ENGRAVING UNIT Page 43



UniCard terminal marking for a tall marker groove, for printing with BLUEMARK
UC-TM... Page 56



UniCard terminal marking for tall and flat marker groove, for printing with BLUEMARK
UC-TM... Page 56

UniCard terminal marking for marking stud holders, for printing with BLUEMARK
UC-TMN... Page 60



UniSheet terminal marking for a universal marker groove, for printing with THERMOMARK CARD
US-TM... Page 80



UniSheet terminal marking for a tall and flat marker groove, for printing with THERMOMARK CARD
US-TMF... Page 81
UCT1... UCT5-TM... Page 111



Self-adhesive marker strips for terminal blocks without a marker groove, for printing with THERMOMARK ROLL
US-TML... Page 82



Marker strips for terminal marking, for a tall and flat marker groove, for printing with THERMOMARK ROLL
TMT... Page 84

cable marking - MARKING system

Aluminum cable marking for assembly with cable binders, for printing with BLUEMARK CLED
WMTB-AL... Page 160

UniCard clip-on conductor marking, for printing with BLUEMARK
UC-WMC... Page 162

UniCard conductor marking for threading, for printing with BLUEMARK
UC-WMCO... Page 166

Conductor marking with ferrules that can be marked, for printing with BLUEMARK
AI-WM... Page 169

Product range in pictures



UniCard conductor marking for marking collars, for printing with BLUEMARK
UC-WMT... Page 170

UniCard cable marking for assembly with cable binders, for printing with BLUEMARK
UC-WMTB... Page 172
UC-WMTBA... Page 173

UniCard conductor marking for marking with TOPMARK LASER, BLUEMARK, and THERMOMARK CARD
UCT-WMT... Page 174

UniCard clip-on conductor marking, for printing with TOPMARK LASER, BLUEMARK, and THERMOMARK CARD
UCT-WMS... Page 176

UniSheet cable marking for assembly with cable binders, for printing with THERMOMARK CARD
US-WMTB... Page 182

Self-adhesive conductor marking with transparent protective foil, for printing with THERMOMARK ROLL
WML... Page 185
WML-HF... Page 186

Self-adhesive conductor marking as a flag
WML-FLAG... Page 187

Pre-assembled shrink sleeves, for printing with THERMOMARK ROLL
WMS-2HF... Page 188
WMS... Page 189

Cable markers for marking cables and conductors with larger cross sections
SD-WMTBS... Page 211

Plastic cable markers for insert labels
KMK... Page 200

Stainless steel cable marking
SD-WMTBS...VA Page 212

Marking collars for insert labels
PATG... Page 214
PATO... Page 215
PATG-HF... Page 216

UniCard stick-on device marking with high adhesive strength, for printing with BLUEMARK
UC-EMLP... Page 240

UniCard stick-on device marking, for marking with BLUEMARK
UC-EMLP...EX Page 241

UniCard device marking for screwing or riveting, for printing with BLUEMARK
UC-EMSP... Page 242

Marker carriers for UC–EMP .../US–EMP ... snap-in labels, for printing with BLUEMARK Page 286

UniCard conductor marking for marking with TOPMARK LASER, BLUEMARK, and THERMOMARK CARD
UCT-WMCO... Page 177

UniCard conductor marking for marking with TOPMARK LASER, BLUEMARK, and THERMOMARK CARD
UCT-WMTBA... Page 178

UniCard conductor marking for marking with TOPMARK LASER, BLUEMARK, and THERMOMARK CARD
UCT-WMTB... Page 179



UniSheet conductor marking for marking collars, for printing with THERMOMARK CARD
US-WMT... Page 180

Insert conductor marking for marking collars, for printing with THERMOMARK ROLL
EMT... Page 194

Conductor marking for threading, for printing with THERMOMARK ROLL
WMT... Page 196

Cable marking for assembly with cable binders, for printing with THERMOMARK ROLL
WMTB... Page 197

Halogen-free conductor and cable marking for assembly with cable binders
WMTB-HF... Page 198

Device marking - MARKING system

Stainless steel or aluminum laser device marking for marking with TOPMARK LASER
LS-EMSP... Page 226
LS-EMLP... Page 228
LS-EMP... Page 230

Stick-on aluminum device marking, for printing with BLUEMARK CLED
EMLP-AL Page 237

Aluminum device marking to be screwed in or riveted, for printing with BLUEMARK CLED
EMSP-AL... Page 238

Aluminum device marking that can be snapped into marker carriers, for printing with BLUEMARK CLED
EMP-AL... Page 239

UniCard device marking that can be snapped into marker carriers, for printing with BLUEMARK
UC-EMP... Page 243

UniCard snap-in device marking, for printing with BLUEMARK
UC-EM... Page 245

UniCard snap-in device marking for various manufacturers, for marking with TOPMARK LASER, BLUEMARK, and THERMOMARK CARD
UCT-EM... Page 248



UniSheet stick-on device marking, for printing with THERMOMARK CARD
US-EMLP... Page 254
US-EMLP-HA... Page 256

Product range in pictures

UniSheet device marking for snapping into marker carriers, for printing with THERMOMARK CARD
US-EMP... Page 257

Device marking for snapping into marker carriers, for printing with THERMOMARK CARD
P-SS-ZB.../ P-ZB... Page 288

Stick-on device marking and additional screws or rivets, for printing with THERMOMARK CARD
US-EMLSP... Page 260

Stick-on device marking for marking with THERMOMARK CARD
US-EML... Page 261
US-EMLF... Page 262

Highly flexible stick-on PVC device marking, for printing with THERMOMARK ROLL
EMLF... Page 272
EMLC.... Page 273

Stick-on device marking for rough or structured surfaces, for printing with THERMOMARK ROLL
EML-HA... Page 274

Stick-on device marking for high-temperature applications, for printing with THERMOMARK ROLL
EML-HT... Page 275

Stick-on device marking, for ESD applications, for printing with THERMOMARK ROLL...
EML-ESD... Page 276

UniCard device marking that can be snapped into marker carriers, for printing with BLUEMARK
UC-EMP... Page 243



Stick-on device marking, can be engraved or marked with writing
GPE... Page 284

Marker carrier for buttons and control devices
CARRIER-EMP 22... Page 286
CARRIER-EMLP 22... Page 287

System marking -

RFID system
RFMARK HF/UHF handheld Page 311

Stick-on warning labels, with lightning flash and warning instruction
PML-W301... Page 324

Stick-on prohibition signs, preprinted and for printing with THERMOMARK
PML-P101... Page 328

Stick-on mandatory signs, preprinted and for printing with THERMOMARK
PML-M101... Page 336

Stick-on pipeline markers, for printing with THERMOMARK ROLL...
PML-T101... Page 342

Stick-on device marking, for printing with THERMOMARK ROLL
EML... Page 264

Device marking for marking in Ex areas, for use with THERMOMARK ROLL
EML...-EX Page 268

Stick-on device marking, for printing with THERMOMARK ROLL
EMLP... Page 269

Stick-on device marking, can be engraved or marked, for printing with THERMOMARK ROLL
EMLP 24... Page 271
EMLP 30... Page 272

Stick-on device marking, removable, for printing with THERMOMARK ROLL...
EML-RM... Page 277

Stick-on device marking for anti-tamper protection, for printing with THERMOMARK ROLL
EMLS... Page 278

Device marking for rotary switches from Phoenix Contact, for printing with THERMOMARK ROLL
EML-RS... Page 279

UniCard snap-in device marking for Axioline E series, for printing with THERMOMARK ROLL
EMT...R Page 280

MARKING system

RFID HF/UHF system marker with transponder, for marking with BLUEMARK
PMLP-RFID... Page 312
PMP-RFID.... Page 313

UniCard system marking for sticking on or inserting into marker carriers, for marking with BLUEMARK
UC-PMLP... Page 314
UC-PMP... Page 315

Carriers for UC-PMP... and PMP-RFID... markers Page 316

Stick-on warning labels, preprinted and for printing with THERMOMARK, preprinted
US-PML-W... Page 320

Stick-on hazardous substances labels, preprinted and for printing with THERMOMARK
PML-GHS101... Page 350

Stick-on combi labels, for printing with THERMOMARK CARD...
US-EMLF... Page 354

Magnetic label, unprinted, for printing with THERMOMARK ROLL...
PMM... Page 355

Hand tools - TOOL fox

Cable cutter
CUTFOX... Page 360

Cable cutter with ratchet function for minimum effort
CUTFOX... Page 360

UNIFOX VDE combination pliers
UNIFOX-CE VDE... Page 365

Cable binder tools for plastic and stainless steel cable binders
UNIFOX-CT... Page 366

WIREFOX stripping tool, angled
WIREFOX... Page 374

WIREFOX stripping tool
WIREFOX... Page 374

WIREFOX stripping tool
WIREFOX-D... Page 382

Stripping tool for coaxial cables
WIREFOX-D... Page 382

Crimping pliers for connectors and cable lugs
CRIMPFOX-RCI... Page 394
CRIMPFOX RC... Page 396
CRIMPFOX RCT... Page 398

Basic pliers for accommodating various crimp inserts
CRIMPFOX-C50 Page 399

Crimping pliers for solar connectors
CRIMPFOX-SR... Page 405

Basic pliers for accommodating various coaxial crimp inserts
CRIMPFOX-M... Page 405

Voltage and continuity tester
DUSPOL... Page 426

SCREWFOX universal control cabinet keys
SF-CCK... Page 425

Digital current probe multimeter
TESTFOX... Page 427

Tool sets
TOOL... Page 430

CUTFOX cable duct cutter
CUTFOX-CD Page 369

Cable duct cutter
PPS CD M Page 369

Profile cutter
PPS... Page 370

MICROFOX pliers for all electronics applications
MICROFOX... Page 372

Stripping tool for solar cables
WIREFOX-D SR... Page 383

CRIMPHANDY - portable hand-held machine,
for stripping and crimping in just one step
CRIMPHANDY Page 384

CRIMPFOX 4 IN 1 multi-functional crimping pliers
CRIMPFOX 4 IN 1... Page 387

CRIMPFOX crimping pliers for ferrules
CRIMPFOX... Page 389

Screwdrivers
SZS... Page 408

SCREWFOX torque screwdrivers
TSD-M... Page 416

SCREWFOX cordless screwdrivers
SF-ASD Page 417

SCREWFOX preset torque screwdrivers
TSD... Page 424

Pliers, laser marked according to customer specifications
CRIMPFOX...CUS Page 437
WIREFOX...CUS Page 439

Tool sets equipped according to customer requirements Page 440

Tool bags with customized marking Page 442

Ferrules, slip-on sleeves, cable lugs, ring cable lugs
AI... Page 445
C... Page 454

Automatic devices - TOOL fox

Automatic cutting device for conductors and cables
CUTFOX 10... Page 470

Stripping machine
WF 1000... Page 471

Portable crimping machine for ferrules, cable lugs, and connectors
CF 500... Page 474

CRIMPHANDY portable hand-held device
CF CRIMPHANDY 1,0 Page 476
CF CRIMPHANDY 1,5 Page 477

Snap-on end brackets without screws
CLIPFIX... Page 520

Cover profiles
EA... Page 528
AP... Page 526
A/U... Page 527

Power, branch, and L/N/PE connection terminal blocks
AK.../AKG... Page 532
EK... Page 531
AZK 35... Page 531

Europe terminal blocks and junction box connectors
EC... Page 534
JBC... Page 538

DIN rail with cable clamps
WCC... Page 557

Protective hoses made of plastic
WP... Page 558

Screw connections for protective hoses
WP-G HF... Page 560

Spiral hoses
WG-S HF... Page 575

Mounting material - CABINET add-on

Portable stripping and crimping machine for taped products
CF 3000... Page 478

CLIPSAFE stainless steel Ex terminal boxes and empty housings Page 484
CLIPSAFE ABS terminal boxes Page 496

Ex cable glands Page 500

DIN rails
NS... Page 508

Sockets with a 45 mm standard pitch
SD-D... Page 540

Shield connection clamps
SK... Page 542



Support bracket for single-sided shielding
AB-SK... Page 544
AB/SS... Page 530

Cable ducts and accessories
CD... Page 553

Plastic cable markers for insert labels
KMK... Page 582

Cable binders Page 588

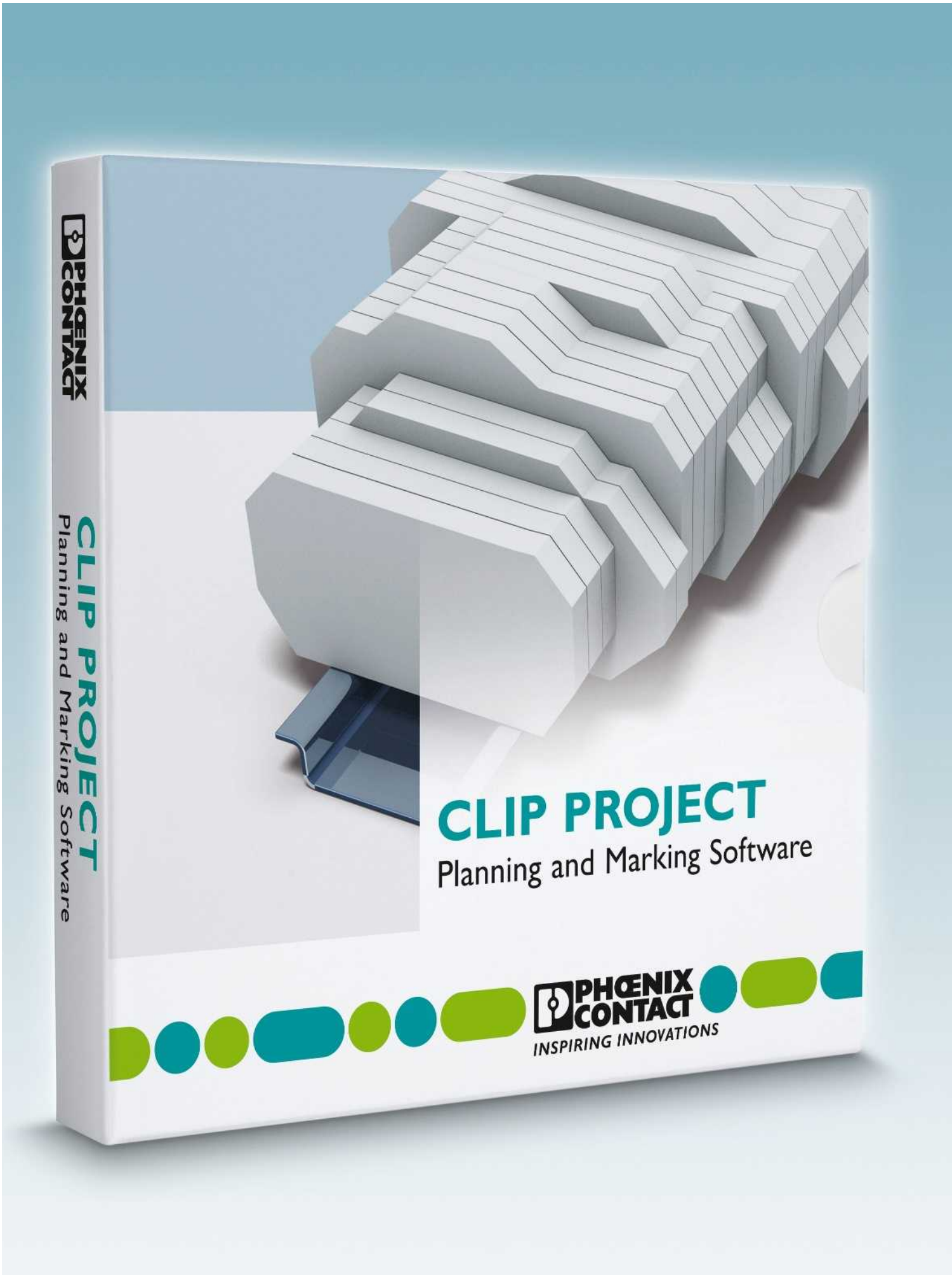
PHOENIX CONTACT
CLIP PROJECT
Planning and Marking Software
CLIP PROJECT
Planning and Marking Software
PHOENIX CONTACT
INSPIRING INNOVATIONS

Planning and marking software, customer-specific printing service, and MARKING system app

The CLIP PROJECT Planning and Marking software consists of two modules:
- CLIP PROJECT Planning enables the quick and convenient planning and configuration of fault-free terminal strips.
- CLIP PROJECT Marking is a powerful piece of software for the creation of individual labels for terminal blocks, cables, lines, devices, and systems.

Thanks to the optimum interaction between the two modules, even in connection with electrical planning systems, the result is an end-to-end process chain: from planning and documentation, right through to the finished terminal strip or the finished marking.

The advanced version, CLIP PROJECT PROFESSIONAL, also features an efficient template designer, which can be used to design custom labels.

All marking materials in the portfolio can also be ordered as customer-specific printed versions. Within no time at all, you will receive high-quality marking solutions, printed according to your individual requirements.

Which marking suits your requirements? Find out with the MARKING system app!
Quickly and easily find the right solution with either the structured search assistant or the integrated product scanner. Thanks to the material editor, you can also create the required markings directly in the application environment.
Expand your THERMOMARK LINE printer with the MINI FD BLUETOOTH Bluetooth USB stick and send your print orders directly and wirelessly (or via USB connection) to the printer from your tablet PC or smartphone.

CLIP PROJECT Planning and Marking software **16**

CLIP PROJECT advanced **18**
CLIP PROJECT professional **19**

Customer-specific printing service **20**

MARKING system app **22**

Planning and marking software, customer-specific printing service, and MARKING system app



Marking module

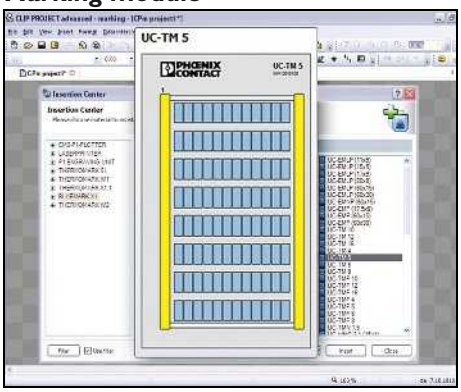

During selection, the marking materials are displayed as a preview for rapid product selection.

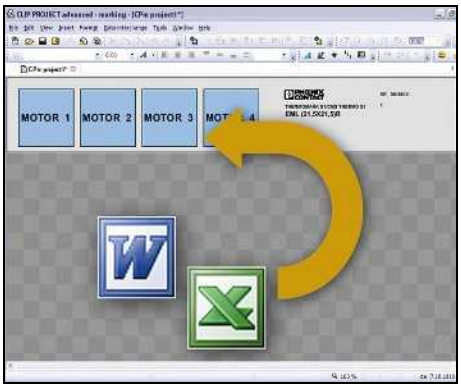

Interfaces to all CAE systems and spreadsheet and text processing programs are provided for the open exchange of data.

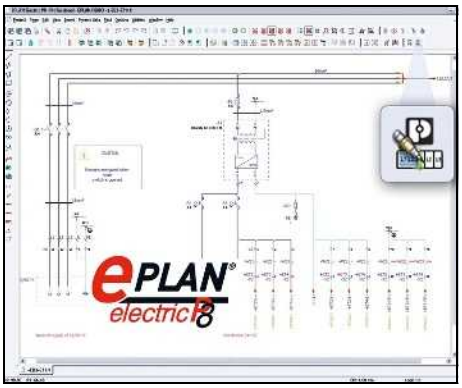

By integrating CLIP PROJECT into EPLAN P8, the marking data for terminal, conductor, and device marking can be automatically taken from the circuit diagram.

Planning and marking software, customer-specific printing service, and MARKING system app

The online update immediately provides the user with new products and program extensions for the marking and planning module.

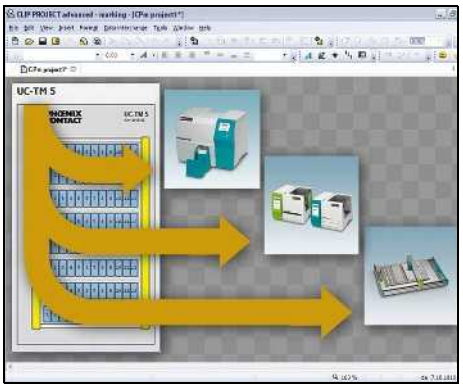

All Phoenix Contact output devices and standard office printers can be easily controlled with just one piece of software.

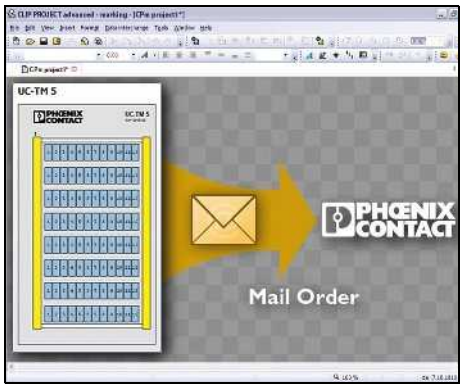

Phoenix Contact provides a marking service. Orders can be placed by e-mail and all items printed and supplied to suit the customer.

Planning module

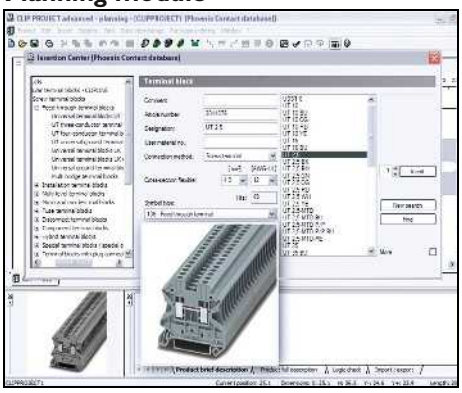

During selection, all Phoenix Contact products which can be fitted on DIN rails are displayed as a preview for rapid product selection.

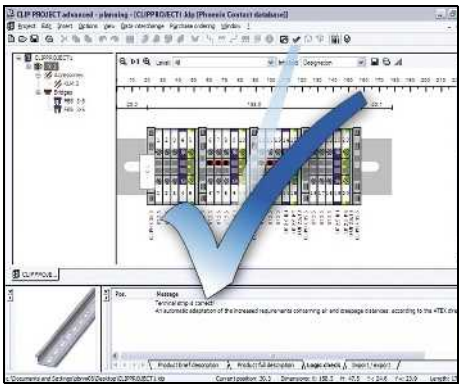

The automatic correction function checks the configured terminal strip and automatically adds any missing accessories. 2D and 3D design data are available at the click of a mouse.

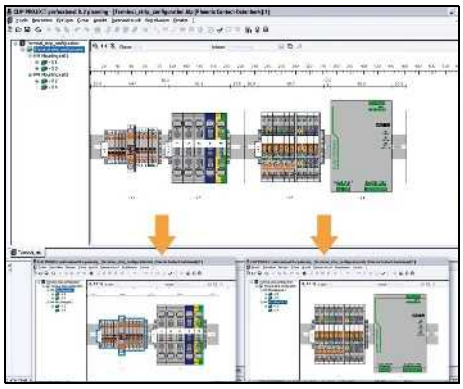

The configured terminal strips can be distributed across several DIN rails in order to determine the exact space requirements for installation.

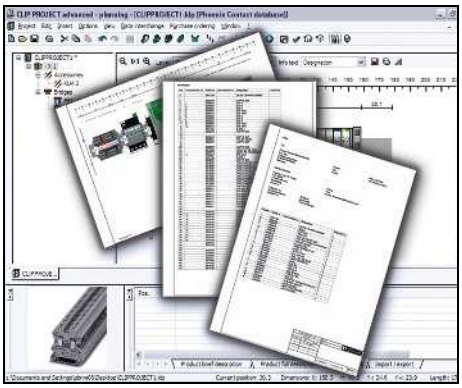

Complete documentation and an effective 3D preview are available for rapidly and correctly producing the mechanical structure of the terminal strips.

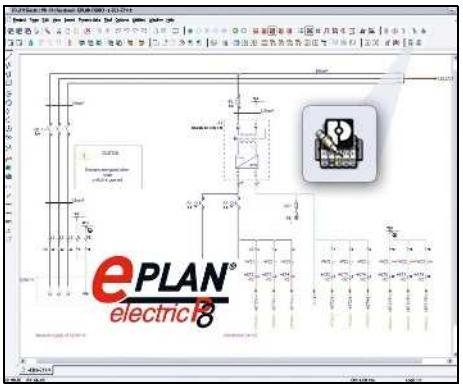

By integrating CLIP PROJECT into EPLAN P8, terminal strips are automatically produced from the circuit diagram in CLIP PROJECT. The product data is written back to the EPLAN parts lists using the two-way interface.

Phoenix Contact provides a terminal strip service. The terminal strips configured to suit your requirements can be ordered using the e-mail function. Phoenix Contact will supply the terminal strips promptly.

CLIP PROJECT ADVANCED

The CLIP PROJECT ADVANCED program enables the quick planning and configuration of terminal strips for the control cabinet and field as well as custom-marking of terminal blocks, cables and lines, and devices and systems:

- Planning of terminal strips with components of the CLIPLINE, INTERFACE, TRABTECH, and AUTOMATION product ranges
- The automatic correction function performs a logical test of the terminal strips and automatically adds the necessary accessories such as covers and end brackets
- The terminal strip configurator enables the distributed arrangement of individual terminal strips on different DIN rails
- 3D preview and complete documentation of the assembled DIN rails, such as order and mounting lists
- High-performance import of marking information and extensive design options for the custom-marking of terminal blocks, cables, and lines, as well as devices and systems
- Numerous sorting and filter functions for efficient management of your print jobs
- Support for all marking materials and output devices from Phoenix Contact
- Automatic Internet update
- Intuitive Windows® user interface

To reduce engineering costs and improve data quality, CLIP PROJECT ADVANCED supports data exchange with electrical planning systems in both directions:

- With the circuit diagram as the basis, the required products are automatically selected and their complete data written back to the parts lists
- The marking information can be automatically exported and assigned to the desired marking materials
- In order for the marking to be assigned clearly, even in the case of extensive projects, the project structure tree from the CAE system has been adopted in CLIP PROJECT; this also allows the marking to be output to sub-projects



Technical data

General data	
Software interface	EPLAN 5.7 EPLAN Electric P8 AUCOTEC ELCAD AUCOTEC Engineering Base AUCOTEC RUPLAN ZUKEN E^3 Bentley Promis-e WSCAD IGE XAO PC-Schematic AUTOMATION SDProget SPAC
System requirements	
Operating systems	MS Windows XP SP3, MS Windows Vista, MS Windows 7 (32/64-bit), MS Windows 8 (32/64-bit)

Ordering data

Description	Type	Order No.	Pcs. / Pkt.
CLIP PROJECT advanced, planning and marking software, German/English/French/Dutch/Italian/Spanish/Russian/Polish/Hungarian/Czech/Turkish/Portuguese/Chinese and Japanese	**CLIP-PROJECT ADVANCED**	**5146040**	1

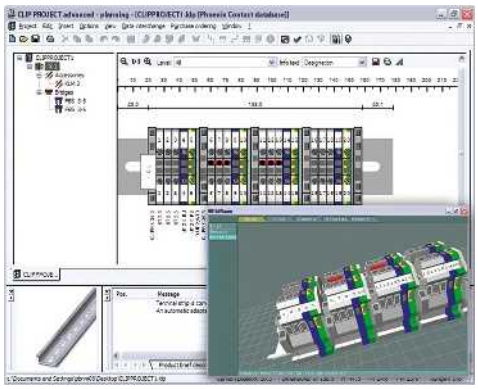

CLIP PROJECT PROFESSIONAL

The CLIP PROJECT Planning and Marking software is available in both an ADVANCED and PROFESSIONAL version:

- The PROFESSIONAL version also includes an efficient template designer, which can be used to design custom labels and adapt existing material descriptions
- Graphics, various barcode types, and geometric elements such as squares, circles, and lines can be accessed for design work
- Data can also be imported into the templates from various data sources
- Rapid, simple, and flexible adaptation to changing requirements



Technical data

General data	
Software interface	EPLAN 5.7 EPLAN Electric P8 AUCOTEC ELCAD AUCOTEC Engineering Base AUCOTEC RUPLAN ZUKEN E^3 Bentley Promis-e WSCAD IGE XAO PC-Schematic AUTOMATION SDProget SPAC
System requirements	
Operating systems	MS Windows XP SP3, MS Windows Vista, MS Windows 7 (32/64-bit), MS Windows 8 (32/64-bit)

Ordering data

Description	Type	Order No.	Pcs. / Pkt.
CLIP PROJECT professional, planning and marking software, with template designer, German/English/French/Dutch/Italian/Spanish/Russian/Polish/Hungarian/Czech/Turkish/Portuguese/Chinese and Japanese	**CLIP-PROJECT PROFESSIONAL**	**5146053**	1

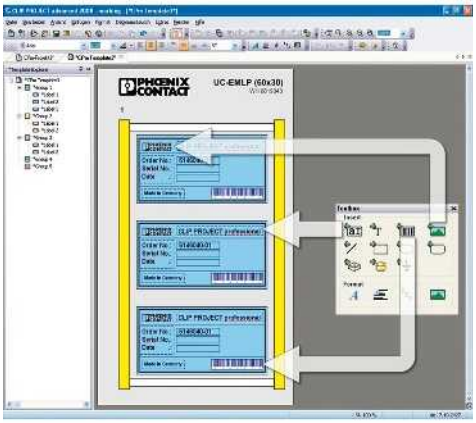

Planning and marking software, customer-specific printing service, and MARKING system app

Easy ordering process via CLIP PROJECT and e-mail

You can create customer-specific marking quickly and easily via CLIP PROJECT and order via e-mail.

New: color-printed marking solutions

You can use marking materials in UniCard and UniSheet format as well as metal labels for color printing.

We create marking materials according to your requirements

All materials which can be marked according to customer requirements are indicated with this symbol. The ordering process is described for you on the following page.

Special marking orders, step 1

All marking materials are available on our website for your custom printing.
Simply search for the required item on our website and select the material with the ending ...CUS.

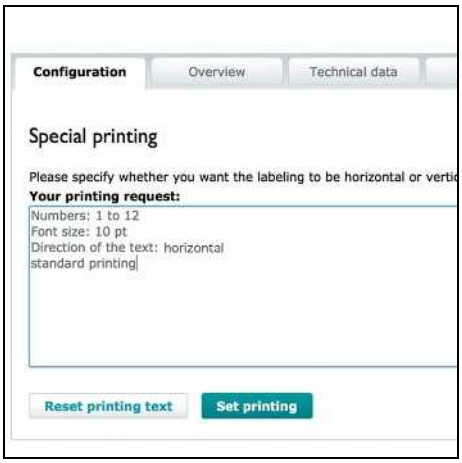

Special marking orders, step 2

Configuration of the selected CUS item: under **Configuration**, you can enter the required marking data in the free text field.

Tasks required:

- Marking text
- Font size
- Read direction "horizontal" (1) or "vertical" (2)
- Normal or bold print
- Please send special characters, symbols, and logos as an image file

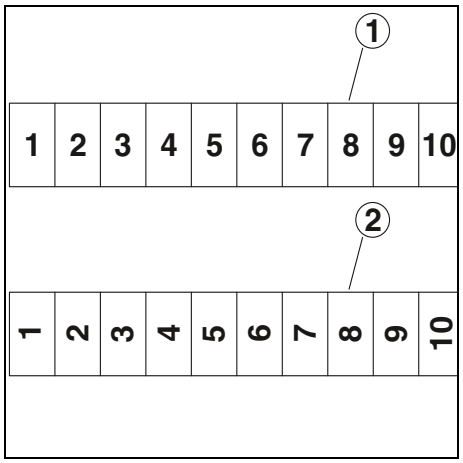

Special marking orders, step 3

- Zack marker strip (ZB...): 1 strip
- Card material (US-...): 1 card
- Plastic sheet (e.g., UC(T)-...): 1 sheet
- Sheet material (e.g., BMKL...): 1 sheet
- Rolls (e.g., EML (...x..)R): 1 strip (row)
- Metal labels for BLUEMARK CLED (e.g., EMP-AL...): 1 label



Individually marked according to customer requirements:

You will receive your marking materials, custom-marked according to the marking requirements you have provided, as quickly as possible.

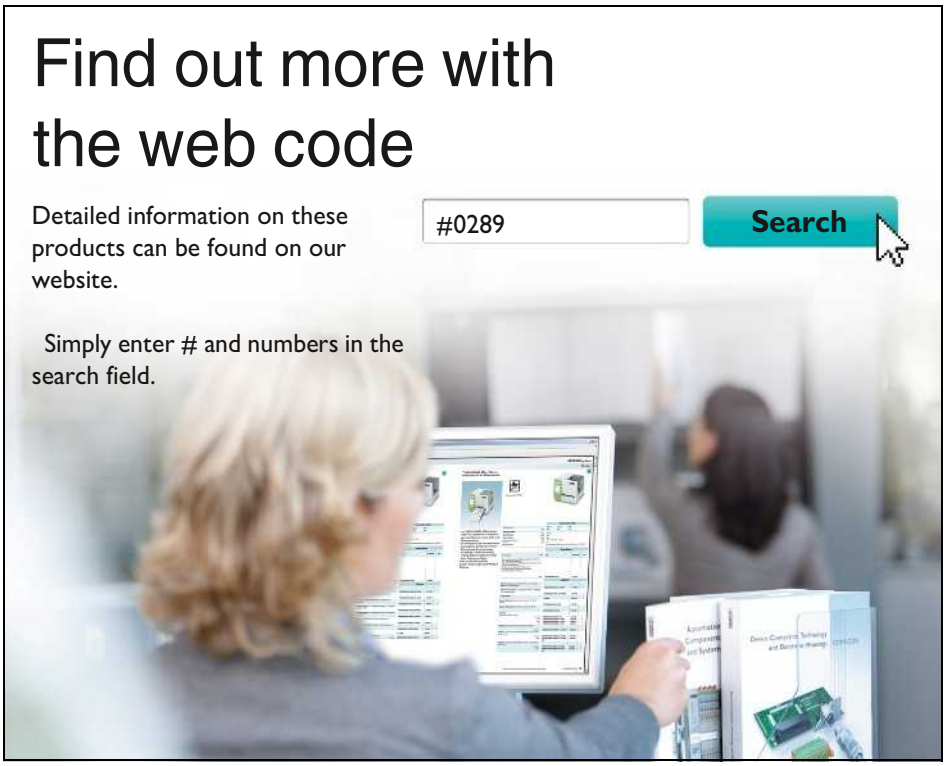

Planning and marking software, customer-specific printing service, and MARKING system app

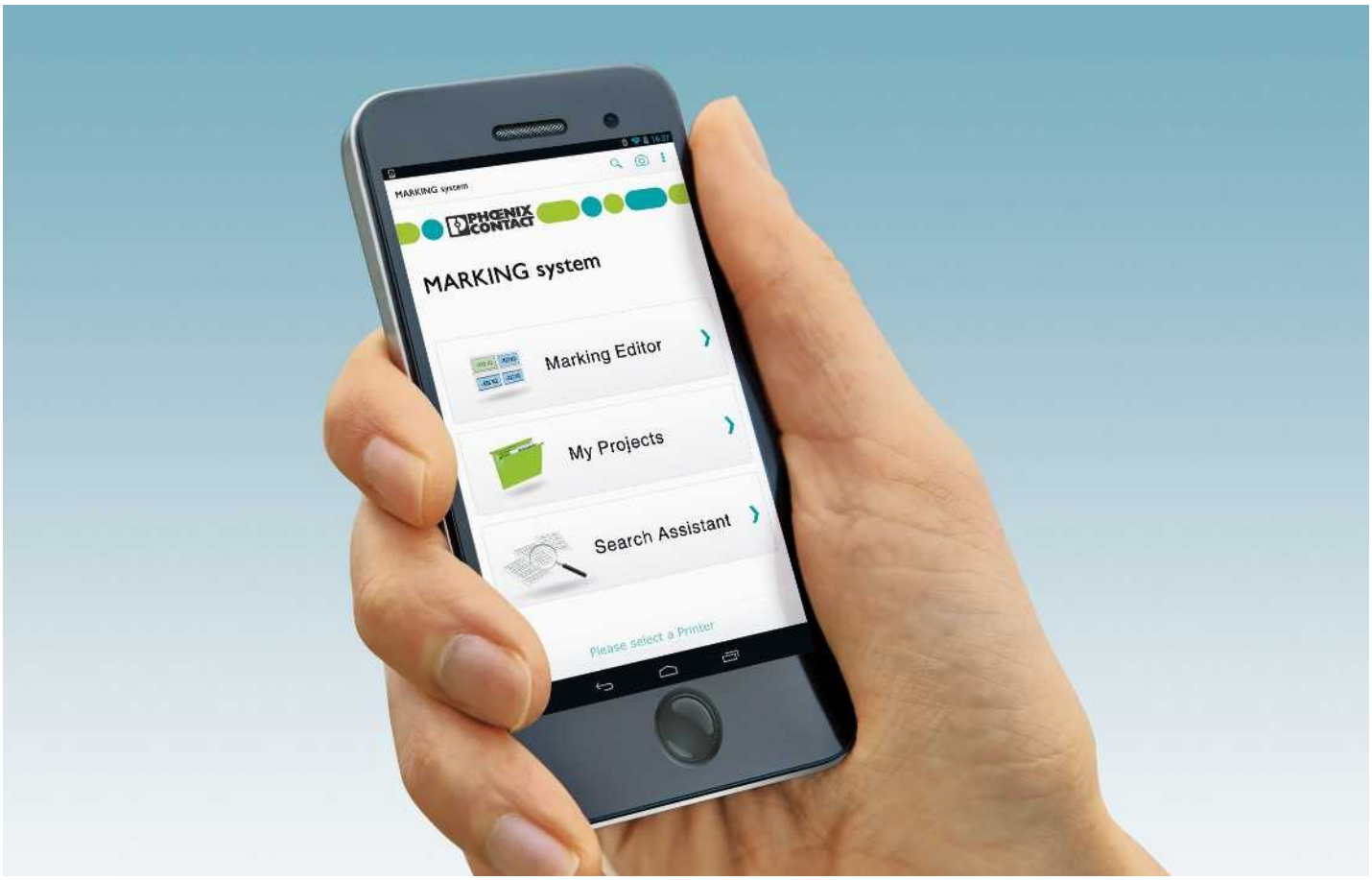

Marking editor
The marking editor allows you to create the required markings directly in the application environment via tablet PC or smartphone.

Product scanner
The product scanner allows you to quickly and easily call up technical data for the marking material or directly mark it via the material editor.

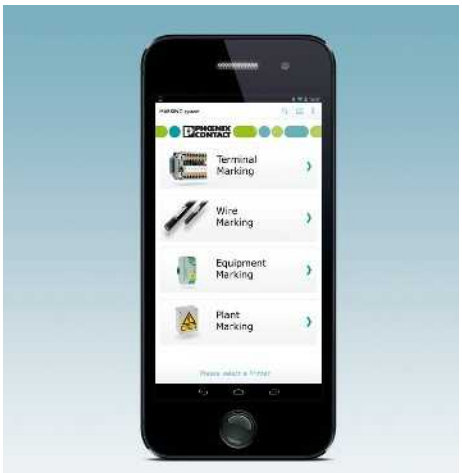

Search assistant
With the search assistant, you can carry out a structured, targeted search for suitable marking materials, even without knowledge of this field.

MARKING system app and MINI FD BLUETOOTH

You can retrofit your THERMOMARK LINE printer with MINI FD BLUETOOTH.
MINI FD BLUETOOTH enables reliable wireless data exchange between THERMOMARK LINE printers and mobile, Bluetooth-capable devices, such as smartphones and tablet PCs. This means that print orders can be conveniently sent to the printer using the MARKING system app.

Functions of the MARKING system app:

- Material editor for mobile marking of marking materials
- Product scanner for calling up appropriate marking solutions quickly and conveniently
- Search assistant for searching for marking materials quickly and easily – even without knowledge of this field
- My projects: manage the projects you have created in a structured and clear manner
- List of saved items: save the required number of your desired item along with a short description for traceability
- Favorites: save frequently used marking materials
- Easily set the right print parameters from your tablet PC or smartphone

Notes:

For further information on the THERMOMARK LINE printers, please refer to the product area on our website at phoenixcontact.net/products.

Technical data

General data	
Application	USB/Bluetooth
Transmission speed [Mbps]	3

Ordering data

Description	Type	Order No.	Pcs. / Pkt.
Bluetooth USB adapter			
	MINI FD BLUETOOTH	**0830986**	1

Accessories

Thermal transfer printer for cards, incl. European power cable, US power cable, USB cable, DVD with CLIP PROJECT ADVANCED, CD with multilingual user manual/driver/firmware, DIN A5 printed English/German user manual, magazine for UCT–TM materials, magazine for US materials, one unit pack UCT–TM 6, one unit pack US–EMLP (85,6x54), one ink ribbon (50-meter sample roll)	**THERMOMARK CARD**	**5146464**	1
Thermal transfer printer for material off the roll, including European power cable, US power cable, USB cable, DVD with CLIP PROJECT ADVANCED, CD with multilingual user manual/driver/firmware, A5 printed English/German user manual, one roll of EML (20x8) labels containing 1000 labels, one ink ribbon (50 meters)	**THERMOMARK ROLL**	**5146477**	1
	THERMOMARK ROLL X1	**5146723**	1
Thermal transfer printer, incl. connecting cable, Windows® printer driver and operating instructions, software	**THERMOMARK X1.2**	**5146231**	1

PHOENIX CONTACT
BLUEMARK CLED
READY
BLUEMARK CLED

Marking systems - MARKING system

The right printer for every application. We can provide a wide range of marking systems for your terminal, conductor, cable, and device marking requirements. TOPMARK LASER provides permanent and resistant marking in an industrial environment and is easy to use without special laser knowledge. The BLUEMARK CLED high-speed printer with innovative UV technology prints materials quickly and easily in UniCard format as well as aluminum markers.

The printers in the THERMOMARK series are renowned for their proven maintenance-free printing method and maximum user-friendliness. They can be used to print markers in a variety of materials and print formats, as well as labels and shrink sleeves, in outstanding quality.

Product range overview

Marking systems	**26**
TOPMARK LASER	**28**
BLUEMARK CLED	**30**
THERMOMARK CARD	**32**
THERMOMARK ROLL	**36**
THERMOMARK ROLL X1	**37**
MARKING BOX	**38**
THERMOMARK CARD SET and ROLL SET	**39**
THERMOMARK X1.2	**40**
THERMOMARK W2	**41**
CMS-P1-PLOTTER	**42**
CMS-P1-PLOTTER engraving unit	**43**
Overview of marking material - printers	**48**
Which printer prints which marking	

Marking systems

Phoenix Contact is an expert partner for control cabinet and system engineering. In this context, we aim to supplement our products with services, hardware, and software to make the planning and production of systems as efficient as possible.
MARKING system from Phoenix Contact represents an integrated marking system from planning right through to the finished printed label. In addition to the wide range of marking materials, the marking range also includes the CLIP PROJECT software as well as various printers.
The data required for marking is sent to the printers by the CLIP PROJECT planning software, which is supplied as standard. This controls the printers and facilitates the creation of marking data by allowing data to be imported directly from circuit diagrams.

Phoenix Contact provides a variety of printing systems:
- TOPMARK LASER, laser marker for marking laser and UCT material
- BLUEMARK CLED, high-speed printer with UV technology for marking UniCard formats and aluminum markers
- THERMOMARK CARD, thermal transfer printer for marking UniCard and UniSheet formats
- THERMOMARK ROLL, thermal transfer printer for marking material off the roll and continuous media
- THERMOMARK ROLL X1, thermal transfer printer for large quantities
- THERMOMARK W2, thermal transfer printer for double-sided marking and perforation of continuous shrink sleeves
- CMS-P1-PLOTTER and P1 ENGRAVING UNIT to extend plotters for engraving

A comprehensive range of materials for marking terminal blocks, conductors, cables, and devices is available for each of the printing systems provided. As a result, each printing system represents a self-contained solution capable of performing all marking tasks in and around the control cabinet. To ensure that you benefit from consistently high levels of marking quality, all the materials offered are tailored to the devices concerned and undergo extensive testing.

The TOPMARK laser marking system provides you with the flexibility to implement the requirements of challenging industrial identification. With modern laser technology you can create permanent, durable markings with ease - preset parameters eliminate the need for special laser knowledge.

BLUEMARK CLED uses the latest UV technology for marking. This makes the markers instantly wipe-resistant and ready for immediate use. The fast printing technology enables 14,000 labels to be processed per hour. Thanks to the LED technology, the printer does not require a warm-up time, is environmentally friendly, and is also very quiet.

The new THERMOMARK CARD thermal transfer printer can be used to print marking materials supplied in card format. It provides you a really easy way to produce terminal, conductor, cable, and device markings of incredibly high quality. The low weight and compact design of the new printer mean that it can also be used as a portable solution wherever it is needed.

The THERMOMARK ROLL thermal transfer printer has been designed for printing material off the roll and continuous media. You can easily create high-quality printed labels, markers, and shrink sleeves. The compact printer is also suitable for mobile use. The THERMOMARK ROLL X1 is particularly suitable for marking in large quantities.

The THERMOMARK W2 has been specially developed for the double-sided printing and perforation of continuous WMS shrink sleeves. Double-sided marking ensures optimum legibility on conductors and cables. The special construction of the guide elements ensures easy handling when inserting the sleeve.



Apart from label strips and UniCard materials, the CMS-P1-PLOTTER can also be used to label sheet materials. Its integrated pen station facilitates handling and helps prevent the pens from drying out. The CMS–P1–PLOTTER can be converted into an engraving unit quickly and easily by swapping the plotter head for the engraving device.

TOPMARK LASER set, desktop laser marker including extraction unit and notebook

Direct laser marking

Integration in the Planning and Marking Software makes the TOPMARK LASER the fastest desktop laser marker in its class - and the easiest to use. You can now mark all materials without special knowledge of laser technology.

– Wide range of materials comprising stainless steel, aluminum, ABS, polyacrylics, and polycarbonate
– Preset optimized laser parameters are available for all material types
– Automatic material detection with the UCT cards enables fast and effective marking
– Permanent markings are created using engraving marking, annealing marking or carbonizing the material

Technical data

Dimensions		Width	Length	Height
	[mm]	**664**	**666**	**736**
General data				
Temperature range	[°C]	5 ... 40		
Marking method		Direct laser marking		
Laser system		Ytterbium fiber laser, pulsed, 1064 nm		
Laser class		Laser class 1 according to EN 60825-1 classification		
Interfaces		10/100 Mbps Ethernet		
Power supply	[V]	100 ... 240		
Weight	[kg]	105		
Operating systems		MS Windows XP SP3, MS Windows Vista, MS Windows 7 (32/64-bit), MS Windows 8 (32/64-bit)		
Power consumption	[W]	450		
CW laser power (continuous wave)	[W]	20		

Ordering data

Description	Color	Type	Order No.	Pcs. / Pkt.
Laser marker and MARKING NOTEBOOK, incl. CLIP PROJECT professional software and installed drivers, user manual, sheet hopper, card hopper and 230 V extraction unit				
With German operating system and German keyboard		**TOPMARK LASER**	**0831831**	1

Accessories

Carriage, for accommodating TOPMARK LASER, extraction unit, and MARKING NOTEBOOK	**TOPMARK LASER STATION**	**0831835**	1
Sheet hopper, for TOPMARK LASER	**TOPMARK LASER-MAG SHEET**	**0831836**	1
Magazine for the TOPMARK LASER, for accommodating UCT material automatically	**TOPMARK LASER-MAG UCT-A**	**0803141**	1
Magazine for the TOPMARK LASER, for accommodating UCT material manually	**TOPMARK LASER-MAG UCT-M**	**0803143**	1
Extraction unit:			
230 V	**TOPMARK LASER EXTRACTION 230V**	**0803302**	1
120 V	**TOPMARK LASER EXTRACTION 120V**	**0803327**	1
Pre-filter pad, for replacement	**TOPMARK LASER PRE FILTER SET**	**0803303**	1
HEPA filter, for replacement	**TOPMARK LASER HEPA FILTER**	**0803305**	1
Activated carbon filter, for replacement	**TOPMARK LASER CARBON FILTER**	**0803306**	1
USB stick, for software control of the TOPMARK LASER	**TOPMARK LASER FD**	**0803307**	1
MP-TEC fine particle filter, for replacement	**TOPMARK LASER MP-TEC FILTER**	**0803308**	1
Suction tube, for replacement, length: 2.5 m	**TOPMARK LASER TUBE**	**0803309**	1
Connecting cable, for replacement	**TOPMARK LASER CLEANING NOZZLE**	**0803310**	1

TOPMARK LASER set, desktop laser marker including extraction unit and notebook

Direct laser marking

new

The TOPMARK LASER marking system provides you with the flexibility to implement the requirements of challenging industrial identification.

- Includes the TOPMARK LASER laser marking system, for all materials in UniCard (UCT) card format as well as the laser sheets, with applied metals and plastic materials
- Includes an extraction unit 230 V, US version 120 V
- Includes a powerful notebook with pre-installed CLIP PROJECT configuration and marking software
- Comes in the relevant language versions according to the country-specific versions

Technical data

Dimensions		Width	Length	Height
	[mm]	**664**	**630**	**682**
General data				
Temperature range	[°C]	5 ... 40		
Marking method		Direct laser marking		
Laser system		Ytterbium fiber laser, pulsed, 1064 nm		
Laser class		Laser class 1 according to EN 60825-1 classification		
Interfaces		-		
Power supply	[V]	100 ... 240		
Weight	[kg]	105		
Operating systems		MS Windows XP SP3, MS Windows Vista, MS Windows 7 (32/64-bit), MS Windows 8 (32/64-bit)		
Power consumption	[W]	450		
CW laser power (continuous wave)	[W]	20		

Ordering data

Description	Color	Type	Order No.	Pcs. / Pkt.
Laser marker and MARKING NOTEBOOK, incl. CLIP PROJECT professional software and installed drivers, user manual, sheet hopper, card hopper and 230 V extraction unit				
with German operating system and Swiss keyboard		**TOPMARK LASER DE CH**	**0803285**	1
with Russian operating system and Russian keyboard		**TOPMARK LASER RU RU**	**0803286**	1
with Swedish operating system and Swedish keyboard		**TOPMARK LASER SE SE**	**0803287**	1
with Danish operating system and Danish keyboard		**TOPMARK LASER DK DK**	**0803288**	1
with Chinese operating system and US international keyboard		**TOPMARK LASER CN US**	**0803289**	1
with Polish operating system and US international keyboard		**TOPMARK LASER PL US**	**0803290**	1
with French operating system and French keyboard		**TOPMARK LASER FR FR**	**0803291**	1
with Italian operating system and Italian keyboard		**TOPMARK LASER IT IT**	**0803292**	1
with Spanish operating system and Spanish keyboard		**TOPMARK LASER ES ES**	**0803293**	1
with Portuguese operating system and Portuguese keyboard		**TOPMARK LASER PT PT**	**0803295**	1
with English operating system and Belgian keyboard		**TOPMARK LASER EN BE**	**0803296**	1
with English operating system and US international keyboard		**TOPMARK LASER US**	**0803297**	1
with English operating system and US international keyboard		**TOPMARK LASER EN**	**0803298**	1
with Hungarian operating system and Hungarian keyboard		**TOPMARK LASER HU HU**	**0803299**	1

BLUEMARK CLED

UV LED technology

MARKING system

The new BLUEMARK CLED makes marking standardized UniCard material for terminal blocks, conductors, and device marking as easy as printing on paper. The printer receives marking data directly from your CAE system via the CLIP PROJECT central planning and marking software.

Simple operation

– Order-specific printing, thanks to large exchangeable magazine for up to 40 marker sheets
– Printing can be rotated by 180° as required, thanks to automatic material detection
– The front feed enables individual sheets to be marked regardless of how the magazine is assembled

Easy operation

– Thanks to large color touch screen
– Direct entry of data and commands
– Clear symbols and plain text messages
– Ready to print as soon as device is switched on
– Language selection via touchscreen menu

CLED – compact UV LED printing technology

Printing fluid is exposed to UV light which is the basis of our quick-dry printing concept. This light is generated with high intensity using 24 LEDs on a surface of 1 cm².

– Excellent printing quality
– No drying time
– High wipe and abrasion resistance
– Excellent resistance to chemicals
– Environmentally friendly, as solvent-free system

Dimensions	
	[mm]
General data	
Temperature range	[°C]
Print method	
Volume	
Pressure capacity	
Interfaces	
Power supply	[V]
Weight	[kg]
Operating systems	
Power consumption	[W]

Description	Color
Printer with solvent-free LED UV technology, including CLIP PROJECT advanced software, collection container for 20 sheets, CD with multilingual user manual, English/German user manual, driver and firmware, European and US power cable, USB cable	gray
Set, consisting of: 1 x BLUEMARK CLED, Order No. 5147999, 1 x MARKING NOTEBOOK, CLIP-PROJECT PROFESSIONAL	
With German operating system and German keyboard	gray
With English operating system and English keyboard	gray
Accommodating box, in conjunction with the BLUEMARK CLED-MAG 40, for accommodating 90 UC or UCT sheets	
Fluid cartridge, replacement, 20 ml printing fluid, black	
Exchangeable magazine,	
For accommodating 20 UC or UCT sheets	
For accommodating 40 UC or UCT sheets	
Magazine for the BLUEMARK printer, for accommodating UM materials	
Compartment	
For accommodating 20 UC or UCT sheets	
Transport case, with aluminum edges, for printer and accessories	

Magazines for marking aluminum markers

Notes:

An application video can be found in the download area for the relevant product on our website at phoenixcontact.net/products.

Printers

Printing set for cards

Accomodating box

EAC

Technical data

Width	Length	Height
480	**500**	**330**
5 ... 35		
UV LED technology		
20 ml		
Approx. 14,000 markers/h (UC-TMF 4 with 2 characters/marker)		
10/100 Mbps Ethernet / USB 2.0		
100 ... 240 / 50 Hz ... 60 Hz		
16		
MS Windows XP SP3, MS Windows Vista, MS Windows 7 (32/64-bit), MS Windows 8 (32/64-bit)		
74		

Ordering data

Type	Order No.	Pcs. / Pkt.
BLUEMARK CLED	**5147999**	1

Accessories

BLUEMARK CLED-FLUID-CARTR.	**5146662**	1
BLUEMARK CLED-MAG 20	**5146655**	1
BLUEMARK CLED-MAG 40	**5146668**	1
BLUEMARK MAG UM-TM	**0803335**	1
BLUEMARK CLED-STACKER 20	**5146656**	1
BLUEMARK CLED CASE	**5146725**	1

See page 160

EAC

Technical data

Width	Length	Height
480	**500**	**330**
5 ... 35		
UV LED technology		
20 ml		
Approx. 14,000 markers/h (UC-TMF 4 with 2 characters/marker)		
10/100 Mbps Ethernet		
100 ... 240 / 50 Hz ... 60 Hz		
16		
MS Windows XP SP3, MS Windows Vista, MS Windows 7 (32/64-bit), MS Windows 8 (32/64-bit)		
74		

Ordering data

Type	Order No.	Pcs. / Pkt.
BLUEMARK CLED SET	**5147400**	1
BLUEMARK CLED SET EN	**5147401**	1

Accessories

BLUEMARK CLED-FLUID-CARTR.	**5146662**	1
BLUEMARK CLED-MAG 20	**5146655**	1
BLUEMARK CLED-MAG 40	**5146668**	1
BLUEMARK MAG UM-TM	**0803335**	1
BLUEMARK CLED-STACKER 20	**5146656**	1
BLUEMARK CLED CASE	**5146725**	1

See page 160

Technical data

Width	Length	Height
400	**470**	**160**
-		
-		
-		
-		
-		
-		
-		
-		
-		

Ordering data

Type	Order No.	Pcs. / Pkt.
BLUEMARK CLED-BASE	**5146669**	1

Accessories

THERMOMARK CARD, thermal transfer printer for sheet materials and cards

Thermal transfer for sheets and cards

- The THERMOMARK CARD can print markers supplied in card format for cable, device, and system marking applications
- For all UniCard (UCT) and UniSheet (US) materials
- Maintenance-free operation with tried-and-tested thermal transfer printing technology
- High-quality, fast marking. Printing time for one UniCard: just 8 seconds
- Easy operating concept based on straightforward touchscreen entry
- USB and Ethernet connections
- Easy to control with the CLIP PROJECT software

Notes:

An application video can be found in the download area for the relevant product on our website at phoenixcontact.net/products.

Technical data

Dimensions			
	[mm]	Width	Length	Height
		253	**320**	**189**
General data			
Temperature range	[°C]	5 ... 35		
Print resolution	[dpi]	300 dpi		
Max. print width	[mm]	104		
Interfaces		10/100 Mbps Ethernet / USB 2.0		
Power supply	[V]	100 ... 240 / 50 Hz ... 60 Hz		
Weight	[kg]	6		
Operating systems		MS Windows XP SP3, MS Windows Vista, MS Windows 7 (32/64-bit), MS Windows 8 (32/64-bit)		

Ordering data

Description	Color	Type	Order No.	Pcs. / Pkt.
Thermal transfer printer for cards, incl. European power cable, US power cable, USB cable, DVD with CLIP PROJECT ADVANCED, CD with multilingual user manual/driver/firmware, DIN A5 printed English/German user manual, magazine for UCT–TM materials, magazine for US materials, one unit pack UCT–TM 6, one unit pack US–EMLP (85,6x54), one ink ribbon (50-meter sample roll)	gray	**THERMOMARK CARD**	**5146464**	1

Accessories

Transport case		**TL CASE**	**0800613**	1
Ink ribbon, length: 300 m, width: 110 mm	black	**THERMOMARK-RIBBON 110-TC**	**0801371**	1
Ink ribbon, specially for US-PML..., US-EMLF..., Length: 240 m, width: 110 mm	white	**TM-RIBBON 110-TC/TR WH**	**1014402**	1

Magazine for THERMOMARK CARD

Thermal transfer for sheets and cards

- Robust magazines for UniCard marking material
- The format automatically ensures printing with a high level of positional accuracy
- Even compatible with marking sheets that have already been started

Description	Ordering data: Type	Order No.	Pcs. / Pkt.
Magazine, for THERMOMARK CARD ... for accommodating: UCT–TM ..., UCT1–TM ..., UCT5–TM ..., UCT–EM (5X10), UCT-EM (6X10)	THERMOMARK CARD-UCT-MAG1	5146480	1
Magazine, for THERMOMARK CARD ..., for accommodating: UCT–TMF ...	THERMOMARK CARD-UCT-MAG2	5146563	1
Magazine, for THERMOMARK CARD ..., for accommodating: UCT–WMS ...	THERMOMARK CARD-UCT-MAG3	5146613	1
Plastic magazine, for THERMOMARK CARD ..., for accommodating: UCT1–TMF...	THERMOMARK CARD-UCT-MAG4	5146614	1
Plastic magazine, for THERMOMARK CARD ..., for accommodating: UCT2–TM ...	THERMOMARK CARD-UCT-MAG5	5146615	1
Magazine, for THERMOMARK CARD ..., for accommodating: UCT3–TM ...	THERMOMARK CARD-UCT-MAG6	5146616	1
Magazine, for THERMOMARK CARD ..., for accommodating UCT-WMT ... sheets, UCT-EM (17X10)	THERMOMARK CARD-UCT-MAG7	0801734	1
Magazine, for THERMOMARK CARD ... for accommodating UCT-EM (17,5X8), UCT-EM (20X7), UCT-EM (15X10)	THERMOMARK CARD-UCT-MAG8	0801735	1
for accommodating UCT-EM (12X3.3), UCT-EM (12X6)	THERMOMARK CARD-UCT-MAG9	0801736	1
	THERMOMARK CARD-UCT-MAG10	0801737	1
for accommodating UCT-EM (17X10) and (20X8)	THERMOMARK CARD-UCT-MAG11	0801738	1
Magazine, for THERMOMARK CARD ... for accommodating UCT-EM (10X8), UCT-EM (12X7)	THERMOMARK CARD-UCT-MAG12	0830399	1
for accommodating UCT-EM (10X5)	THERMOMARK CARD-UCT-MAG13	0830400	1
for accommodating UCT-EM (21X8) and UCT EM (17X8)	THERMOMARK CARD-UCT-MAG14	0830401	1
Magazine, for THERMOMARK CARD ... for accommodating UCT-EM (20 x 9)	THERMOMARK CARD-UCT-MAG15	0830402	1
for accommodating UCT-EM (17 x 9)	THERMOMARK CARD-UCT-MAG16	0830403	1
for accommodating UCT-EM (18 x 8)	THERMOMARK CARD-UCT-MAG17	0830404	1
Magazine, for THERMOMARK CARD ... for accommodating UCT-EM (17,5X7,5)	THERMOMARK CARD-UCT-MAG18	0830405	1
for accommodating UCT-EM (10 x 7), UCT-WMTB (29 x 8)	THERMOMARK CARD-UCT-MAG20	0830751	1
for accommodating UCT-EM (17,5X9)	THERMOMARK CARD-UCT-MAG22	0830771	1
Magazine, for THERMOMARK CARD ... for accommodating UCT6M-TM ...	THERMOMARK CARD-UCT-MAG23	0830808	1
for accommodating UCT6R-TM ...	THERMOMARK CARD-UCT-MAG24	0830809	1
Magazine, for THERMOMARK CARD ..., for accommodating: UCT–WMCO ...(12 x 4)	THERMOMARK CARD-UCT-MAG25	0802935	1
for accommodating UCT-EMP ...	THERMOMARK CARD-UCT-MAG26	0802988	1
for accommodating: UCT–WMTBA ...	THERMOMARK CARD-UCT-MAG27	0802989	1
Magazine for the THERMOMARK CARD printer, for accommodating: UCT sheets (UCT-WMCO...(18 x 4))	THERMOMARK CARD-UCT-MAG28	0803205	1

Magazine for THERMOMARK CARD

Thermal transfer for sheets and cards

- Robust magazine for UniSheet marking material
- The format automatically ensures printing with a high level of positional accuracy
- Even compatible with marking sheets that have already been started

Ordering data

Description	Type	Order No.	Pcs. / Pkt.
Magazine, for THERMOMARK CARD..., for accommodating all US–materials	**THERMOMARK CARD-US-MAG1**	**5146451**	1

Magazine for THERMOMARK CARD

new

Thermal transfer for sheets and cards

- Robust magazine for universal material
- For accommodating up to 4 double strips per magazine
- The format automatically ensures printing with a high level of positional accuracy
- Marking strips that have already been started can also be used

	Ordering data		
Description	Type	Order No.	Pcs. / Pkt.
Magazine, for THERMOMARK CARD ... for accommodating UM1-TM ..., UM5-TM...	TMP-UM-MAG1	0831200	1
Magazine for THERMOMARK CARD for accommodating UM1-TMF ...	TMP-UM-MAG3	0831202	1
Magazine for THERMOMARK CARD for accommodating UM1U-TM ...	TMP-UM-MAG4	0831203	1
for accommodating UM2-TM...	TMP-UM-MAG5	0803328	1
for accommodating UM3-TM...	TMP-UM-MAG6	0803329	1
for accommodating UM6M-TM...	TMP-UM-MAG7	0803330	1
for accommodating UM6R-TM...	TMP-UM-MAG8	0803331	1
for accommodating UM8-TM...	TMP-UM-MAG9	0803332	1
Magazine for THERMOMARK CARD for accommodating UM7-TM...	TMP-UM-MAG10	0803334	1

THERMOMARK ROLL, thermal transfer printer for material off the roll

Thermal transfer for rolls

- The THERMOMARK ROLL can print markers supplied on rolls in the context of terminal, conductor, cable, and device marking applications
- For all labels and shrink sleeves
- Maintenance-free operation with tried-and-tested thermal transfer printing technology
- High-quality, fast marking
- Easy operating concept based on straightforward touchscreen entry
- USB and Ethernet connections
- Easy to control with the CLIP PROJECT software

Notes:

An application video can be found in the download area for the relevant product on our website at phoenixcontact.net/products.

Technical data

		Width	Length	Height
Dimensions				
	[mm]	**253**	**320**	**189**

General data		
Temperature range	[°C]	5 ... 40
Print resolution	[dpi]	300 dpi
Max. print width	[mm]	104
Max. printing length	[mm]	1000
Interfaces		10/100 Mbps Ethernet / USB 2.0
Power supply	[V]	100 ... 240 / 50 Hz ... 60 Hz
Weight	[kg]	4
Operating systems		MS Windows XP SP3, MS Windows Vista, MS Windows 7 (32/64-bit), MS Windows 8 (32/64-bit)

Ordering data

Description	Color	Type	Order No.	Pcs. / Pkt.
Thermal transfer printer for material off the roll, including European power cable, US power cable, USB cable, DVD with CLIP PROJECT ADVANCED, CD with multilingual user manual/driver/firmware, A5 printed English/German user manual, one roll of EML (20x8) labels containing 1000 labels, one ink ribbon (50 meters)	gray	**THERMOMARK ROLL**	**5146477**	1

Accessories

Cutter, can be retrofitted, for precise cutting of continuous media into required lengths		**THERMOMARK ROLL-CUTTER**	**5146422**	1
Cutter, can be retrofitted, for perforating continuous media		**THERMOMARK ROLL-CUTTER/P**	**5146435**	1
External media hub, for roll diameters of 150 mm to 400 mm		**THERMOMARK ROLL-ERH**	**5146448**	1
External media hub, for roll diameters of up to 500 mm		**THERMOMARK-ERH 500**	**5146309**	1
Ink ribbon, length: 300 m, width: 110 mm	black	**THERMOMARK-RIBBON 110**	**5145384**	1
	blue	**THERMOMARK-RIBBON 110 BU**	**0829544**	1
	green	**THERMOMARK-RIBBON 110 GN**	**0829542**	1
	red	**THERMOMARK-RIBBON 110 RD**	**0829543**	1
Ink ribbon, specifically for high-temperature labels, EML-HT...	black	**THERMOMARK-RIBBON 110-EML-HT**	**0800342**	1
Ink ribbon, specifically for WMS... shrink sleeves, length: 300 m, width: 110 mm	black	**THERMOMARK-RIBBON 110-WMSU**	**0801358**	1
	white	**THERMOMARK-RIBBON 110-WMSU WH**	**0801359**	1
	black	**TM-RIBBON 110-EX**	**0803211**	1
Ink ribbon, specifically for WMS... shrink sleeves, length: 300 m, width: 64 mm	black	**THERMOMARK-RIBBON 64-WMSU**	**0801360**	1
	white	**THERMOMARK-RIBBON 64-WMSU WH**	**0801361**	1
Ink ribbon, specifically for cable markers for assembly with cable binders, WMTB HF..., length: 300 m, width: 110 mm	black	**THERMOMARK-RIBBON 110-WMTB HF**	**5148007**	1
	white	**TM-RIBBON 110-WMTB HF WH**	**0802990**	1
Transport case	silver	**TL CASE**	**0800613**	1

THERMOMARK ROLL X1, thermal transfer printer for material off the roll

Thermal transfer for rolls

The THERMOMARK ROLL X1 printer is suitable for marking large quantities and provides the following features:

- Accommodates large rolls; inside the printer housing, the label rolls are protected against environmental influences such as dust and dirt
- For all labels and shrink sleeves
- Maintenance-free operation with tried-and-tested thermal transfer printing technology
- High-quality, fast marking
- Easy operating concept based on straightforward touchscreen entry
- USB and Ethernet connections
- Easy to control with the CLIP PROJECT software
- Printing and dispensing labels on request or automatically after removing the label with the THERMOMARK ROLL X1 - DISPENSER

Cutting to length or perforating is easy

- Continuous media can be cut or perforated with a high degree of positioning accuracy (see figure below)

CCC

Technical data

Dimensions		Width	Length	Height
	[mm]	**264**	**412**	**245**
General data				
Temperature range	[°C]	5 ... 40		
Print resolution	[dpi]	300 dpi		
Max. print width	[mm]	104		
Max. printing length	[mm]	1000		
Interfaces		10/100 Mbps Ethernet / USB 2.0		
Power supply	[V]	100 ... 240 / 50 Hz ... 60 Hz		
Weight	[kg]	5		
Operating systems		MS Windows XP SP3, MS Windows Vista, MS Windows 7 (32/64-bit), MS Windows 8 (32/64-bit)		

Ordering data

Description	Color	Type	Order No.	Pcs. / Pkt.
Thermal transfer printer for material off the roll, including European power cable, US power cable, USB cable, DVD with CLIP PROJECT ADVANCED, CD with multilingual user manual/driver/firmware, A5 printed English/German user manual, one roll of EML (20x8) labels containing 1000 labels, one ink ribbon (50 meters)	gray	**THERMOMARK ROLL X1**	**5146723**	1

Accessories

Cutter, can be retrofitted, for precise cutting of continuous media into required lengths		**THERMOMARK ROLL X1 CUTTER**	**5146765**	1
Perforation device, can be retrofitted, for perforating and cutting continuous media		**THERMOMARK ROLL X1 CUTTER/P**	**5146766**	1
Label dispenser, dispensing device for labels with a height of 10 mm or more		**THERMOMARK ROLL X1 -DISPENSER**	**1014401**	1
Ink ribbon, length: 300 m, width: 110 mm	black	**THERMOMARK-RIBBON 110**	**5145384**	1
	blue	**THERMOMARK-RIBBON 110 BU**	**0829544**	1
	green	**THERMOMARK-RIBBON 110 GN**	**0829542**	1
	red	**THERMOMARK-RIBBON 110 RD**	**0829543**	1
Ink ribbon, specifically for high-temperature labels, EML-HT...	black	**THERMOMARK-RIBBON 110-EML-HT**	**0800342**	1
Ink ribbon, specifically for WMS... shrink sleeves, length: 300 m, width: 110 mm	black	**THERMOMARK-RIBBON 110-WMSU**	**0801358**	1
	white	**THERMOMARK-RIBBON 110-WMSU WH**	**0801359**	1
Ink ribbon, specifically for WMS... shrink sleeves, length: 300 m, width: 64 mm	black	**THERMOMARK-RIBBON 64-WMSU**	**0801360**	1
	white	**THERMOMARK-RIBBON 64-WMSU WH**	**0801361**	1
Ink ribbon, specifically for cable markers for assembly with cable binders, WMTB HF..., length: 300 m, width: 110 mm	black	**THERMOMARK-RIBBON 110-WMTB HF**	**5148007**	1
Ink ribbon, length: 300 m, width: 110 mm, color: black	black	**TM-RIBBON 110-EX**	**0803211**	1
Transport case	silver	**THERMOMARK ROLL X1-CASE**	**5146724**	1

THERMOMARK printer sets

Thermal transfer for sheets and cards

Thermal transfer for rolls

Printing set, complete

MARKING BOX is the complete marking system for all terminal, conductor, cable, and device marking applications. It is available for different country-specific keyboards and operating systems.

- Includes the THERMOMARK CARD printer for all materials in the UniCard (UCT) and UniSheet (US) formats
- Includes the THERMOMARK ROLL printer for all labels and shrink sleeves supplied in rolls
- Includes a powerful notebook with pre-installed CLIP PROJECT configuration and marking software, as well as the printer drivers required to enable quick startup without any need for installation and setup work. Plug and print. Simply connect the devices via USB and you're ready to print
- The compact and robust THERMOMARK printers are optimally suited to mobile use on site

Notes:

An application video can be found in the download area for the relevant product on our website at phoenixcontact.net/products.

Ordering data

Description	Type	Order No.	Pcs. / Pkt.
Set, consisting of: 1 x THERMOMARK CARD, Order No. 5146464, 1 x THERMOMARK ROLL, Order No. 5146477, 1 x MARKING NOTEBOOK, CLIP-PROJECT PROFESSIONAL			
German operating system and keyboard	**MARKING BOX**	**5147100**	1
English operating system and US international keyboard	**MARKING BOX EN**	**5147101**	1
Printing set, consisting of: 1 x THERMOMARK CARD, Order No. 5146464, 1 x MARKING NOTEBOOK, CLIP-PROJECT PROFESSIONAL			
German operating system and keyboard			
English operating system and US international keyboard			
Printing set, consisting of: 1 x THERMOMARK ROLL, Order No. 5146477, 1 x MARKING NOTEBOOK, CLIP-PROJECT PROFESSIONAL			
German operating system and keyboard			
English operating system and US international keyboard			
Versions			
German operating system and Swiss keyboard	**MARKING BOX DE CH**	**0801749**	1
English operating system and Belgian keyboard	**MARKING BOX EN BE**	**0801742**	1
French operating system and keyboard	**MARKING BOX FR FR**	**0801590**	1
Spanish operating system and keyboard	**MARKING BOX ES ES**	**0801747**	1
Italian operating system and keyboard	**MARKING BOX IT IT**	**0801745**	1
Polish operating system and US international keyboard	**MARKING BOX PL US**	**0801744**	1
Hungarian operating system and keyboard	**MARKING BOX HU HU**	**0801750**	1
Portuguese operating system and keyboard	**MARKING BOX PT PT**	**0801748**	1
Russian operating system and keyboard	**MARKING BOX RU RU**	**0801739**	1
Danish operating system and keyboard	**MARKING BOX DK DK**	**0801741**	1
Swedish operating system and keyboard	**MARKING BOX SE SE**	**0801740**	1

Accessories

Printer accessories	**phoenixcontact.net/products**

Printing set for cards

Printing set for material provided on rolls

Ordering data		
Type	Order No.	Pcs. / Pkt.
THERMOMARK CARD SET	5147200	1
THERMOMARK CARD SET EN	5147201	1
THERMOMARK CARD SET DE CH	5147220	1
THERMOMARK CARD SET EN BE	5147214	1
THERMOMARK CARD SET FR FR	0801591	1
THERMOMARK CARD SET ES ES	5147218	1
THERMOMARK CARD SET IT IT	5147217	1
THERMOMARK CARD SET PL US	5147215	1
THERMOMARK CARD SET HU HU	5147221	1
THERMOMARK CARD SET PT PT	5147219	1
THERMOMARK CARD SET RU RU	5147211	1
THERMOMARK CARD SET DK DK	5147213	1
THERMOMARK CARD SET SE SE	5147212	1

Accessories

Ordering data		
Type	Order No.	Pcs. / Pkt.
THERMOMARK ROLL SET	5147300	1
THERMOMARK ROLL SET EN	5147301	1
THERMOMARK ROLL SET DE CH	5147230	1
THERMOMARK ROLL SET EN BE	5147225	1
THERMOMARK ROLL SET FR FR	0801592	1
THERMOMARK ROLL SET ES ES	5147228	1
THERMOMARK ROLL SET IT IT	5147227	1
THERMOMARK ROLL SET PL US	5147226	1
THERMOMARK ROLL SET HU HU	5147231	1
THERMOMARK ROLL SET PT PT	5147229	1
THERMOMARK ROLL SET RU RU	5147222	1
THERMOMARK ROLL SET DK DK	5147224	1
THERMOMARK ROLL SET SE SE	5147223	1

Accessories

THERMOMARK X1.2, thermal transfer printer for material off the roll

Thermal transfer for rolls

An important addition to the range is the THERMOMARK X1.2, a top-of-the-line thermal transfer printer with the following key features:

- High print speed
- Print resolution of 300 dpi
- This printer is suitable for marking large quantities and is capable of processing all types of material supplied on rolls
- The easy-to-use centering function for the printing material makes it possible to label continuous media such as shrink sleeves
- High-quality resin-based ink ribbons ensure a form of marking that is resistant to mechanical and chemical effects
- Continuous media can be cut and perforated with a high degree of positional accuracy

Technical data

Dimensions		Width	Length	Height
	[mm]	**242**	**446**	**274**
General data				
Temperature range	[°C]	10 ... 35		
Print resolution	[dpi]	300 dpi		
Max. print width	[mm]	105		
Max. printing length	[mm]	2000		
Interfaces		Serial (RS-232) / USB 2.0 / 10/100 Mbps Ethernet		
Power supply	[V]	100 ... 240 / 50 Hz ... 60 Hz		
Weight	[kg]	10		
Operating systems		MS Windows XP SP3, MS Windows Vista, MS Windows 7 (32/64-bit), MS Windows 8 (32/64-bit)		

Ordering data

Description	Color	Type	Order No.	Pcs. / Pkt.
Thermal transfer printer, incl. connecting cable, Windows® printer driver and operating instructions, software	gray	**THERMOMARK X1.2**	**5146231**	1

Accessories

Starter set, complete for THERMOMARK X1.2 consists of: planning and marking software, THERMOMARK X1.2 thermal transfer printer, ink ribbon, roll of labels		**THERMOMARK X1.2-KIT**	**5146341**	1
Cutter, for THERMOMARK X1...		**THERMOMARK X1-CUTTER**	**5145290**	1
Perforator		**THERMOMARK X1-CUTTER/P**	**5146244**	1
Transport case, with aluminum edges, for printer and accessories		**THERMOMARK X1-CASE**	**5145300**	1
External media hub, for roll diameters of 150 mm to 400 mm		**THERMOMARK ROLL-ERH**	**5146448**	1
External media hub, for roll diameters of up to 500 mm		**THERMOMARK-ERH 500**	**5146309**	1
Ink ribbon, length: 300 m, width: 110 mm	black	**THERMOMARK-RIBBON 110**	**5145384**	1
Ink ribbon, specifically for high-temperature labels, EML-HT...	black	**THERMOMARK-RIBBON 110-EML-HT**	**0800342**	1
Ink ribbon, specifically for WMS... shrink sleeves, length: 300 m, width: 110 mm	black	**THERMOMARK-RIBBON 110-WMSU**	**0801358**	1
	white	**THERMOMARK-RIBBON 110-WMSU WH**	**0801359**	1
Ink ribbon, specifically for WMS... shrink sleeves, length: 300 m, width: 64 mm	black	**THERMOMARK-RIBBON 64-WMSU**	**0801360**	1
	white	**THERMOMARK-RIBBON 64-WMSU WH**	**0801361**	1
Ink ribbon, length: 300 m, width: 110 mm, color: black	black	**TM-RIBBON 110-EX**	**0803211**	1
Ink ribbon, specifically for cable markers for assembly with cable binders, WMTB HF..., length: 300 m, width: 110 mm	black	**THERMOMARK-RIBBON 110-WMTB HF**	**5148007**	1

THERMOMARK W2, thermal transfer printer for continuous shrink sleeve

Thermal transfer for rolls

The THERMOMARK W2 has been specially developed for the double-sided printing and perforation of continuous WMS shrink sleeves

- Double-sided printing ensures optimum marking legibility
- The guide elements ensure easy handling when inserting the sleeve
- The user-friendly interface of the CLIP PROJECT software enables you to enter custom specifications for the marking and marker length
- Black and white ink ribbons are available to facilitate color marking
- The printed markers can be easily and quickly separated along the perforations

Technical data

Dimensions		Width	Length	Height
	[mm]	**248**	**554**	**405**
General data				
Temperature range	[°C]	10 ... 35		
Print resolution	[dpi]	300 dpi		
Max. print width	[mm]	105.6		
Max. printing length	[mm]	1000		
Interfaces		Serial (RS-232) / USB 2.0 / 10/100 Mbps Ethernet		
Power supply	[V]	100 ... 240 / 50 Hz ... 60 Hz		
Weight	[kg]	21		
Operating systems		MS Windows XP SP3, MS Windows Vista, MS Windows 7 (32/64-bit), MS Windows 8 (32/64-bit)		

Ordering data

Description	Color	Type	Order No.	Pcs. / Pkt.
Thermal transfer printer, specially for shrink sleeve marking on both sides, including perforation knife, connecting cable, Windows® printer driver, operating instructions, CLIP PROJECT advanced planning and marking software	gray	**THERMOMARK W2**	**5146147**	1

Accessories

External media hub, for roll diameters of 150 mm to 400 mm		**THERMOMARK ROLL-ERH**	**5146448**	1
External media hub, for roll diameters of up to 500 mm		**THERMOMARK-ERH 500**	**5146309**	1
External media hub, for roll diameters of up to 500 mm		**THERMOMARK-ERH 500**	**5146309**	1
Ink ribbon, specifically for WMS... shrink sleeves, length: 300 m, width: 110 mm	black	**THERMOMARK-RIBBON 110-WMSU**	**0801358**	1
	white	**THERMOMARK-RIBBON 110-WMSU WH**	**0801359**	1
Ink ribbon, specifically for WMS... shrink sleeves, length: 300 m, width: 64 mm	black	**THERMOMARK-RIBBON 64-WMSU**	**0801360**	1
	white	**THERMOMARK-RIBBON 64-WMSU WH**	**0801361**	1

CMS-P1-PLOTTER



Plotter



- During long periods of non-use, the plotter pens are stored safely in a pen station
- The pens are removed and deposited automatically
- The pen station of the CMS-P1-PLOTTER prevents the plotter pens from drying out
- An automatic marking preparation function ensures optimum marking results right from the first character
- The plotter is controlled with the CLIP PROJECT software
- The plotter can be connected to the computer quickly and easily via the Centronics or USB interface
- Easily operated with just a few buttons

Technical data

		Width	Length	Height
Dimensions				
	[mm]	**440**	**660**	**125**

General data		
Lettering field size	[mm]	440 x 296 mm
Max. material height	[mm]	10.5
Max. plotting speed	[m/s]	0.4
Interfaces		Parallel (Centronics) / USB 2.0
Input voltage / frequency	[V]	100 ... 240 / 50 Hz ... 60 Hz
Weight	[kg]	8
Operating systems		MS Windows XP SP3, MS Windows Vista, MS Windows 7 (32/64-bit), MS Windows 8 (32/64-bit)

Ordering data

Description	Color	Type	Order No.	Pcs. / Pkt.
Marking plotter, incl. power supply unit, connecting cable (Centronics and USB), CMS-PEN 0,25 pen, manual, planning and marking software, CLIP PROJECT	silver	**CMS-P1-PLOTTER**	**5144615**	1

Accessories

Starter set, consisting of: - CLIP PROJECT, - CMS-P1-PLOTTER, - Magazines for UC-TM , UC-TMF, and UC-EMP, plus marking material - Ink and cleaning set	**CMS-P1-PLOTTER-KIT**	**5144628**	1
Transport case for CMS-P1-PLOTTER, rounded profile case with aluminum frame for a complete plotter system	**CMS-P1-PLOTTER-CASE**	**5144631**	1
Covering hood for CMS-P1-PLOTTER, flexible hood for protecting against contamination	**CMS-P1-PLOTTER-COVER**	**5144806**	1
Set of seals for the pen station, 4 replacement seals for the pen station of the CMS-P1-PLOTTER and 10 marking preparation plates, incl. assembly tool	**CMS-P1-PENDEPOT**	**5144835**	1
Pen plates, for the pen station of the CMS-P1-PLOTTER	**CMS-P1-PREPLATES**	**5145135**	1

Magazines and pens — **See page 44**

CMS-P1-PLOTTER engraving unit

Engraving

- The P1 ENGRAVING UNIT is the ideal marking solution for device and component marking applications that involve high levels of mechanical and chemical stress
- The CMS–P1–PLOTTER can be converted into an engraving unit quickly and easily by swapping the plotter head for the engraving device
- To allow different line thicknesses, engraving chisels with diameters ranging from 0.2 ... 1.0 mm are available as accessories
- These are supplemented by a comprehensive product range of pre-assembled engraving materials; see page 284
- These materials remain in position and do not slip when used with the CMS–P1–M/GPE ENGRAVING plotter magazine

Technical data

Dimensions		Width	Length	Height
	[mm]	**250**	**350**	
General data				
Power supply	[V]	110 ... 240 / 50 Hz ... 60 Hz		
Weight	[kg]	8		
Speed range	[RPM]	5000 ... 50000		
Collet chuck	[mm]	3		
Power consumption	[W]	150		

Ordering data

Description	Type	Order No.	Pcs. / Pkt.
Engraving unit, for the CMS-P1-PLOTTER, incl. operating instructions (English/German), data CD and engraving chisel	**P1 ENGRAVING UNIT**	**5145546**	1

Accessories

Engraving chisel, with a point angle of 15°			
Point diameter 0.2 mm	**P1 GRAVER 0.2**	**5145478**	1
Point diameter 0.3 mm	**P1 GRAVER 0.3**	**5145481**	1
Point diameter 0.4 mm	**P1 GRAVER 0.4**	**5145494**	1
Point diameter 0.5 mm	**P1 GRAVER 0.5**	**5145504**	1
Point diameter 0.7 mm	**P1 GRAVER 0.7**	**5145517**	1
Point diameter 1.0 mm	**P1 GRAVER 1.0**	**5145520**	1
Engraving chisel set, chisel with a point angle of 15°, point diameter: 0.2 mm, 0.3 mm, 0.4 mm, 0.5 mm, 0.7 mm, 1.0 mm	**P1 GRAVER SET**	**5145533**	1
Vacuum cleaner bag, 5 spare bags for replacement	**P1 ENGRAVING VC BAG**	**5145559**	1
Magazine for the CMS-P1-PLOTTER, for accommodating EMLP... and GPE... materials for engraving			
- 1 GPE label sheet	**CMS-P1-M/GPE ENGRAVING**	**5145711**	1

Magazines for CMS-P1-PLOTTER



- Robust plastic magazines for marking all commercially available marking materials
- Even compatible with marking sheets that have already been started
- Option of partial marking
- In terms of its size, the magazine utilizes plotter capacity to the full
- We offer a variety of different magazines for marking materials
- If you cannot find the right magazine for your materials, please get in touch

Ordering data

Description	Color	Type	Order No.	Pcs. / Pkt.
Magazine, for CMS-P1-PLOTTER, for accommodating: UC–TM ..., UC-TMN ..., UC3–TM ..., UC–WMC 1,9..., UC–WMC 3,1..., UC-WMTBA ..., UC–EM (17,5x9), UC–EM (18x8), UC–EM (21x8)				
	gray	**P1 UC-MAG 1**	**5146079**	1
For accommodating UC–WMC 4,4...	gray	**P1 UC-MAG 2**	**5146082**	1
For accommodating UC–WMC 5,6..., UC–WMC 7,5...	gray	**P1 UC-MAG 3**	**5146095**	1
For accommodating UC–TMF..., UC1–TMF..., UC2F–TM..., UC–WMT...	gray	**P1 UC-MAG 4**	**5146105**	1
For accommodating UC1–TM..., UC1U–TM..., UC2–TM...	gray	**P1 UC-MAG 5**	**5146118**	1
For accommodating: UC–EM..., UC–EMP..., UC–EMLP..., UC–EMSP..., and UC–WMTB...	gray	**P1 UC-MAG 6**	**5146121**	1
For accommodating: UC–WMCO ...	gray	**P1 UC-MAG 7**	**5146568**	1
Plastic magazines, for CMS-P1-PLOTTER, for accommodating: - 22 zack marker strips		**CMS-P1-M/ZB**	**5144699**	1
- 26 flat zack marker strips or ZBN strips		**CMS-P1-M/ZBF**	**5144709**	1
- 2 zack marker sheets		**CMS-P1-M/ZBM**	**5144660**	1
- 3 flat zack marker sheets		**CMS-P1-M/ZBFM**	**5144686**	1
- 22 contactor marker zack marker strips		**CMS-P1-M/SS-ZB**	**5144712**	1
- 4 to 6 PABA marker bars		**CMS-P1-M/PAB**	**5144741**	1
- 30 marker pins ZB strips		**CMS-P1-M/BN-ZB**	**5144725**	1
- 1 GPE label sheet		**CMS-P1-M/GPE**	**5144754**	1
- 20 strips LBHZ conductor marking		**CMS-P1-M/LBHZ**	**5144738**	1
- 1 GPE label sheet		**CMS-P1-M/GPE ENGRAVING**	**5145711**	1
Magazine for accommodating sheet material, self-adhesive mat for fixing labels, foils and paper, size of sheet max. DIN A4		**CMS-P1-PAD**	**5144819**	1

Accessories

Adapter plate for WMU magazines, for using the universal CMS-WMU replaceable frame with the magazine inserts of the CMS-MCP 3 plotter		**CMS-P1-WMU-ADAPTER**	**5144822**	1
Replacement fixation pad for CMS-P1-M/ZBFM, 9 self-adhesive fixation pads, sufficient for 3 magazines		**CMS-P1-M/ZBFM-PAD**	**5144848**	1
Replacement fixation pad for CMS-P1-M/GPE and CMS-P1-M/GPE ENGRAVING, one fixation pad, sufficient for one magazine		**CMS-P1-M/GPE-PAD**	**5144880**	1
Replacement fixation pad for CMS-P1-PAD, 1 fixation pad in DIN A4 format		**CMS-P1-PAD/SPARE**	**5144893**	1

Plotter pens

Plotter

- Plotter pens for high-quality product marking
- Wipe-resistant with a perfect appearance
- Totally integrated product range consisting of plotter pens, ink, and cleaning fluid for the CMS–P1–PLOTTER plotter
- Both reusable and disposable plotter pens are available

Ordering data

Description	Color	Type	Order No.	Pcs. / Pkt.
Disposable plotter pen, non-refillable plotter pen, with pen station, completely filled with 1 ml CMS-INK-TR-C 5 ink, for high requirements				
Line thickness 0.25 mm	black	**CMS-DISPOSABLE-PEN 0,25 TR**	**5146685**	1
Line thickness 0.35 mm	black	**CMS-DISPOSABLE-PEN 0,35 TR**	**5146686**	1
Pens, incl. adapters, ink tank and pen station, for different line thicknesses, without ink				
Line thickness 0.25 mm		**CMS-PEN 0,25**	**5067815**	1
Line thickness 0.35 mm		**CMS-PEN 0,35**	**5067828**	1
Line thickness 0.50 mm		**CMS-PEN 0,50**	**5067831**	1

Accessories

Cleaning set for pens, consisting of: 1 cleaning cup, 2 cartridges of 10 ml cleaning liquid each and 2 spare sealing caps for the pen station		**CMS-R-SET-TR**	**5146751**	1
Cleaning cartridges with spare sealing caps, 2 cartridges, each with 10 ml cleaning liquid and 2 caps		**CMS-R-FLUID-TR-C2**	**5146752**	1
Ink cartridge, for CMS-PEN...		**CMS-INK-TR-C5**	**5146684**	1

Marker pen for plotter and manual marking



- High-quality marking of unprinted marking materials, can be performed manually or with the CMS-P1-PLOTTER
- Used in conjunction with the P-PEN ADAPTER when combined with plotter
- Disposable pen
- No handling of cleaning fluid required

Ordering data

Description	Color	Type	Order No.	Pcs. / Pkt.
Disposable pen, non-refillable, for manual marking, can be also used for plotter marking when combined with the P–PEN ADAPTER	black	**P-PEN**	**0815211**	10

Accessories

Aluminum adapter, to fix the P-PEN for plotter marking		**P-PEN ADAPTER**	**0815224**	1

Marker pen for manual marking

- High-quality marking of unprinted marking materials is also possible without the use of marking devices
- We provide three versions for manual marking
- Refillable pen: X–PEN
- Disposable pen: B–STIFT
- Disposable pen: P-PEN, can also be used for plotter marking when combined with an adapter

Ordering data

Description	Color	Type	Order No.	Pcs. / Pkt.
Marker pen, refillable, for manual marking, 0.35 mm line thickness, can be refilled with CMS–INK–TR–C 5, delivered without ink	black	**X-PEN 0,35**	**0811228**	1

Accessories

Ink cartridge, for CMS-PEN...	black	**CMS-INK-TR-C5**	**5146684**	1

Marker pen for manual marking

- High-quality marking of unprinted marking materials is also possible without the use of marking devices
- We provide three versions for manual marking
- Refillable pen: X–PEN
- Disposable pen: B–STIFT
- Disposable pen: P-PEN, can also be used for plotter marking when combined with an adapter

		Ordering data		
Description	Color	Type	Order No.	Pcs. / Pkt.
Marker pen, not refillable, for manual marking, line thickness 0.5 mm	black	**B-STIFT**	**1051993**	10

Overview Marking system - marking material - matrix

Marking system	TOPMARK LASER	BLUEMARK CLED	THERMOMARK CARD	THERMOMARK ROLL
Terminal marking				
UC...-TM...		Page 56		
UCT...-TM...	Page 76	Page 76	Page 76	
UM...-TM...		Page 118	Page 118	
US-TM...			Page 80	
US-TMF...			Page 81	
US-TML...			Page 82	
ZB...				
ZBF...				
TMT...				Page 84
TML...				Page 88
SK...				Page 95

Conductor/cable marking				
LS-WMTB...	Page 156			
WMTB-AL...		Page 160		
AI-WM...		Page 169		
UC-WMT...		Page 170		
UC-WMTB(A)...		Page 172		
UC-WMC(O)...		Page 162		
UCT-WMT...	Page 174	Page 174	Page 174	
UCT-WMTB(A)...	Page 178	Page 178	Page 178	
UCT-WMCO...	Page 177	Page 177	Page 177	
UCT-WMS...	Page 176	Page 176	Page 176	
US-WMT...			Page 180	
US-WMTB...			Page 182	
US-WML...			Page 183	
WMT...				Page 196
WMTB...(HF)				Page 197
WMS... (pre-assembled)				Page 189
WMS... (continuous shrink sleeve)				Page 192
WML.../WML HF... /WML-FLAG...				Page 185
EMT...				Page 194
WMTW...				Page 195



THERMOMARK ROLL X1	THERMOMARK X1.2	THERMOMARK W2	CMS-P1-PLOTTER	P1 ENGRAVING UNIT
			Page 56	
			Page 62	
			Page 70	
Page 84	Page 84			
Page 88	Page 88			
Page 95	Page 95			

			Page 170	
			Page 172	
			Page 162	
Page 196	Page 196			
Page 197	Page 197			
Page 189	Page 189			
Page 192	Page 192	Page 192		
Page 185	Page 185			
Page 194	Page 194			
Page 195	Page 195			

Overview

Marking system - marking material matrix

Marking system	TOPMARK LASER	BLUEMARK CLED	THERMOMARK CARD	THERMOMARK ROLL
Device marking				
LS-EM...	Page 226			
EM...AL...		Page 238		
UC-EM...		Page 245		
UC-EMP...		Page 243		
UC-EMLP...(EX)		Page 240		
UC-EMSP...		Page 242		
UCT-EM(P)...	Page 248	Page 248	Page 248	
US-EMP...			Page 257	
US-EMLP...(HA)			Page 254	
US-EMLSP...			Page 260	
US-EMSP...			Page 259	
US-EML...			Page 261	
US-EMLF...			Page 354	
EMT...				Page 280
EML...(EX)				Page 264
EMLP...				Page 269
EMLF...				Page 272
EMLC...				Page 273
EMLS...				Page 278
EML-HA...				Page 274
EML-HT...				Page 275
EML-ESD...				Page 276
EML-RM...				Page 277
GPE...				
BMK...				
BMKL...				

System marking				
US-PML-W...			Page 320	
US-PML-P...			Page 326	
US-PML-M...			Page 334	
US-PML-GHS...			Page 348	
US-EMLF...			Page 354	
PML-W....				Page 321
PML-P...				Page 327
PML-M...				Page 335
PML-GHS...				Page 349
PML-T...				Page 342
PMM...				Page 355



THERMOMARK ROLL X1	THERMOMARK X1.2	THERMOMARK W2	CMS-P1-PLOTTER	P1 ENGRAVING UNIT
			Page 245	
			Page 243	
			Page 240	
			Page 242	
Page 280	Page 280			
Page 264	Page 264			
Page 269	Page 269			Page 269
Page 272	Page 272			
Page 273	Page 273			
Page 278	Page 278			
Page 274	Page 274			
Page 275	Page 275			
Page 276	Page 276			
Page 277	Page 277			
			Page 284	Page 284
			Page 283	
			Page 282	

Page 321	Page 321			
Page 327	Page 327			
Page 335	Page 335			
Page 349	Page 349			
Page 342	Page 342			
Page 355	Page 355			



Terminal marking - MARKING system

Large-surface and clear marking of terminal strips is essential for quick and error-free wiring of terminal strips. This is also true for the maintenance and startup of control cabinets and systems.

Terminal markers from Phoenix Contact are optimally adapted to the terminals and are available marked or unmarked in card, roll or sheet format.

Product range overview

Terminal marking **54**

UniCard UC-TM... terminal marking

For tall marker grooves **56**
For flat marker grooves **58**

ZB... zack marker strip terminal marking

For tall marker grooves **62**
For flat marker grooves **70**

UniCard UCT-TM... terminal marking

For tall marker grooves **76**
For flat marker grooves **78**

UniSheet US-TM... terminal marking

For universal marker grooves **80**
For flat marker grooves **81**

TMT... terminal marking supplied in rolls

Marker strips for tall and flat marker grooves **84**

TML... terminal marking supplied in rolls

Self-adhesive markers for terminal blocks without marker grooves **88**

SK... terminal marking supplied as card material

Self-adhesive markers for terminal blocks without marker grooves **92**

Group marker labels and warning labels **96**

Overview of terminal marking for Phoenix Contact **100**

The right marking solution for every terminal

Terminal marking for terminal blocks from other manufacturers **106**

Overview of terminal marking for other manufacturers **126**

Phoenix Contact provides the right marking solution for every terminal



Those involved in control cabinet and system engineering must ensure meaningful marking of electrical connecting elements and control cabinet components. As with comprehensive documentation, precise marking of all terminal points makes it easier to set up and maintain the systems concerned. EN 60204–1/VDE 0113 Part 1 stipulates requirements concerning consistent system marking and, therefore, for ensuring that it matches the technical documentation.
Various marking materials are available for marking Phoenix Contact terminal blocks. The marking strips can be easily separated by hand, and their special geometry ensures that the marking remains in place even in the event of impact and vibration in machines and vehicles.

The terminal markers are available in strips or sheets and with or without marking in accordance with customer requirements. Depending on the version, unmarked terminal markers can be marked using the various printing systems available from Phoenix Contact.

– Markers in UniCard format can be quickly and reliably marked using the new BLUEMARK CLED printer
– Markers in UniSheet format can be quickly and reliably marked using the new THERMOMARK CARD printer
– Material off the roll has been specially developed for marking using thermal transfer printers, e.g., from the new THERMOMARK LINE series from Phoenix Contact
– Zack marker strips are ideal for marking with the plotter, but can also be marked directly by hand.

All marking systems are characterized by their high resolution and excellent wipe resistance.

Various marking labels are available for marking terminal block groups in addition to the marking of the actual terminal points. These are snapped into the marking grooves of terminal blocks. Details of group marking products that can be fixed to end brackets can be found in the chapter titled Mounting material starting on page 483.



Markers are available in the UniCard and UniSheet formats for the marking of terminal blocks with a tall marker groove. They can be supplied unprinted or printed according to customer requirements.



Markers are available in the UniCard and UniSheet formats for terminal blocks, modules, and connectors with a flat marker groove. They can be supplied unprinted or printed in accordance with customer requirements.



Miniature terminal blocks/transformer terminal blocks have neither a flat nor a tall marker groove. Special markers are available in UniCard format for the purpose of marking such terminal blocks.



The universal marker groove can be marked with markers in UniSheet format. These are available unprinted or printed in accordance with customer requirements.



10-section zack marker strips are available in tall and flat versions. They are used to mark terminal blocks, modules or connectors and can be supplied unprinted or printed.



Unmarked zack marker strips can accommodate printed marker strips. Once printed, the self-adhesive strip is simply stuck onto the zack marker strip.



The marker strips can be used in both tall and flat marker marker grooves. They can be easily separated by hand since they are pre-perforated for the pitch.



Self-adhesive marker strips can be applied to all PCB terminal blocks and COMBICON connectors. They can be supplied printed on cards or unprinted on a roll.

Markers are available in both UniCard and UniSheet formats for marking modular terminal blocks from other manufacturers.

UniCard terminal marking for tall marker groove



- The UC-TM ... UniCard marking range includes markers for products with a tall marker groove
- The markers, which are supplied in uniform sheets, can be marked quickly and easily using the BLUEMARK
- The format automatically ensures printing with a high level of positional accuracy
- The multi-section marking strips are easy to fit and can be easily separated if required
- The markers support multiline marking
- The sheets provide space to include function texts
- Marking service: Phoenix Contact can custom-mark all UniCard markers in accordance with your requirements

Notes:

An overview of the terminal blocks that can be marked that are available from Phoenix Contact can be found starting on page 100.

Can be marked using:

UV LED technology

Plotter

Markers for terminal block widths up to 8.2 mm

Technical data

General data	
Can be marked using	BLUEMARK CLED • BLUEMARK LED • CMS-P1-PLOTTER
Material	PA
Inflammability class according to UL 94	V2
Temperature range [°C]	-40 ... 120
Wipe resistance	DIN EN 61010-1 (VDE 0411-1)
Components	Free from silicone and halogen

Ordering data

Description	Color	Type	Order No.	Pcs. / Pkt.
UniCard, for marking terminal blocks with a marker groove, 120-section, 15 individual labels per strip, for a terminal block width of 4.2 mm,				
	white	**UC-TM 4**	**0818111**	10
	red	**UC-TM 4 RD**	**0818250**	10
	orange	**UC-TM 4 OG**	**0818221**	10
	yellow	**UC-TM 4 YE**	**0818234**	10
	violet	**UC-TM 4 VT**	**0819084**	10
	blue	**UC-TM 4 BU**	**0818247**	10
	green	**UC-TM 4 GN**	**0818263**	10
UniCard, for marking terminal blocks with a marker groove, 96-section, 12 individual labels per strip, for a terminal block width of 5.2 mm				
	white	**UC-TM 5**	**0818108**	10
	red	**UC-TM 5 RD**	**0818302**	10
	orange	**UC-TM 5 OG**	**0818276**	10
	yellow	**UC-TM 5 YE**	**0818289**	10
	violet	**UC-TM 5 VT**	**0819107**	10
	blue	**UC-TM 5 BU**	**0818292**	10
	green	**UC-TM 5 GN**	**0818315**	10
UniCard, for marking terminal blocks with a marker groove, 80-section, 10 individual labels per strip, for a terminal block width of 6.2 mm				
	white	**UC-TM 6**	**0818085**	10
	red	**UC-TM 6 RD**	**0818357**	10
	orange	**UC-TM 6 OG**	**0818328**	10
	yellow	**UC-TM 6 YE**	**0818331**	10
	violet	**UC-TM 6 VT**	**0819110**	10
	blue	**UC-TM 6 BU**	**0818344**	10
	green	**UC-TM 6 GN**	**0818360**	10
UniCard, for marking terminal blocks with a marker groove, 56-section, 7 individual labels per strip, for a terminal block width of 8.2 mm				
	white	**UC-TM 8**	**0818072**	10
	red	**UC-TM 8 RD**	**0818409**	10
	orange	**UC-TM 8 OG**	**0818373**	10
	yellow	**UC-TM 8 YE**	**0818386**	10
	violet	**UC-TM 8 VT**	**0819123**	10
	blue	**UC-TM 8 BU**	**0818399**	10
	green	**UC-TM 8 GN**	**0818412**	10

Accessories

Magazine, for CMS-P1-PLOTTER	**P1 UC-MAG 1**	**5146079**	1

UniCard terminal marking for tall marker groove

Markers for terminal block widths up to 16 mm

Technical data

General data		
Can be marked using		BLUEMARK CLED • BLUEMARK LED • CMS-P1-PLOTTER
Material		PA
Inflammability class according to UL 94		V2
Temperature range	[°C]	-40 ... 120
Wipe resistance		DIN EN 61010-1 (VDE 0411-1)
Components		Free from silicone and halogen

Ordering data

Description	Color	Type	Order No.	Pcs. / Pkt.
UniCard, for marking terminal blocks with a marker groove, 48-section, 6 individual labels per strip, for a terminal block width of 10.2 mm				
	white	**UC-TM 10**	**0818069**	10
	red	**UC-TM 10 RD**	**0818454**	10
	orange	**UC-TM 10 OG**	**0818425**	10
	yellow	**UC-TM 10 YE**	**0818438**	10
	violet	**UC-TM 10 VT**	**0815936**	10
	blue	**UC-TM 10 BU**	**0818441**	10
	green	**UC-TM 10 GN**	**0818467**	10
UniCard, for marking terminal blocks with a marker groove, 40-section, 5 individual labels per strip, for a terminal block width of 12 mm				
	white	**UC-TM 12**	**0819194**	10
	red	**UC-TM 12 RD**	**0817701**	10
	orange	**UC-TM 12 OG**	**0817691**	10
	yellow	**UC-TM 12 YE**	**0819204**	10
	violet	**UC-TM 12 VT**	**0822660**	10
	blue	**UC-TM 12 BU**	**0817785**	10
	green	**UC-TM 12 GN**	**0817808**	10
UniCard, for marking terminal blocks with a marker groove, 32-section, 4 individual labels per strip, for a terminal block width of 16 mm				
	white	**UC-TM 16**	**0819217**	10
	red	**UC-TM 16 RD**	**0817798**	10
	orange	**UC-TM 16 OG**	**0817772**	10
	yellow	**UC-TM 16 YE**	**0819220**	10
	violet	**UC-TM 16 VT**	**0822673**	10
	blue	**UC-TM 16 BU**	**0817769**	10
	green	**UC-TM 16 GN**	**0817756**	10

Accessories

Magazine, for CMS-P1-PLOTTER	**P1 UC-MAG 1**	**5146079**	1

UniCard terminal marking for flat marker groove



– The UC-TMF ... UniCard marking range includes markers for products with tall and flat marker grooves
– Marking service: Phoenix Contact can custom-mark all UniCard markers in accordance with your requirements

Notes:

An overview of the terminal blocks that can be marked that are available from Phoenix Contact can be found starting on page 100.



Can be marked using:

UV LED technology

Plotter

Markers for terminal block widths up to 8.2 mm

Technical data

General data		
Can be marked using		BLUEMARK CLED • BLUEMARK LED • CMS-P1-PLOTTER
Material		PA
Inflammability class according to UL 94		V2
Temperature range	[°C]	-40 ... 120
Wipe resistance		DIN EN 61010-1 (VDE 0411-1)
Components		Free from silicone and halogen

Ordering data

Description	Color	Type	Order No.	Pcs. / Pkt.
UniCard, for marking terminal blocks with a flat marker groove, 120-section, 15 individual labels per strip, for a terminal block width of 4.2 mm				
	white	**UC-TMF 4**	**0818166**	10
	red	**UC-TMF 4 RD**	**0818506**	10
	orange	**UC-TMF 4 OG**	**0818470**	10
	yellow	**UC-TMF 4 YE**	**0818483**	10
	violet	**UC-TMF 4 VT**	**0815897**	10
	blue	**UC-TMF 4 BU**	**0818496**	10
	green	**UC-TMF 4 GN**	**0818519**	10
UniCard, for marking terminal blocks with a flat marker groove, 96-section, 12 individual labels per strip, for a terminal block width of 5.2 mm				
	white	**UC-TMF 5**	**0818153**	10
	red	**UC-TMF 5 RD**	**0818551**	10
	orange	**UC-TMF 5 OG**	**0818522**	10
	yellow	**UC-TMF 5 YE**	**0818535**	10
	violet	**UC-TMF 5 VT**	**0815907**	10
	blue	**UC-TMF 5 BU**	**0818548**	10
	green	**UC-TMF 5 GN**	**0818564**	10
UniCard, for marking terminal blocks with a flat marker groove, 80-section, 10 individual labels per strip, for a terminal block width of 6.2 mm				
	white	**UC-TMF 6**	**0818140**	10
	red	**UC-TMF 6 RD**	**0818603**	10
	orange	**UC-TMF 6 OG**	**0818577**	10
	yellow	**UC-TMF 6 YE**	**0818580**	10
	violet	**UC-TMF 6 VT**	**0815910**	10
	blue	**UC-TMF 6 BU**	**0818593**	10
	green	**UC-TMF 6 GN**	**0818616**	10
UniCard, for marking terminal blocks with a flat marker groove, 64-section, 7 individual labels per strip, for a terminal block width of 8.2 mm				
	white	**UC-TMF 8**	**0818137**	10
	red	**UC-TMF 8 RD**	**0818658**	10
	orange	**UC-TMF 8 OG**	**0818629**	10
	yellow	**UC-TMF 8 YE**	**0818632**	10
	violet	**UC-TMF 8 VT**	**0815923**	10
	blue	**UC-TMF 8 BU**	**0818645**	10
	green	**UC-TMF 8 GN**	**0818661**	10

Accessories

Magazine, for CMS-P1-PLOTTER	**P1 UC-MAG 4**	**5146105**	1

UniCard terminal marking for flat marker groove

Markers for terminal block widths up to 16 mm

Technical data

General data		
Can be marked using		BLUEMARK CLED • BLUEMARK LED • CMS-P1-PLOTTER
Material		PA
Inflammability class according to UL 94		V2
Temperature range	[°C]	-40 ... 120
Wipe resistance		DIN EN 61010-1 (VDE 0411-1)
Components		Free from silicone and halogen

Ordering data

Description	Color	Type	Order No.	Pcs. / Pkt.
UniCard, for marking terminal blocks with a flat marker groove, 48-section, 6 individual labels per strip, for a terminal block width of 10.2 mm				
	white	**UC-TMF 10**	**0818124**	10
	red	**UC-TMF 10 RD**	**0818700**	10
	orange	**UC-TMF 10 OG**	**0818674**	10
	yellow	**UC-TMF 10 YE**	**0818687**	10
	violet	**UC-TMF 10 VT**	**0815981**	10
	blue	**UC-TMF 10 BU**	**0818690**	10
	green	**UC-TMF 10 GN**	**0818713**	10
UniCard, for marking terminal blocks with a flat marker groove, 40-section, 5 individual labels per strip, for a terminal block width of 12 mm				
	white	**UC-TMF 12**	**0819233**	10
	red	**UC-TMF 12 RD**	**0817840**	10
	orange	**UC-TMF 12 OG**	**0817866**	10
	yellow	**UC-TMF 12 YE**	**0819246**	10
	violet	**UC-TMF 12 VT**	**0822686**	10
	blue	**UC-TMF 12 BU**	**0817853**	10
	green	**UC-TMF 12 GN**	**0817837**	10
UniCard, for marking terminal blocks with a flat marker groove, 32-section, 4 individual labels per strip, for a terminal block width of 16 mm				
	white	**UC-TMF 16**	**0819262**	10
	red	**UC-TMF 16 RD**	**0817824**	10
	orange	**UC-TMF 16 OG**	**0817811**	10
	yellow	**UC-TMF 16 YE**	**0819259**	10
	violet	**UC-TMF 16 VT**	**0822699**	10
	blue	**UC-TMF 16 BU**	**0817905**	10
	green	**UC-TMF 16 GN**	**0817921**	10

Accessories

Magazine, for CMS-P1-PLOTTER			
	P1 UC-MAG 4	**5146105**	1

UniCard terminal marking for marking stud holders



- The UC-TMN ... UniCard marking range includes markers for products with a marking stud holder, such as mini terminal blocks, transformer terminal blocks or COMBICON PCB connection terminal blocks
- The markers, which are supplied in uniform sheets, can be marked quickly and easily using the BLUEMARK
- The format automatically ensures printing with a high level of positional accuracy
- The multi-section marking strips are easy to fit and can be easily separated if required
- The sheets provide space to include function texts
- Marking service: Phoenix Contact can custom-mark all UniCard markers in accordance with your requirements

Notes:

An overview of the terminal blocks that can be marked that are available from Phoenix Contact can be found starting on page 100.

Can be marked using:

UV LED technology

Plotter

Stud-type markers for terminal block widths of 5.2 / 7.5 / 10 mm

Technical data

General data		
Can be marked using		BLUEMARK CLED • BLUEMARK LED • CMS-P1-PLOTTER
Material		PA
Inflammability class according to UL 94		V2
Temperature range	[°C]	-40 ... 120
Wipe resistance		DIN EN 61010-1 (VDE 0411-1)
Components		Free from silicone and halogen

Ordering data

Description	Color	Type	Order No.	Pcs. / Pkt.
UniCard, for marking transformer terminal blocks				
96-section	white	**UC-TMN 5,2**	**0822945**	10
64-section	white	**UC-TMN 7,5**	**0821823**	10
48-section	white	**UC-TMN 10**	**0828554**	10

Accessories

Magazine, for CMS-P1-PLOTTER				
		P1 UC-MAG 1	**5146079**	1

Zack marker strip terminal marking for tall marker groove



- The ZB zack marker strip system is a marking solution for modular terminal blocks and electronic modules with tall marker grooves
- The multi-section marking strips are easy to fit and can be easily separated if required
- Different pitches are possible on request
- Unmarked marking strips can be custom-marked with a plotter or by hand
- Marking service: Phoenix Contact can custom-mark all zack marker strip markers in accordance with your requirements

Selection of marking direction

- Please take care to select the correct marking direction for printed products
- ① "Printed horizontally" marking, text is the right way round for a horizontally arranged terminal strip
- ② "Printed vertically" marking, text is the right way round for a vertically arranged terminal strip

Notes:

[1]) **10 identically marked** strips make up one packing unit (PU).

Can be marked using:

Plotter

Markers for a terminal block width of 3.5 mm

Technical data

General data		
Can be marked using		CMS-P1-PLOTTER
Material		PA
Inflammability class according to UL 94		V2
Temperature range	[°C]	-40 ... 100
Wipe resistance		DIN EN 61010-1 (VDE 0411-1)
Components		Free from silicone and halogen

Ordering data

Description	Color	Type	Order No.	Pcs. / Pkt.
Zack marker strip, 10-section, unprinted: pack contains enough to label 100 terminal blocks	white	ZB 3,5:UNBEDRUCKT	0829414	10
as above, however, large batch, sufficient for 1000 terminal blocks	white			
Zack marker strip, printed horizontally, ten sections with consecutive numbers, e.g., 1 - 10, 11 - 20, etc. up to 91 - 100, (ZB 3,5 and ZB 4, max. 2 digits)[1]) Markers for a terminal block width of 5.2 mm	white	ZB 3,5,LGS:FORTL.ZAHLEN	0801404	10
Zack marker strip, printed horizontally, 10-section, with same numbers, e.g., 1/1/1, 2/2/2, etc. up to 100/100/100[1])	white			
Zack marker strip, 10-section, printed horizontally: with L1, L2, L3, N, PE[1])	white			
U, V, W, N, ⏚	white			
Zack marker strip, printed vertically, 10-section, with consecutive numbers, e.g., 1-10, 11-20, etc. up to 91-100[1])	white	ZB 3,5,QR:FORT.ZAHLEN	0801405	10

Accessories

Magazine, for CMS-P1-PLOTTER		CMS-P1-M/ZB	5144699	1

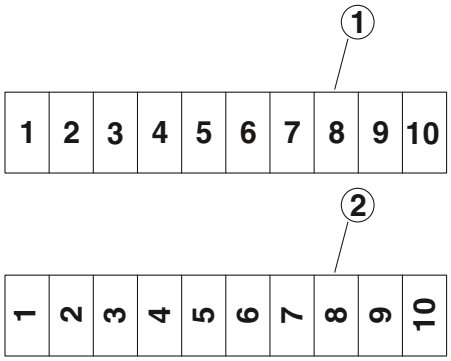



Markers for a terminal block width of 4.2 mm



Markers for a terminal block width of 5.2 mm



Markers for a terminal block width of 5.08 mm

Technical data

CMS-P1-PLOTTER
PA
V2
-40 ... 100
DIN EN 61010-1 (VDE 0411-1)
Free from silicone and halogen

Ordering data

Type	Order No.	Pcs. / Pkt.
ZB 4 :UNBEDRUCKT	**0805001**	10
ZB 4/WH-100:UNBEDRUCKT	**0805810**	100
ZB 4,LGS:FORTL.ZAHLEN	**0805739**	10
ZB 4,QR:FORTL.ZAHLEN	**0805807**	10

Accessories

CMS-P1-M/ZB	**5144699**	1

Technical data

CMS-P1-PLOTTER
PA
V2
-40 ... 100
DIN EN 61010-1 (VDE 0411-1)
Free from silicone and halogen

Ordering data

Type	Order No.	Pcs. / Pkt.
ZB 5 :UNBEDRUCKT	**1050004**	10
ZB 5/WH-100:UNBEDRUCKT	**5060906**	100
ZB 5,LGS:FORTL.ZAHLEN	**1050017**	10
ZB 5,LGS:GLEICHE ZAHLEN	**1050033**	10
ZB 5,LGS:L1-N,PE	**1050415**	10
ZB 5,QR:FORTL.ZAHLEN	**1050020**	10

Accessories

CMS-P1-M/ZB	**5144699**	1

Technical data

CMS-P1-PLOTTER
PA
V2
-40 ... 100
DIN EN 61010-1 (VDE 0411-1)
Free from silicone and halogen

Ordering data

Type	Order No.	Pcs. / Pkt.
ZB 5,08:UNBEDRUCKT	**0809793**	10
ZB 5,08,LGS:FORTL.ZAHLEN	**0809803**	10
ZB 5,08,LGS:L1-N,PE	**0809832**	10
ZB 5,08,LGS:U-N	**0809845**	10
ZB 5,08,QR:FORTL.ZAHLEN	**0809858**	10

Accessories

CMS-P1-M/ZB	**5144699**	1

Zack marker strip terminal marking for tall marker groove

– The ZB zack marker strip system is a marking solution for modular terminal blocks and electronic modules with tall marker grooves
– Marking service: Phoenix Contact can custom-mark all zack marker strip markers in accordance with your requirements

Notes:

[1]) **10 identically marked** strips make up one packing unit (PU).



Markers for a terminal block width of 6.2 mm



Markers for a terminal block width of 6.6 mm

Technical data

General data		
Can be marked using		CMS-P1-PLOTTER
Material		PA
Inflammability class according to UL 94		V2
Temperature range	[°C]	-40 ... 100
Wipe resistance		DIN EN 61010-1 (VDE 0411-1)
Components		Free from silicone and halogen

Technical data

General data		
Can be marked using		CMS-P1-PLOTTER
Material		PA
Inflammability class according to UL 94		V2
Temperature range	[°C]	-40 ... 100
Wipe resistance		DIN EN 61010-1 (VDE 0411-1)
Components		Free from silicone and halogen

Ordering data

Description	Color	Type	Order No.	Pcs. / Pkt.
Zack marker strip, 10-section, unprinted: pack contains enough to label 100 terminal blocks	white	**ZB 6:UNBEDRUCKT**	**1051003**	10
as above, however, large batch, sufficient for 1000 terminal blocks	white			
Zack marker strip, printed horizontally, 10-section, with consecutive numbers, e.g., 1-10, 11-20, etc. up to 91-100				
Markers for a terminal block width of 6.2 mm	white	**ZB 6,LGS:FORTL.ZAHLEN**	**1051016**	10
Zack marker strip, printed horizontally, 10-section, with same numbers, e.g., 1/1/1, 2/2/2, etc. up to 100/100/100	white	**ZB 6,LGS:GLEICHE ZAHLEN**	**1051032**	10
Zack marker strip, 10-section, printed horizontally: with L1, L2, L3, N, PE	white	**ZB 6,LGS:L1-N,PE**	**1051414**	10
U, V, W, N, ⏚	white	**ZB 6,LGS:U-N**	**1051430**	10
Zack marker strip, printed vertically, 10-section, with consecutive numbers, e.g., 1-10, 11-20, etc. up to 91-100[1])	white	**ZB 6,QR:FORTL.ZAHLEN**	**1051029**	10

Ordering data

Type	Order No.	Pcs. / Pkt.
ZB 6,6:UNBEDRUCKT	**1052332**	10
ZB 6,6,LGS:FORTL.ZAHLEN	**1052345**	10

Accessories

Magazine, for CMS-P1-PLOTTER		
CMS-P1-M/ZB	**5144699**	1

Accessories

CMS-P1-M/ZB	**5144699**	1



Markers for a terminal block width of 7.5 mm



Markers for a terminal block width of 7.62 mm



Markers for a terminal block width of 8.2 mm

Technical data

CMS-P1-PLOTTER
PA
V2
-40 ... 100
DIN EN 61010-1 (VDE 0411-1)
Free from silicone and halogen

Ordering data

Type	Order No.	Pcs. / Pkt.
ZB 7,5:UNBEDRUCKT	**0803948**	10

Accessories

CMS-P1-M/ZB	**5144699**	1

Technical data

CMS-P1-PLOTTER
PA
V2
-40 ... 100
DIN EN 61010-1 (VDE 0411-1)
Free from silicone and halogen

Ordering data

Type	Order No.	Pcs. / Pkt.
ZB 7,62:UNBEDRUCKT	**1054000**	10
ZB 7,62/WH-100:UNBEDRUCKT	**5060922**	100
ZB 7,62,LGS:FORTL.ZAHLEN	**1054233**	10

Accessories

CMS-P1-M/ZB	**5144699**	1

Technical data

CMS-P1-PLOTTER
PA
V2
-40 ... 100
DIN EN 61010-1 (VDE 0411-1)
Free from silicone and halogen

Ordering data

Type	Order No.	Pcs. / Pkt.
ZB 8:UNBEDRUCKT	**1052002**	10
ZB 8/WH-100:UNBEDRUCKT	**5060896**	100
ZB 8,LGS:FORTL.ZAHLEN	**1052015**	10
ZB 8,LGS:L1-N,PE	**1052413**	10
ZB 8,QR:FORTL.ZAHLEN	**1052028**	10

Accessories

CMS-P1-M/ZB	**5144699**	1

Zack marker strip terminal marking for tall marker groove

- The ZB zack marker strip system is a marking solution for modular terminal blocks and electronic modules with tall marker grooves
- Marking service: Phoenix Contact can custom-mark all zack marker strip markers in accordance with your requirements

Notes:

[1]) **10 identically marked** strips make up one packing unit (PU).

Markers for a terminal block width of 9 mm

Markers for a terminal block width of 10.2 mm

Technical data

General data			
Can be marked using		CMS-P1-PLOTTER	CMS-P1-PLOTTER
Material		PA	PA
Inflammability class according to UL 94		V2	V2
Temperature range	[°C]	-40 ... 100	-40 ... 100
Wipe resistance		DIN EN 61010-1 (VDE 0411-1)	DIN EN 61010-1 (VDE 0411-1)
Components		Free from silicone and halogen	Free from silicone and halogen

Ordering data

Description	Color	Type	Order No.	Pcs. / Pkt.	Type	Order No.	Pcs. / Pkt.
Zack marker strip, 10-section, unprinted: pack contains enough to label 100 terminal blocks							
	white	**ZB 9:UNBEDRUCKT**	**0829127**	10	**ZB 10:UNBEDRUCKT**	**1053001**	10
as above, however, large batch, sufficient for 1000 terminal blocks	white				**ZB10/WH-100:UNBEDRUCKT**	**5060883**	100
5-section	white						
Flat zack marker strip, 10-section, printed horizontally: with consecutive numbers, e.g., 1–10, 11–20, etc. up to 91–100[1])							
Markers for a terminal block width of 10.2 mm	white				**ZB10,LGS:FORTL.ZAHLEN**	**1053014**	10
Zack marker strip, printed horizontally, 10-section, with same numbers, e.g., 1/1/1, 2/2/2, etc. up to 100/100/100[1])							
	white				**ZB10,LGS:GLEICHE ZAHLEN**	**1053030**	10
Zack marker strip, 10-section, printed horizontally: with L1, L2, L3, N, PE[1])							
	white				**ZB10,LGS:L1-N,PE**	**1053412**	10
U, V, W, N, ⏚	white				**ZB10,LGS:U-N**	**1053438**	10
5-section	white						
Zack marker strip, printed vertically, 10-section, with consecutive numbers, e.g., 1-10, 11-20, etc. up to 91-100[1])							
	white				**ZB10,QR:FORTL.ZAHLEN**	**1053027**	10

Accessories

Magazine, for CMS-P1-PLOTTER							
		CMS-P1-M/ZB	**5144699**	1	**CMS-P1-M/ZB**	**5144699**	1

Markers for a terminal block width of 12 mm

Markers for a terminal block width of 13 mm

Markers for a terminal block width of 15 mm

Technical data

CMS-P1-PLOTTER
PA
V2
-40 ... 100
DIN EN 61010-1 (VDE 0411-1)
Free from silicone and halogen

Ordering data

Type	Order No.	Pcs. / Pkt.
ZB 12:UNPRINTED	0812120	10
ZB 12,LGS:L1-N,PE	0812146	10

Accessories

CMS-P1-M/ZB	5144699	1

Technical data

CMS-P1-PLOTTER
PA
V2
-40 ... 100
DIN EN 61010-1 (VDE 0411-1)
Free from silicone and halogen

Ordering data

Type	Order No.	Pcs. / Pkt.
ZB 13:UNBEDRUCKT	0829131	10

Accessories

CMS-P1-M/ZB	5144699	1

Technical data

CMS-P1-PLOTTER
PA
V2
-40 ... 100
DIN EN 61010-1 (VDE 0411-1)
Free from silicone and halogen

Ordering data

Type	Order No.	Pcs. / Pkt.
ZB 15:UNBEDRUCKT	0811972	10
ZB 15,LGS:L1-N,PE	0811998	10

Accessories

CMS-P1-M/ZB	5144699	1

Zack marker strip terminal marking for tall marker groove

- The ZB zack marker strip system is a marking solution for modular terminal blocks and electronic modules with tall marker grooves
- Marking service: Phoenix Contact can custom-mark all zack marker strip markers in accordance with your requirements

Notes:

[1]) **10 identically marked** strips make up one packing unit (PU).

Markers for a terminal block width of 16.3 mm

Markers for a terminal block width of 17 mm

Technical data

General data			
Can be marked using		CMS-P1-PLOTTER	CMS-P1-PLOTTER
Material		PA	PA
Inflammability class according to UL 94		V2	V2
Temperature range	[°C]	-40 ... 100	-40 ... 100
Wipe resistance		DIN EN 61010-1 (VDE 0411-1)	DIN EN 61010-1 (VDE 0411-1)
Components		Free from silicone and halogen	Free from silicone and halogen

Ordering data

Description	Color	Type	Order No.	Pcs. / Pkt.	Type	Order No.	Pcs. / Pkt.
Zack marker strip, 5-section, unprinted: pack contains enough to label 50 terminal blocks							
	white	**ZB 16,3:UNPRINTED**	**0820222**	10	**ZB 17:UNBEDRUCKT**	**0829391**	10
4-part, for 40 terminals	white						
Zack marker strip, 5-section, printed horizontally: With L1, L2, L3, N, PE[1])							
	white						
4-section	white						

Accessories

Magazine, for CMS-P1-PLOTTER							
		CMS-P1-M/ZB	**5144699**	1	**CMS-P1-M/ZB**	**5144699**	1

Markers for a terminal block width of 18 mm

Markers for a terminal block width of 22 mm

Markers for a terminal block width of 25 mm

Technical data

CMS-P1-PLOTTER
PA
V2
-40 ... 100
DIN EN 61010-1 (VDE 0411-1)
Free from silicone and halogen

Ordering data

Type	Order No.	Pcs. / Pkt.
ZB 18:UNBEDRUCKT	**0811833**	10
ZB 18,LGS:L1-N,PE	**0811846**	10

Accessories

CMS-P1-M/ZB	**5144699**	1

Technical data

CMS-P1-PLOTTER
PA
V2
-40 ... 100
DIN EN 61010-1 (VDE 0411-1)
Free from silicone and halogen

Ordering data

Type	Order No.	Pcs. / Pkt.
ZB 22:UNBEDRUCKT	**0811862**	10
ZB 22,LGS:L1-N,PE	**0811875**	10

Accessories

CMS-P1-M/ZB	**5144699**	1

Technical data

CMS-P1-PLOTTER • X-PEN 0,35 • P-PEN
PA
V2
-40 ... 100
DIN EN 61010-1 (VDE 0411-1)
Free from silicone and halogen

Ordering data

Type	Order No.	Pcs. / Pkt.
ZB 25:UNPRINTED	**0802751**	10

Accessories

CMS-P1-M/ZB	**5144699**	1

Zack marker strip terminal marking for flat marker groove



– The ZBF zack marker strip system with flat marker groove is a marking solution for terminal blocks and electronics modules
– The multi-section marking strips are easy to fit and can be easily separated if required
– Different pitches are possible on request
– Unmarked marking strips can be custom-marked with a plotter or by hand
– Marking service: Phoenix Contact can custom-mark all zack marker strip markers in accordance with your requirements

Selection of marking direction

– Please take care to select the correct marking direction for printed products
– ① "Printed horizontally" marking, text is the right way round for a horizontally arranged terminal strip
– ② "Printed vertically" marking, text is the right way round for a vertically arranged terminal strip

Notes:
An overview of the terminal blocks that can be marked that are available from Phoenix Contact can be found starting on page 100.
[1]) **10 identically marked** strips make up one packing unit (PU).

Can be marked using:

Plotter



Markers for a terminal block width of 3.5 mm

Technical data

General data		
Can be marked using		CMS-P1-PLOTTER
Material		PA
Inflammability class according to UL 94		V2
Temperature range	[°C]	-40 ... 100
Wipe resistance		DIN EN 61010-1 (VDE 0411-1)
Components		Free from silicone and halogen

Ordering data

Description	Color	Type	Order No.	Pcs. / Pkt.
Zack flat marker strip, horizontal, 10-section, unprinted: pack contains enough to label 100 terminal blocks	white	**ZBF 3,5:UNBEDRUCKT**	**0829392**	10
as above, however, large batch, sufficient for 1000 terminal blocks	white			
Zack marker strip, flat, printed horizontally, ten sections with consecutive numbers, e.g., 1 - 10, 11 - 20, etc. up to 91 - 100, (ZBF 3.5 and ZBF 4, max. 2 digits)[1]) Markers for a terminal block width of 5.2 mm	white	**ZBF 3,5,LGS:FORTL.ZAHLEN**	**0801406**	10
Zack marker strip, flat, printed horizontally, 10-section, with even numbers, e.g., 2-20, 22-40, etc. up to 82-100, (ZBF 4 max. 2-digit)[1])	white			
Zack marker strip, flat, printed horizontally, 10-section, with odd numbers, e.g. 1-19, 21-39, etc. up to 81-99, (ZBF 4 max. 2-digit)[1])	white			
Zack marker strip, flat, printed vertically, 10-section, with consecutive numbers, e.g., 1-10, 11-20, etc. up to 91-100[1])	white	**ZBF 3,5,QR:FORTL.ZAHLEN**	**0801407**	10

Accessories

Magazine, for CMS-P1-PLOTTER	**CMS-P1-M/ZBF**	**5144709**	1

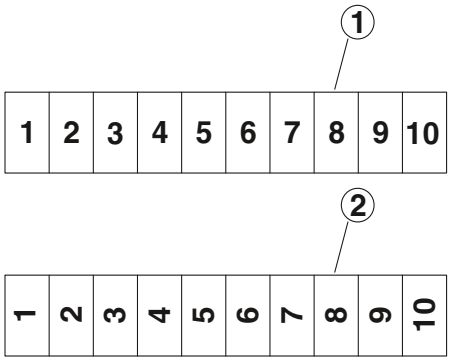



Markers for a terminal block width of 4.2 mm



Markers for a terminal block width of 5.2 mm



Markers for a terminal block width of 6.2 mm

Technical data

CMS-P1-PLOTTER
PA
V2
-40 ... 100
DIN EN 61010-1 (VDE 0411-1)
Free from silicone and halogen

Ordering data

Type	Order No.	Pcs. / Pkt.
ZBF 4:UNBEDRUCKT	**0808587**	10
ZBF 4/WH-100:UNBEDRUCKT	**0808613**	100
ZBF 4,LGS:FORTL.ZAHLEN	**0808626**	10
ZBF 4,LGS:GERADE ZAHLEN	**0810818**	10
ZBF 4,LGS:UNGERADE ZAHLEN	**0810850**	10
ZBF 4,QR:FORTL.ZAHLEN	**0808820**	10

Accessories

CMS-P1-M/ZBF	**5144709**	1

Technical data

CMS-P1-PLOTTER
PA
V2
-40 ... 100
DIN EN 61010-1 (VDE 0411-1)
Free from silicone and halogen

Ordering data

Type	Order No.	Pcs. / Pkt.
ZBF 5:UNBEDRUCKT	**0808642**	10
ZBF 5/WH-100:UNBEDRUCKT	**0808668**	100
ZBF 5,LGS:FORTL.ZAHLEN	**0808671**	10
ZBF 5,LGS:GERADE ZAHLEN	**0810821**	10
ZBF 5,LGS:UNGERADE ZAHLEN	**0810863**	10
ZBF 5,QR:FORTL.ZAHLEN	**0808697**	10

Accessories

CMS-P1-M/ZBF	**5144709**	1

Technical data

CMS-P1-PLOTTER
PA
V2
-40 ... 100
DIN EN 61010-1 (VDE 0411-1)
Free from silicone and halogen

Ordering data

Type	Order No.	Pcs. / Pkt.
ZBF 6:UNBEDRUCKT	**0808710**	10
ZBF 6/WH-100:UNBEDRUCKT	**0808736**	100
ZBF 6,LGS:FORTL.ZAHLEN	**0808749**	10
ZBF 6,LGS:GERADE ZAHLEN	**0810834**	10
ZBF 6,LGS:UNGERADE ZAHLEN	**0810876**	10
ZBF 6,QR:FORTL.ZAHLEN	**0808765**	10

Accessories

CMS-P1-M/ZBF	**5144709**	1

Zack marker strip terminal marking for flat marker groove

– The ZBF zack marker strip system with flat marker groove is a marking solution for terminal blocks and electronics modules
– Marking service: Phoenix Contact can custom-mark all zack marker strip markers in accordance with your requirements

Notes:

[1]) **10 identically marked** strips make up one packing unit (PU).

Markers for a terminal block width of 7.5 mm

Markers for a terminal block width of 8.2 mm

		Technical data	Technical data
General data			
Can be marked using		CMS-P1-PLOTTER	CMS-P1-PLOTTER
Material		PA	PA
Inflammability class according to UL 94		V2	V2
Temperature range	[°C]	-40 ... 100	-40 ... 100
Wipe resistance		DIN EN 61010-1 (VDE 0411-1)	DIN EN 61010-1 (VDE 0411-1)
Components		Free from silicone and halogen	Free from silicone and halogen

		Ordering data			Ordering data		
Description	Color	Type	Order No.	Pcs. / Pkt.	Type	Order No.	Pcs. / Pkt.
Zack marker strip, flat, 10-section, without color print	white	**ZBF 7,5:UNBEDRUCKT**	**0809942**	10	**ZBF 8:UNBEDRUCKT**	**0808781**	10
5-section	white						
Zack marker strip, flat, printed horizontally, 10-section, with consecutive numbers, e.g., 1-10, 11-20, etc. up to 91-100[1]) Markers for a terminal block width of 8.2 mm	white	**ZBF 7,5,LGS:FORTL.ZAHLEN**	**0809955**	10	**ZBF 8,LGS:FORTL.ZAHLEN**	**0808804**	10
Zack marker strip, flat, printed vertically, 10-section, with consecutive numbers, e.g., 1-10, 11-20, etc. up to 91-100[1])	white	**ZBF 7,5,QR:FORTL.ZAHLEN**	**0809968**	10			

	Accessories			Accessories		
Magazine, for CMS-P1-PLOTTER	**CMS-P1-M/ZBF**	**5144709**	1	**CMS-P1-M/ZBF**	**5144709**	1

Markers for a terminal block width of 9 mm

Markers for a terminal block width of 10.2 mm

Markers for a terminal block width of 12 mm

Technical data

CMS-P1-PLOTTER
PA
V2
-40 ... 100
DIN EN 61010-1 (VDE 0411-1)
Free from silicone and halogen

Ordering data

Type	Order No.	Pcs. / Pkt.
ZBF 9:UNBEDRUCKT	**0829129**	10

Accessories

CMS-P1-M/ZBF	**5144709**	1

Technical data

CMS-P1-PLOTTER
PA
V2
-40 ... 100
DIN EN 61010-1 (VDE 0411-1)
Free from silicone and halogen

Ordering data

Type	Order No.	Pcs. / Pkt.
ZBF10:UNBEDRUCKT	**0809997**	10
ZBF10,LGS:FORTL.ZAHLEN	**0810009**	10
ZBF10,QR:FORTL.ZAHLEN	**0810025**	10

Accessories

CMS-P1-M/ZBF	**5144709**	1

Technical data

CMS-P1-PLOTTER
PA
V2
-40 ... 100
DIN EN 61010-1 (VDE 0411-1)
Free from silicone and halogen

Ordering data

Type	Order No.	Pcs. / Pkt.
ZBF 12:UNBEDRUCKT	**0809735**	10

Accessories

CMS-P1-M/ZBF	**5144709**	1

Zack marker strip terminal marking for flat marker groove

- The ZBF zack marker strip system with flat marker groove is a marking solution for terminal blocks and electronics modules
- Marking service: Phoenix Contact can custom-mark all zack marker strip markers in accordance with your requirements

Markers for a terminal block width of 13 mm

Markers for a terminal block width of 15 mm

Technical data

General data			
Can be marked using		CMS-P1-PLOTTER	CMS-P1-PLOTTER
Material		PA	PA
Inflammability class according to UL 94		V2	V2
Temperature range	[°C]	-40 ... 100	-40 ... 100
Wipe resistance		DIN EN 61010-1 (VDE 0411-1)	DIN EN 61010-1 (VDE 0411-1)
Components		Free from silicone and halogen	Free from silicone and halogen

Ordering data

Description	Color	Type	Order No.	Pcs. / Pkt.
Zack marker strip, flat, 5-section, without color print	white	**ZBF 13:UNBEDRUCKT**	**0829133**	10

Ordering data

Description	Color	Type	Order No.	Pcs. / Pkt.
Zack marker strip, flat, 5-section, without color print	white	**ZBF 15:UNBEDRUCKT**	**0811202**	10

Accessories

Magazine, for CMS-P1-PLOTTER	**CMS-P1-M/ZBF**	**5144709**	1

Accessories

Magazine, for CMS-P1-PLOTTER	**CMS-P1-M/ZBF**	**5144709**	1

Markers for a terminal block width of 16.3 mm

Markers for a terminal block width of 17 mm

Markers for a terminal block width of 19.7 mm

Technical data

CMS-P1-PLOTTER
PA
V2
-40 ... 100
DIN EN 61010-1 (VDE 0411-1)
Free from silicone and halogen

Ordering data

Type	Order No.	Pcs. / Pkt.
ZBF 16:UNPRINTED	**0827464**	10

Accessories

CMS-P1-M/ZBF	**5144709**	1

Technical data

CMS-P1-PLOTTER
PA
V2
-40 ... 100
DIN EN 61010-1 (VDE 0411-1)
Free from silicone and halogen

Ordering data

Type	Order No.	Pcs. / Pkt.
ZBF 17:UNBEDRUCKT	**0815020**	10

Accessories

CMS-P1-M/ZBF	**5144709**	1

Technical data

CMS-P1-PLOTTER
PA
V2
-40 ... 100
DIN EN 61010-1 (VDE 0411-1)
Free from silicone and halogen

Ordering data

Type	Order No.	Pcs. / Pkt.
ZBF 19,7:UNBEDRUCKT	**0810627**	10

Accessories

CMS-P1-M/ZBF	**5144709**	1

UniCard terminal marking for tall marker groove



- The UCT-TM... UniCard marking range includes markers for products with tall marker grooves
- The markers, which are supplied in uniform sheets, can be marked quickly, easily, and precisely using the TOPMARK LASER, BLUEMARK..., and the THERMOMARK CARD
- The multi-section marking strips are easy to fit and can be easily separated if required
- The sheets provide space to include function texts
- Marking service: Phoenix Contact can custom-mark all UniCard markers in accordance with your requirements

Notes:

An overview of the terminal blocks that can be marked that are available from Phoenix Contact can be found starting on page 100.

Can be marked using:

Thermal transfer for sheets and cards

UV LED technology

Direct laser marking

Markers for a terminal block width of up to 6.2 mm

Technical data

General data		
Can be marked using		THERMOMARK CARD • BLUEMARK CLED • BLUEMARK LED • TOPMARK LASER
Material		PC
Inflammability class according to UL 94		V0
Temperature range	[°C]	-40 ... 120
Wipe resistance		DIN EN 61010-1 (VDE 0411-1)
Components		Free from silicone and halogen

Ordering data

Description	Color	Type	Order No.	Pcs. / Pkt.
UniCard, for marking terminal blocks with a marker groove, 102-section, 17 individual labels per strip, for a terminal block width of 3.5 mm				
	white	**UCT-TM 3,5**	**0829484**	10
	red	**UCT-TM 3,5 RD**	**0829505**	10
	orange	**UCT-TM 3,5 OG**	**0829506**	10
	yellow	**UCT-TM 3,5 YE**	**0829485**	10
	violet	**UCT-TM 3,5 VT**	**0829507**	10
	blue	**UCT-TM 3,5 BU**	**0829508**	10
	green	**UCT-TM 3,5 GN**	**0829509**	10
UniCard, for marking terminal blocks with a marker groove, 84-section, 14 individual labels per strip, for a terminal block width of 4.2 mm				
	white	**UCT-TM 4**	**0828732**	10
	red	**UCT-TM 4 RD**	**0829149**	10
	orange	**UCT-TM 4 OG**	**0829150**	10
	yellow	**UCT-TM 4 YE**	**0828733**	10
	violet	**UCT-TM 4 VT**	**0829151**	10
	blue	**UCT-TM 4 BU**	**0829152**	10
	green	**UCT-TM 4 GN**	**0829153**	10
UniCard, for marking terminal blocks with a marker groove, 72-section, 12 individual labels per strip, for a terminal block width of 5.2 mm				
	white	**UCT-TM 5**	**0828734**	10
	red	**UCT-TM 5 RD**	**0829154**	10
	orange	**UCT-TM 5 OG**	**0829155**	10
	yellow	**UCT-TM 5 YE**	**0828735**	10
	violet	**UCT-TM 5 VT**	**0829156**	10
	blue	**UCT-TM 5 BU**	**0829157**	10
	green	**UCT-TM 5 GN**	**0829158**	10
UniCard, for marking terminal blocks with a marker groove, 60-section, 10 individual labels per strip, for a terminal block width of 6.2 mm				
	white	**UCT-TM 6**	**0828736**	10
	red	**UCT-TM 6 RD**	**0829159**	10
	orange	**UCT-TM 6 OG**	**0829160**	10
	yellow	**UCT-TM 6 YE**	**0828737**	10
	violet	**UCT-TM 6 VT**	**0829161**	10
	blue	**UCT-TM 6 BU**	**0829162**	10
	green	**UCT-TM 6 GN**	**0829163**	10

Accessories

Magazine, for THERMOMARK CARD ... for accommodating: UCT–TM ..., UCT1–TM ..., UCT5–TM ..., UCT–EM (5X10), UCT-EM (6X10)	**THERMOMARK CARD-UCT-MAG1**	**5146480**	1

UniCard terminal marking for tall marker groove

Markers for terminal block widths up to 16 mm

Technical data

General data		
Can be marked using		THERMOMARK CARD • BLUEMARK CLED • BLUEMARK LED • TOPMARK LASER
Material		PC
Inflammability class according to UL 94		V0
Temperature range	[°C]	-40 ... 120
Wipe resistance		DIN EN 61010-1 (VDE 0411-1)
Components		Free from silicone and halogen

Ordering data

Description	Color	Type	Order No.	Pcs. / Pkt.
UniCard, for marking terminal blocks with a marker groove, 48-section, 8 individual labels per strip, for a terminal block width of 7.62 mm				
	white	**UCT-TM 7,62**	**0828738**	10
	red	**UCT-TM 7,62 RD**	**0829510**	10
	orange	**UCT-TM 7,62 OG**	**0829511**	10
	yellow	**UCT-TM 7,62 YE**	**0828739**	10
	violet	**UCT-TM 7,62 VT**	**0829512**	10
	blue	**UCT-TM 7,62 BU**	**0829513**	10
	green	**UCT-TM 7,62 GN**	**0829514**	10
UniCard, for marking terminal blocks with a marker groove, 42-section, 7 individual labels per strip, for a terminal block width of 8.2 mm				
	white	**UCT-TM 8**	**0828740**	10
	red	**UCT-TM 8 RD**	**0829164**	10
	orange	**UCT-TM 8 OG**	**0829165**	10
	yellow	**UCT-TM 8 YE**	**0828741**	10
	violet	**UCT-TM 8 VT**	**0829166**	10
	blue	**UCT-TM 8 BU**	**0829167**	10
	green	**UCT-TM 8 GN**	**0829168**	10
UniCard, for marking terminal blocks with a marker groove, 36-section, 6 individual labels per strip, for a terminal block width of 10.2 mm				
	white	**UCT-TM 10**	**0829142**	10
	red	**UCT-TM 10 RD**	**0829169**	10
	orange	**UCT-TM 10 OG**	**0829170**	10
	yellow	**UCT-TM 10 YE**	**0829143**	10
	violet	**UCT-TM 10 VT**	**0829171**	10
	blue	**UCT-TM 10 BU**	**0829172**	10
	green	**UCT-TM 10 GN**	**0829173**	10
UniCard, for marking terminal blocks with a marker groove, 30-section, 5 individual labels per strip, for a terminal block width of 12 mm				
	white	**UCT-TM 12**	**0829144**	10
	red	**UCT-TM 12 RD**	**0829174**	10
	orange	**UCT-TM 12 OG**	**0829175**	10
	yellow	**UCT-TM 12 YE**	**0829145**	10
	violet	**UCT-TM 12 VT**	**0829176**	10
	blue	**UCT-TM 12 BU**	**0829177**	10
	green	**UCT-TM 12 GN**	**0829178**	10
UniCard, for marking terminal blocks with a marker groove, 18-section, 3 individual labels per strip, for a terminal block width of 16 mm				
	white	**UCT-TM 16**	**0829146**	10
	red	**UCT-TM 16 RD**	**0829179**	10
	orange	**UCT-TM 16 OG**	**0829180**	10
	yellow	**UCT-TM 16 YE**	**0829147**	10
	violet	**UCT-TM 16 VT**	**0829181**	10
	blue	**UCT-TM 16 BU**	**0829182**	10
	green	**UCT-TM 16 GN**	**0829183**	10

UniCard terminal marking for flat marker groove



- The UCT-TMF ... UniCard marking range includes markers for products with tall and flat marker grooves
- The markers, which are supplied in uniform sheets, can be marked quickly, easily, and precisely using the TOPMARK LASER, BLUEMARK..., and the THERMOMARK CARD
- The multi-section marking strips are easy to fit and can be easily separated if required
- The sheets provide space to include function texts
- Marking service: Phoenix Contact can custom-mark all UniCard markers in accordance with your requirements

Notes:

An overview of the terminal blocks that can be marked that are available from Phoenix Contact can be found starting on page 100



Can be marked using:

Thermal transfer for sheets and cards

UV LED technology

Direct laser marking

Markers for a terminal block width of up to 6.2 mm

Technical data

General data		
Can be marked using		THERMOMARK CARD • BLUEMARK CLED • BLUEMARK LED • TOPMARK LASER
Material		PC
Inflammability class according to UL 94		V0
Temperature range	[°C]	-40 ... 120
Wipe resistance		DIN EN 61010-1 (VDE 0411-1)
Components		Free from silicone and halogen

Ordering data

Description	Color	Type	Order No.	Pcs. / Pkt.
UniCard, for marking terminal blocks with a flat marker groove, 108-section, 18 individual labels per strip, for a terminal block width of 3.5 mm				
	white	**UCT-TMF 3,5**	**0829486**	10
	red	**UCT-TMF 3,5 RD**	**0829515**	10
	orange	**UCT-TMF 3,5 OG**	**0829516**	10
	yellow	**UCT-TMF 3,5 YE**	**0829487**	10
	violet	**UCT-TMF 3,5 VT**	**0829517**	10
	blue	**UCT-TMF 3,5 BU**	**0829518**	10
	green	**UCT-TMF 3,5 GN**	**0829519**	10
UniCard, for marking terminal blocks with a flat marker groove, 90-section, 15 individual labels per strip, for a terminal block width of 4.2 mm				
	white	**UCT-TMF 4**	**0828742**	10
	red	**UCT-TMF 4 RD**	**0829184**	10
	orange	**UCT-TMF 4 OG**	**0829185**	10
	yellow	**UCT-TMF 4 YE**	**0828743**	10
	violet	**UCT-TMF 4 VT**	**0829186**	10
	blue	**UCT-TMF 4 BU**	**0829187**	10
	green	**UCT-TMF 4 GN**	**0829188**	10
UniCard, for marking terminal blocks with a flat marker groove, 72-section, 12 individual labels per strip, for a terminal block width of 5.2 mm				
	white	**UCT-TMF 5**	**0828744**	10
	red	**UCT-TMF 5 RD**	**0829189**	10
	orange	**UCT-TMF 5 OG**	**0829190**	10
	yellow	**UCT-TMF 5 YE**	**0828745**	10
	violet	**UCT-TMF 5 VT**	**0829191**	10
	blue	**UCT-TMF 5 BU**	**0829192**	10
	green	**UCT-TMF 5 GN**	**0829193**	10
UniCard, for marking terminal blocks with a flat marker groove, 60-section, 10 individual labels per strip, for a terminal block width of 6.2 mm				
	white	**UCT-TMF 6**	**0828746**	10
	red	**UCT-TMF 6 RD**	**0829194**	10
	orange	**UCT-TMF 6 OG**	**0829195**	10
	yellow	**UCT-TMF 6 YE**	**0828747**	10
	violet	**UCT-TMF 6 VT**	**0829196**	10
	blue	**UCT-TMF 6 BU**	**0829197**	10
	green	**UCT-TMF 6 GN**	**0829198**	10

Accessories

Magazine, for THERMOMARK CARD ..., for accommodating: UCT–TMF ...		**THERMOMARK CARD-UCT-MAG2**	**5146563**	1

UniCard terminal marking for flat marker groove

Markers for terminal block widths up to 16 mm

Technical data

General data		
Can be marked using		THERMOMARK CARD • BLUEMARK CLED • BLUEMARK LED • TOPMARK LASER
Material		PC
Inflammability class according to UL 94		V0
Temperature range	[°C]	-40 ... 120
Wipe resistance		DIN EN 61010-1 (VDE 0411-1)
Components		Free from silicone and halogen

Ordering data

Description	Color	Type	Order No.	Pcs. / Pkt.
UniCard, for marking terminal blocks with a flat marker groove, 42-section, 7 individual labels per strip, for a terminal block width of 8.2 mm				
	white	**UCT-TMF 8**	**0828748**	10
	red	**UCT-TMF 8 RD**	**0829199**	10
	orange	**UCT-TMF 8 OG**	**0829200**	10
	yellow	**UCT-TMF 8 YE**	**0828749**	10
	violet	**UCT-TMF 8 VT**	**0829201**	10
	blue	**UCT-TMF 8 BU**	**0829202**	10
	green	**UCT-TMF 8 GN**	**0829203**	10
UniCard, for marking terminal blocks with a flat marker groove, 36-section, 6 individual labels per strip, for a terminal block width of 10.2 mm				
	white	**UCT-TMF 10**	**0829204**	10
	red	**UCT-TMF 10 RD**	**0829205**	10
	orange	**UCT-TMF 10 OG**	**0829206**	10
	yellow	**UCT-TMF 10 YE**	**0829207**	10
	violet	**UCT-TMF 10 VT**	**0829208**	10
	blue	**UCT-TMF 10 BU**	**0829209**	10
	green	**UCT-TMF 10 GN**	**0829210**	10
UniCard, for marking terminal blocks with a flat marker groove, 30-section, 5 individual labels per strip, for a terminal block width of 12 mm				
	white	**UCT-TMF 12**	**0829214**	10
	red	**UCT-TMF 12 RD**	**0829212**	10
	orange	**UCT-TMF 12 OG**	**0829213**	10
	yellow	**UCT-TMF 12 YE**	**0829211**	10
	violet	**UCT-TMF 12 VT**	**0829215**	10
	blue	**UCT-TMF 12 BU**	**0829216**	10
	green	**UCT-TMF 12 GN**	**0829217**	10
UniCard, for marking terminal blocks with a flat marker groove, 24-section, 4 individual labels per strip, for a terminal block width of 16 mm				
	white	**UCT-TMF 16**	**0829218**	10
	red	**UCT-TMF 16 RD**	**0829219**	10
	orange	**UCT-TMF 16 OG**	**0829220**	10
	yellow	**UCT-TMF 16 YE**	**0829221**	10
	violet	**UCT-TMF 16 VT**	**0829222**	10
	blue	**UCT-TMF 16 BU**	**0829223**	10
	green	**UCT-TMF 16 GN**	**0829224**	10

Accessories

Magazine, for THERMOMARK CARD ..., for accommodating: UCT–TMF ...	**THERMOMARK CARD-UCT-MAG2**	**5146563**	1

UniSheet terminal marking for a universal marker groove



- The US-TM 100 UniSheet markers are suitable for products with universal marker grooves
- The markers, which are supplied as uniform cards, can be printed onto quickly, easily, and precisely using the THERMOMARK CARD
- The perforated marking strips are easy to separate and can be easily fitted
- The cards provide space for including function texts
- Marking service: Phoenix Contact can custom-mark all UniSheet markers in accordance with your requirements

Notes:

An overview of the terminal blocks that can be marked that are available from Phoenix Contact can be found starting on page 100.

Can be marked using:

Thermal transfer for sheets and cards

13 strips with a strip width of 104 mm

Technical data

General data		
Can be marked using		THERMOMARK CARD
Material		PVC
Inflammability class according to UL 94		V0
Temperature range	[°C]	-30 ... 80
Wipe resistance		DIN EN 61010-1 (VDE 0411-1)
Components		Silicone-free

Ordering data

Description	Color	Type	Order No.	Pcs. / Pkt.
UniSheet, for marking push-in terminal blocks with a special center groove	white	**US-TM 100**	**0829255**	10

Accessories

Magazine, for THERMOMARK CARD..., for accommodating all US–materials		**THERMOMARK CARD-US-MAG1**	**5146451**	1



UniSheet terminal marking for a flat marker groove



Can be marked using:

Thermal transfer for sheets and cards

20 strips with a strip width of 104 mm

- The US-TMF 100 UniSheet markers are suitable for products with a flat marker groove
- The markers, which are supplied as uniform cards, can be printed onto quickly, easily, and precisely using the THERMOMARK CARD
- The perforated marking strips are easy to separate and can be easily fitted
- The cards provide space for including function texts
- Marking service: Phoenix Contact can custom-mark all UniSheet markers in accordance with your requirements

Notes:

An overview of the terminal blocks that can be marked that are available from Phoenix Contact can be found starting on page 100

Technical data

General data		
Can be marked using		THERMOMARK CARD
Material		PVC
Inflammability class according to UL 94		V0
Temperature range	[°C]	-30 ... 80
Wipe resistance		DIN EN 61010-1 (VDE 0411-1)
Components		Silicone-free

Ordering data

Description	Color	Type	Order No.	Pcs. / Pkt.
UniSheet, for marking terminal blocks with a tall, flat or universal marker groove	white	**US-TMF 100**	**0829260**	10

Accessories

Magazine, for THERMOMARK CARD..., for accommodating all US–materials		**THERMOMARK CARD-US-MAG1**	**5146451**	1



UniSheet marker strips, self-adhesive, for terminal blocks without marker groove



- The US-TML marking range includes self-adhesive marker strips for products without a marker groove
- The markers, which are supplied as uniform cards, can be printed onto quickly, easily, and precisely using the THERMOMARK CARD
- The perforated marking strips are easy to separate and can be easily fitted
- The cards provide space for including function texts

Can be marked using:

Thermal transfer for sheets and cards

26 strips, 104 mm wide, 2.8 mm high

Technical data

General data		
Can be marked using		THERMOMARK CARD
Number of individual labels		26
Number of individual labels per strip		1
Material		Polyester
Temperature range	[°C]	-40 ... 150
Wipe resistance		DIN EN 61010-1 (VDE 0411-1)
Components		Free from silicone and halogen

Ordering data

Description	Color	Type	Order No.	Pcs. / Pkt.
UniSheet,unprinted, for marking terminal blocks without marker groove Lettering field size: 104 x 2.8 mm	white	**US-TML (104X2,8)**	**0830767**	10
UniSheet,unprinted, for marking terminal blocks without marker groove Lettering field size: 104 x 3.8 mm	white			
Lettering field size: 104 x 5 mm	white			
Lettering field size: 104 x 10 mm	white			

Accessories

Magazine, for THERMOMARK CARD..., for accommodating all US–materials		**THERMOMARK CARD-US-MAG1**	**5146451**	1

22 strips, 104 mm wide, 3.8 mm high

19 strips, 104 mm wide, 5 mm high

11 strips, 104 mm wide, 10 mm high

Technical data

THERMOMARK CARD
22
1
Polyester
-40 ... 150
DIN EN 61010-1 (VDE 0411-1)
Free from silicone and halogen

Ordering data

Type	Order No.	Pcs. / Pkt.
US-TML (104X3,8)	**0830768**	10

Accessories

THERMOMARK CARD-US-MAG1	**5146451**	1

Technical data

THERMOMARK CARD
19
1
Polyester
-40 ... 150
DIN EN 61010-1 (VDE 0411-1)
Free from silicone and halogen

Ordering data

Type	Order No.	Pcs. / Pkt.
US-TML (104X5)	**0830769**	10

Accessories

THERMOMARK CARD-US-MAG1	**5146451**	1

Technical data

THERMOMARK CARD
11
1
Polyester
-40 ... 150
DIN EN 61010-1 (VDE 0411-1)
Free from silicone and halogen

Ordering data

Type	Order No.	Pcs. / Pkt.
US-TML (104X10)	**0830770**	10

Accessories

THERMOMARK CARD-US-MAG1	**5146451**	1

Marker strips for terminal marking, for tall and flat marker grooves

- The TMT marking range includes markers for all products with tall and flat marker grooves
- The markers that are supplied on rolls can be quickly and cost-effectively marked using THERMOMARK printers
- The perforated marking strips are easy to separate and can be easily fitted using the tool supplied
- Marking service: Phoenix Contact can custom-mark all TMT markers in accordance with your requirements

Notes:

An overview of the terminal blocks that can be marked that are available from Phoenix Contact can be found starting on page 100.

[1]) The TMT TOOL snap-in tool can only be used for terminal blocks from Phoenix Contact.

Can be marked using:

Thermal transfer for rolls

Markers for terminal block widths up to 8.2 mm

Technical data

General data		
Can be marked using		THERMOMARK ROLL • THERMOMARK ROLL X1 • THERMOMARK X1.1 • THERMOMARK X1.2 • THERMOMARK S1.1
Material		Polyester
Temperature range	[°C]	-40 ... 120
Wipe resistance		DIN EN 61010-1 (VDE 0411-1)
Components		Free from silicone and halogen

Ordering data

Description	Color	Type	Order No.	Pcs. / Pkt.
Markers, **perforated, unprinted,** for a terminal block width of 4.2 mm, for all terminal blocks with a tall, flat or universal marker groove, 1 roll = 1000 strips, 24,000 individual labels, 24 individual labels per strip, strip height: 6.4 mm, incl. TMT TOOL	white	**TMT 4 R**	**0816375**	1
Markers, as above, for a terminal block width of 5.2 mm, 1 roll = 1000 strips, 19,000 individual labels, 19 individual labels per strip, incl. TMT TOOL	white	**TMT 5 R**	**0816430**	1
Markers, as above, for a terminal block width of 6.2 mm, 1 roll = 1000 strips, 16,000 individual labels, 16 individual labels per strip, incl. TMT TOOL	white	**TMT 6 R**	**0816498**	1
Markers, as above, for a terminal block width of 8.2 mm, 1 roll = 1000 strips, 12,000 individual labels, 12 individual labels per strip, incl. TMT TOOL	white	**TMT 8 R**	**0816553**	1

Accessories

Locking tool to snap into the TMT... materials[1])	orange	**TMT TOOL**	**0816650**	1



Marker strips for terminal marking, for tall and flat marker grooves

Notes:

[1]) The TMT TOOL snap-in tool can only be used for terminal blocks from Phoenix Contact.

Markers for a terminal block width of 10.2 mm

Technical data

General data		
Can be marked using		THERMOMARK ROLL • THERMOMARK ROLL X1 • THERMOMARK X1.1 • THERMOMARK X1.2 • THERMOMARK S1.1
Material		Polyester
Temperature range	[°C]	-40 ... 120
Wipe resistance		DIN EN 61010-1 (VDE 0411-1)
Components		Free from silicone and halogen

Ordering data

Description	Color	Type	Order No.	Pcs. / Pkt.
Markers, **perforated, unprinted,** for all terminal blocks with a tall, flat or universal marker groove, 1 roll = 1000 strips, 10,000 individual labels, 10 individual labels per strip, strip height: 6.4 mm, incl. TMT TOOL	white	**TMT 10 R**	**0816210**	1
Markers, for terminal blocks, **unperforated, unprinted,** strip width: 101.5 mm, 1 roll = 1000 strips, 1000 individual labels, 1 individual label per strip, incl. TMT TOOL	white	**TMT 100 R**	**0816605**	1

Accessories

Locking tool to snap into the TMT... materials[1])	orange	**TMT TOOL**	**0816650**	1

Terminal marking, marker strips for tall and flat marker grooves

– The TMT marking range includes markers for all products with tall and flat marker grooves
– Marking service: Phoenix Contact can custom-mark all TMT markers in accordance with your requirements

Notes:

[1]) The TMT TOOL snap-in tool can only be used for terminal blocks from Phoenix Contact.

Can be marked using:

Thermal transfer for rolls

Unmarked or marked according to customer specifications

Technical data

General data		
Can be marked using		THERMOMARK ROLL • THERMOMARK ROLL X1 • THERMOMARK X1.1 • THERMOMARK X1.2 • THERMOMARK S1.1
Material		PVC
Material strength		0.50 mm -
Inflammability class according to UL 94		V0
Temperature range	[°C]	-30 ... 80
Wipe resistance		DIN EN 61010-1 (VDE 0411-1)
Components		Free from silicone and cadmium

Ordering data

Description	Color	Type	Order No.	Pcs. / Pkt.
Insert strips, unprinted, 1 roll = 50 m, continuous				
Strip height: 5.5 mm	white	**TMT (EX5,5)R**	**0803062**	1
Strip height: 6.2 mm	white	**TMT (EX6,2)R**	**0803063**	1
Strip height: 6.5 mm	white	**TMT (EX6,5)R**	**0803064**	1
Strip height: 7.5 mm	white	**TMT (EX7,5)R**	**0803065**	1
Strip height: 8 mm	white	**TMT (EX8)R**	**0803066**	1
Strip height: 8.5 mm	white	**TMT (EX8,5)R**	**0803067**	1
Strip height: 9.5 mm	white	**TMT (EX9,5)R**	**0828295**	1
Strip height: 10 mm	white	**TMT (EX10)R**	**0803068**	1
Strip height: 10.5 mm	white	**TMT (EX10,5)R**	**0803070**	1
Strip height: 10.8 mm	white	**TMT2 (EX11)R**	**0802683**	1
Strip height: 12 mm	white	**TMT (EX12)R**	**0803071**	1

Accessories

Locking tool to snap into the TMT... materials[1])	orange	**TMT TOOL**	**0816650**	1
External media hub, for roll diameters of 150 mm to 400 mm		**THERMOMARK ROLL-ERH**	**5146448**	1

TMT ... terminal marking for terminal blocks from Phoenix Contact and other manufacturers

	TMT (EX5,5)R	TMT (EX6,2)R	TMT (EX6,5)R	TMT (EX7,5)R	TMT (EX8)R	TMT (EX8,5)R	TMT (EX9,5)R	TMT (EX10)R	TMT (EX10,5)R	TMT2 (EX11)R	TMT (EX12)R
TMT- markers, roll	0803062	0803063	0803064	0803065	0803066	0803067	0828295	0803068	0803070	0802683	0803071
Strip height	5.5	6.2	6.5	7.5	8	8.5	9.5	10	10.5	10.8	12
Terminal manufacturer											
Phoenix Contact		■					■				
Fuji Electronics Industry					■			■			
IDEC	■			■			■	■			
KASUGA	■		■				■				
TOGI						■		■			■
WAGO (2001 ... - 2016 ...)										■	
Yoshida Electronics	■		■	■		■		■	■		■

Self-adhesive marker strips



- The products in the TML marking range allow subsequent marking of zack marker strip materials and flat zack marker strip materials using a marking foil
- The markers that are supplied on rolls can be quickly and cost-effectively marked using THERMOMARK printers
- Marking service: Phoenix Contact can custom-mark all TML markers in accordance with your requirements

Notes:

An overview of the terminal blocks that can be marked that are available from Phoenix Contact can be found starting on page 100

Can be marked using:

Thermal transfer for rolls

Marker with strip width of 101.5 mm

Technical data

General data		
Can be marked using		THERMOMARK ROLL • THERMOMARK X1.1 • THERMOMARK X1.2 • THERMOMARK S1.1 • THERMOMARK ROLL X1
Number of individual labels per strip		1
Material		Polyester
Temperature range	[°C]	-40 ... 150
Wipe resistance		DIN EN 61010-1 (VDE 0411-1)
Components		Silicone-free

Ordering data

Description	Color	Type	Order No.	Pcs. / Pkt.
Marking foil for zack marker strip, unprinted, perforated, 1 roll = 1000 strips, strip length: 101 mm, strip height: 9.5 mm	transparent	**TML (101X9,5)R TR**	**0816647**	1
Marking foil for zack marker strip, flat, unprinted, perforated, 1 roll = 1000 strips, strip length: 101 mm, strip height: 4.2 mm	transparent	**TML (101X4,2)R TR**	**0816621**	1



Self-adhesive marker strips

Marker with strip height of 9.5 mm and 4.2 mm, continuous

Technical data

General data		
Can be marked using		THERMOMARK ROLL • THERMOMARK X1.1 • THERMOMARK X1.2 • THERMOMARK S1.1 • THERMOMARK ROLL X1
Number of individual labels per strip		10
Material		Polyester
Temperature range	[°C]	-40 ... 150
Wipe resistance		DIN EN 61010-1 (VDE 0411-1)
Components		Silicone-free

Ordering data

Description	Color	Type	Order No.	Pcs. / Pkt.
Marking foil for zack marker strip, unprinted, 1 roll = 40 m continuous, strip height: 9.5 mm	transparent	**TML (EX9,5)R TR**	**0816634**	1
Marking foil for zack marker strip, flat, unprinted, 1 roll = 40 m continuous, strip height: 4.2 mm	transparent	**TML (EX4,2)R TR**	**0816715**	1
Marking foil for zack marker strip, unprinted, 1 roll = 30 m continuous, strip height: 7 mm	white	**TML (EX7)R**	**0830837**	1
Marking foil for zack marker strip, unprinted, 1 roll = 30 m continuous, strip height: 7 mm	silver	**TML (EX7)R SR**	**0830838**	1

Self-adhesive marker strips for terminal blocks without a marker groove

– The TML marking range provides self-adhesive marker strips for marking products that do not have a marker groove

Thermal transfer for rolls

Unmarked

Technical data

General data		
Can be marked using		THERMOMARK ROLL • THERMOMARK X1.1 • THERMOMARK X1.2 • THERMOMARK S1.1 • THERMOMARK ROLL X1
Number of individual labels per strip		1
Material		Polyester
Temperature range	[°C]	-40 ... 150
Wipe resistance		DIN EN 61010-1 (VDE 0411-1)
Components		Free from silicone and halogen

Ordering data

Description	Color	Type	Order No.	Pcs. / Pkt.
Self-adhesive marker strips, unprinted				
1 roll = 2500 strips, lettering field size: 104 x 2.8 mm	white	**TML (104X2,8)R**	**0801832**	1
1 roll = 2500 strips, lettering field size: 104 x 3.8 mm	white	**TML (104X3,8)R**	**0801833**	1
1 roll = 2500 strips, lettering field size: 104 x 5 mm	white	**TML (104X5)R**	**0801834**	1
1 roll = 1500 strips, lettering field size: 104 x 10 mm	white	**TML (104X10)R**	**0801835**	1



Self-adhesive marker strips for terminal blocks without marker groove, continuous



Thermal transfer for rolls

Unmarked

- The TML marking range provides self-adhesive marker strips for marking products that do not have a marker groove
- The marker strips are automatically perforated or cut to the required length during the printing process

Technical data

General data		
Can be marked using		THERMOMARK ROLL • THERMOMARK X1.1 • THERMOMARK X1.2 • THERMOMARK S1.1 • THERMOMARK ROLL X1
Number of individual labels per strip		14
Material		Polyester
Temperature range	[°C]	-40 ... 150
Wipe resistance		DIN EN 61010-1 (VDE 0411-1)
Components		Free from silicone and halogen

Ordering data

Description	Color	Type	Order No.	Pcs. / Pkt.
Self-adhesive marker strips, unprinted, continuous				
1 roll = 30 m continuous, strip height: 2.8 mm	white	**TML (EX2,8)R**	**0801836**	1
1 roll = 30 m continuous, strip height: 3.8 mm	white	**TML (EX3,8)R**	**0801837**	1
1 roll = 30 m continuous, strip height: 5 mm	white	**TML (EX5)R**	**0801838**	1
	white	**TML (EX7)R**	**0830837**	1
1 roll = 30 m continuous, strip height: 10 mm	white	**TML (EX10)R**	**0801839**	1

Self-adhesive marker strips for terminal blocks without a marker groove





Markers marked up to 5.08 mm pitch

- The SK range of self-adhesive labels can be used to label products that do not feature a marker groove
- The markers that are supplied on rolls can be quickly and cost-effectively marked using THERMOMARK printers
- The markers that are supplied as cards can be easily marked using standard laser printers
- Ideal for marking COMBICON connectors
- Marking service: Phoenix Contact can custom-mark SK markers in accordance with your requirements

Technical data

General data		
Material		Polyester
Temperature range	[°C]	-40 ... 150
Wipe resistance		DIN EN 61010-1 (VDE 0411-1)
Components		Free from silicone and halogen

Ordering data

Description	Color	Type	Order No.	Pcs. / Pkt.
Marker card, printed horizontally, self-adhesive, 10-section marker strips, 14 identical sets of ten marked, e.g., 1 - 10, 11 - 20, and so on up to 91 - 99, enough to label 140 terminal blocks	white	**SK 2,54/2,8:FORTL.ZAHLEN**	**0804853**	10
Marker card, printed horizontally, self-adhesive, 10-section marker strips, 14 identical sets of ten marked, e.g., 1 - 10, 11 - 20, and so on up to 91 - 99, enough to label 140 terminal blocks	white	**SK 3,5/2,8:FORTL.ZAHLEN**	**0804073**	10
Marker card, printed horizontally, self-adhesive, 10-section marker strips, 14 identical sets of ten marked, e.g., 1 - 10, 11 - 20, and so on up to 91 - 99, enough to label 140 terminal blocks	white	**SK 3,81/2,8:FORTL.ZAHLEN**	**0804109**	10
Marker card, printed horizontally, self-adhesive, 10-section marker strips, 14 identical sets of ten marked, e.g., 1 - 10, 11 - 20, and so on up to 91 - 100, enough to label 140 terminal blocks	white	**SK 5,08/2,8:FORTL.ZAHLEN**	**0804280**	10
Marker card, unprinted, DIN A4 format, pitch as desired, self-adhesive, with 50 perforated marker strips, strip length of 185 mm	white	**SK U/2,8 WH:UNBEDRUCKT**	**0803883**	10
Self-adhesive marker strips, unprinted, continuous, material off the roll, for marking with thermal transfer printer, can be separated using cutter, pitch as desired, strip length of up to 1000 mm, 14 strips, strip height of 2.8 mm, 1 roll = 90 m	white	**SK 2,8 WH:REEL**	**0805205**	1



Self-adhesive marker strips for terminal blocks without a marker groove



Markers marked up to 7.62 mm pitch

Technical data

General data		
Material		Polyester
Temperature range	[°C]	-40 ... 150
Wipe resistance		DIN EN 61010-1 (VDE 0411-1)
Components		Free from silicone and halogen

Ordering data

Description	Color	Type	Order No.	Pcs. / Pkt.
Marker card, printed horizontally, self-adhesive, 10-section marker strip, 12 identical sets of ten marked, for example, with 1-10, 11-20 etc. up to 91-100, sufficient for 120 terminal blocks	white	**SK 5/3,8:FORTL.ZAHLEN**	**0804183**	10
Marker card, printed horizontally, self-adhesive, 10-section marker strip, 12 identical sets of ten marked, for example, with 1-10, 11-20 etc. up to 91-100, sufficient for 120 terminal blocks	white	**SK 5,08/3,8:FORTL.ZAHLEN**	**0804293**	10
Marker card, printed horizontally, self-adhesive, 10-section marker strip, 12 identical sets of ten marked, for example, with 1-10, 11-20 etc. up to 91-100, sufficient for 120 terminal blocks	white	**SK 6,2/3,8:FORTL.ZAHLEN**	**0804374**	10
Marker card, printed horizontally, self-adhesive, 10-section marker strip, 12 identical sets of ten marked, for example, with 1-10, 11-20 etc. up to 91-100, sufficient for 120 terminal blocks	white	**SK 7,5/3,8:FORTL.ZAHLEN**	**0804455**	10
Marker card, printed horizontally, self-adhesive, 10-section marker strip, 12 identical sets of ten marked, for example, with 1-10, 11-20 etc. up to 91-100, sufficient for 120 terminal blocks	white	**SK 7,62/3,8:FORTL.ZAHLEN**	**0804549**	10
Marker card, unprinted, DIN A4 format, pitch as desired, self-adhesive, with 40 perforated marker strips, strip length of 185 mm	white	**SK U/3,8 WH:UNBEDRUCKT**	**0803906**	10
Self-adhesive marker strips, unprinted, continuous, material off the roll, for marking with thermal transfer printer, can be separated using cutter, pitch as desired, strip length of up to 1000 mm, 12 strips, strip height of 3.8 mm, 1 roll = 90 m	white	**SK 3,8 WH:REEL**	**0805218**	1

Self-adhesive marker strips for terminal blocks without a marker groove

- The SK range of self-adhesive labels can be used to label products that do not feature a marker groove
- Marking service: Phoenix Contact can custom-mark all SK markers according to your requirements

Markers marked with 7.5 mm pitch

Markers marked with 7.62 mm pitch

		Technical data	Technical data
General data			
Material		Polyester	Polyester
Temperature range	[°C]	-40 ... 150	-40 ... 150
Wipe resistance		DIN EN 61010-1 (VDE 0411-1)	DIN EN 61010-1 (VDE 0411-1)
Components		Free from silicone and halogen	Free from silicone and halogen

		Ordering data			Ordering data		
Description	Color	Type	Order No.	Pcs. / Pkt.	Type	Order No.	Pcs. / Pkt.
Marker card, printed horizontally, self-adhesive, 10-section marker strip, 10 identical sets of ten marked 1-10, 11-20 etc. up to 91-100, for example, sufficient for 100 terminal blocks	white	**SK 7,5/5:FORTL.ZAHLEN**	**0804468**	10	**SK 7,62/5:FORTL.ZAHLEN**	**0804552**	10
Marker card, unprinted, DIN A4 format, pitch as desired, self-adhesive, with 35 perforated marker strips, strip length of 185 mm	white	**SK U/5,0 WH:UNBEDRUCKT**	**0803922**	10	**SK U/5,0 WH:UNBEDRUCKT**	**0803922**	10
Self-adhesive marker strips, unprinted, continuous, material off the roll, for marking with thermal transfer printer, can be separated using cutter, pitch as desired, strip length of up to 1000 mm, 10 strips, strip height of 5.0 mm, 1 roll = 90 m	white	**SK 5,0 WH:REEL**	**0805221**	1	**SK 5,0 WH:REEL**	**0805221**	1

Self-adhesive marker strips for terminal blocks without a marker groove

Markers with a strip length of up to 1000 mm

Markers with a strip length of up to 185 mm

		Technical data	Technical data
General data			
Can be marked using		THERMOMARK ROLL • THERMOMARK X1.1 • THERMOMARK X1.2 • THERMOMARK S1.1 • THERMOMARK ROLL X1	CMS-P1-PLOTTER • Office printing systems
Material		Polyester	Polyester
Temperature range	[°C]	-40 ... 150	-40 ... 150
Wipe resistance		DIN EN 61010-1 (VDE 0411-1)	DIN EN 61010-1 (VDE 0411-1)
Components		Free from silicone and halogen	Free from silicone and halogen

		Ordering data			Ordering data		
Description	Color	Type	Order No.	Pcs. / Pkt.	Type	Order No.	Pcs. / Pkt.
Self-adhesive marker strips, unprinted, continuous, material off the roll, for marking with thermal transfer printer, can be separated using cutter, pitch as desired, strip length of up to 1000 mm, 14 strips, strip height of 2.8 mm, 1 roll = 90 m	white	**SK 2,8 WH:REEL**	**0805205**	1			
Self-adhesive marker strips, unprinted, continuous, material off the roll, for marking with thermal transfer printer, can be separated using cutter, pitch as desired, strip length of up to 1000 mm, 12 strips, strip height of 3.8 mm, 1 roll = 90 m	white	**SK 3,8 WH:REEL**	**0805218**	1			
Self-adhesive marker strips, unprinted, continuous, material off the roll, for marking with thermal transfer printer, can be separated using cutter, pitch as desired, strip length of up to 1000 mm, 10 strips, strip height of 5.0 mm, 1 roll = 90 m	white	**SK 5,0 WH:REEL**	**0805221**	1			
Self-adhesive marker strips, unprinted, continuous, material off the roll, for marking with thermal transfer printer, can be separated using cutter, pitch as desired, strip length of up to 1000 mm, 7 strips, strip height of 10 mm, 1 roll = 90 m	white	**SK 10,0 WH:REEL**	**0812188**	1			
Marker card, unprinted, DIN A4 format, pitch as desired, self-adhesive, with 50 perforated marker strips, strip length of 185 mm	white				**SK U/2,8 WH:UNBEDRUCKT**	**0803883**	10
Marker card, unprinted, DIN A4 format, pitch as desired, self-adhesive, with 40 perforated marker strips, strip length of 185 mm	white				**SK U/3,8 WH:UNBEDRUCKT**	**0803906**	10
Marker card, unprinted, DIN A4 format, pitch as desired, self-adhesive, with 35 perforated marker strips, strip length of 185 mm	white				**SK U/5,0 WH:UNBEDRUCKT**	**0803922**	10

UniCard group marking for snapping into CLIPFIX 35-5 end bracket

- Group marking which saves space
- Large marking option
- The markers, which are supplied in uniform sheets, can be marked quickly and easily using the TOPMARK LASER, BLUEMARK..., and THERMOMARK CARD
- The format automatically ensures printing with a high level of positional accuracy
- The markers support multiline marking
- The sheets provide space to include function texts
- Marking service: Phoenix Contact can custom-mark all UniCard markers in accordance with your requirements

Can be marked using:

Thermal transfer for sheets and cards

UV LED technology

Direct laser marking

Unmarked or marked according to customer specifications

Technical data

General data		
Can be marked using		THERMOMARK CARD • BLUEMARK CLED • BLUEMARK LED • TOPMARK LASER
Material		PC
Inflammability class according to UL 94		V0
Temperature range	[°C]	-40 ... 120
Wipe resistance		DIN EN 61010-1 (VDE 0411-1)
Components		Free from silicone and halogen

Ordering data

Description	Color	Type	Order No.	Pcs. / Pkt.
UniCard, can be marked with THERMOMARK CARD and BLUEMARK, 24-section, 8 individual labels per strip, lettering field size: 30 x 5 mm	white	**UCT-EM (30X5)**	**0801505**	10
	yellow	**UCT-EM (30X5) YE**	**0830340**	10

Accessories

End bracket, for snapping onto NS 35, 5.15 mm wide, can be marked with ZB 5 and UCT-EM (30X5), parking option for bridges and test plugs		**CLIPFIX 35-5**	**3022276**	50
Magazine, for THERMOMARK CARD ..., for accommodating: UCT–EM (30X5)		**THERMOMARK CARD-UCT-MAG10**	**0801737**	1

Marking of terminal block groups for snapping into tall marker grooves

- Space-saving group marking directly on the terminal block
- Fits all terminal blocks with design width of 3.5 mm and a tall center marker groove
- Large-surface marking with labels or manually using B–STIFT or X–PEN

3.5 mm and 5.2 mm pitch

29 mm pitch

		Technical data	Technical data
General data			
Material		PA	PA / PC
Inflammability class according to UL 94		V2	V2
Temperature range	[°C]	-40 ... 120	-40 ... 100
Components		Free from silicone and halogen	Free from silicone and halogen

		Ordering data			Ordering data		
Description	Color	Type	Order No.	Pcs. / Pkt.	Type	Order No.	Pcs. / Pkt.
Group marking label, can be snapped into terminal center, can be marked with an EML (24X3)R or EML (25,4X12,7)R... label or manually with B–STIFT or X–PEN, in the foot part with ZB 3,5							
	gray	**GBS 3,5-25X3,5**	**0830290**	100			
	gray	**GBS 3,5-25X12**	**0830292**	100			
Group marking label, can be snapped into terminal center, can be marked with an EML (24X4)R or EML (25,4X12,7)R label or manually with B–STIFT or X–PEN, in the foot part with ZB 5, UC–TM 5							
	gray	**GBS 5-25X5**	**0829126**	100			
	gray	**GBS 5-25X12**	**0810588**	100			
Group marking label, can be snapped into terminal center, can be marked with ESL 26 x 6 or EMT (25 x 6) R insert strips, in foot part with zack marker strip ZB, length: 29 mm							
	gray				**GBS-ZB/26X6**	**0809298**	50
		Accessories			**Accessories**		
Labels for thermal transfer printer							
2500 labels per roll	white	**EML (24X3)R**	**0830291**	1			
2500 labels per roll	white	**EML (25,4X12,7)R**	**0816825**	1			
1000 labels per roll	white	**EML (24X4)R**	**0800061**	1			
Insert strip for laser printer, perforated, for terminal strip marker KLM, marking field: 26 x 6 mm							
Lettering field size: 26 x 6 mm	white				**ESL 26X6**	**0808105**	10
Insert labels for thermal transfer printer, halogen-free							
Lettering field size: 25 x 6 mm, 5000 labels per roll	white				**EMT (25X6)R**	**0817264**	1

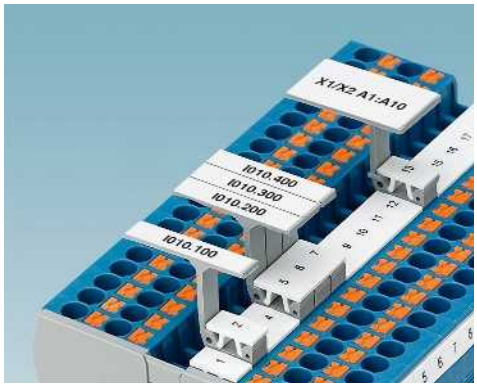

Marker carrier for STP ... multi-level terminal blocks

STP ...

– The marking areas of wired multiple-level terminal blocks are increased in size using the marker carriers
– Depending on version, the marker carriers are placed in the receivers on the upper terminal block level

STP ...-ZB

– The marker carriers can for example snap into the center marking groove of ST... spring-cage terminal blocks and double the marking area; see figure below

CARRIER-TM 300

– Can be snapped into all terminal blocks in the CLIPLINE complete system that have a lateral flat marker groove
– For accommodating ZB ..., UC-TM ... or UCT-TM ... terminal markers which increases the marking area

CARRIER-TMD 300

– Double-row snap-in marker adapter for accommodating two ZB ... or UC–TM ... and UCT-TM ... terminal markers which doubles the marking area

Technical data

General data		
Material		PA
Inflammability class according to UL 94		V2
Temperature range	[°C]	-40 ... 100
Components		Free from silicone and halogen

Ordering data

Description	Color	Type	Order No.	Pcs. / Pkt.
Double marker carrier, can be snapped into push-in double-level terminal blocks PTTB 1,5/S, can be marked with ZB 3,5 or ZBF 3,5	gray	**STP 3,5-2**	**0830131**	100
Triple marker carrier, can be snapped into the push-in three-level terminal block PT 1,5/S-3..., can be marked with ZB 3,5 or ZBF 3,5	gray	**STP 3,5-3**	**0830132**	100
Double marker carrier, can be snapped into the double-level terminal blocks STTB 1,5, PTTB 1,5, can be marked with UC-TM 4, ZB 4 or UC-TMF 4, ZBF 4	gray	**STP 4-2**	**0810575**	100
Double marker carrier, can be snapped into STTB 2.5, STTB 4, PTTB 2.5, PTTB 4 double-level terminal blocks, can be marked with UC-TM 5, ZB 5 or UC-TMF 5, ZBF 5	gray	**STP 5-2**	**0800967**	100
Three-compartment marker carrier, can be snapped into ST 2,5–3... and PT 2,5–3... three-level terminal blocks, can be marked with UC–TMF 5 and ZBF 5 or ...TM 5 and ZB 5	gray	**STP 5-3**	**0810562**	100
Double marker carrier, snaps into double-level fast connection terminal blocks, QTTCB ... and QTTCBS, can be marked with ZB 5 and ZBF 5	gray	**STP 5-2/S**	**0800970**	100
Double marker carrier, snaps into all terminal blocks with a width of 4.2 mm and a zack marker strip center groove, can be marked with ZB 4 or ZBF 4	gray	**STP 4-2-ZB**	**3038613**	100
Double marker carrier, can be snapped into all terminal blocks with a width of 5.2 mm or above and a zack marker strip center groove, can be marked with ZB 5 or ZBF 5	gray	**STP 5-2-ZB**	**3037643**	100
Marker adapter, 300 mm long, can be snapped into the lateral groove on modular terminal blocks, designed to accommodate ZB ... or UC–TM ...	gray	**CARRIER-TM 300**	**0828282**	25
Marker adapter, double row, 300 mm long, can be snapped into the center groove on modular terminal blocks, designed to accommodate two ZB ... or UC–TM ...	gray	**CARRIER-TMD 300**	**0828693**	25
Marker adapters, such as the CARRIER-TM 300; marking area at an angle to the top of the terminal block	gray	**CARRIER-TMH 300**	**0830670**	25

WS... warning labels

Warning labels for terminals from the UT ... and ST ... series

- Warning labels and warning covers serve to cover and identify mains terminal blocks
- This prevents accidental actuation of the terminal points
- The warning labels snap into the screw shafts of the relevant terminal
- Can be isolated lengthwise and crosswise

Technical data

General data	
Material	PA
Wipe resistance	DIN EN 61010-1 (VDE 0411-1)

Ordering data

Description	Color	Type	Order No.	Pcs. / Pkt.
Warning label, for UT... series				
5.2 mm wide	yellow	**WS UT 2,5**	**3047923**	10
6.2 mm wide	yellow	**WS UT 4**	**3047332**	10
8.2 mm wide	yellow	**WS UT 6**	**3047345**	10
10.2 mm wide	yellow	**WS UT 10**	**3047361**	10
12 mm wide	yellow	**WS UT 16**	**3047374**	10
16 mm wide	yellow	**WS UT 35**	**3047387**	10
Warning cover, for ST... series				
4.2 mm wide	yellow	**WST 1,5**	**3030958**	50
5.2 mm wide	yellow	**WST 2,5**	**3030941**	50
6.2 mm wide	yellow	**WST 4**	**3030954**	50
8.2 mm wide	yellow	**WST 6**	**3030967**	10
10.2 mm wide	yellow	**WST 10/35**	**3030006**	25

Terminal marking for Phoenix Contact

Large terminal block markers for central and side marking

		UC-TM 4	UC-TM 5	UC-TM 6	UC-TM 8	UC-TM 10	UC-TM 12	UC-TM 16
		see page 56 onwards						
		ZB 4	ZB 5	ZB 6	ZB 8	ZB 10	ZB 12	ZB 16
		see page 62 onwards						
		UCT-TM 4	UCT-TM 5	UCT-TM 6	UCT-TM 8	UCT-TM 10	UCT-TM 12	UCT-TM 16
		see page 76 onwards						
		TMT 4 R	TMT 5 R	TMT 6 R	TMT 8 R	TMT 10 R	TMT 100 R	TMT 100 R
		see page 84 onwards						
	Pitch	4	5	6	8	10	12	16
Screw terminal blocks								
UT 2,5..., UTTB 2,5..., UTN 2,5..., MUT 2,5...	5							
UT 4..., UTTB 4..., UTME(D) 4..., UTN 4..., USST 4...	6							
UT 6..., UTME(D) 6..., UTN 6..., USST 6...	8							
UT 10..., UTN 10..., USST 10...	10							
UT 16..., UTI 16...	12							
UT 35	16							
UK 1,5 N..., USLKG 1,5 N	4							
UK 2,5 N..., USLKG 2,5 N, UK 3 N..., USLKG 3, UKK(B) 3..., UDK 3..., MTK(D)...	5							
UK 5 N..., USLKG 5 N, UDK 4..., UKK(B) 5, UDMTK(B) 5..., UKN 2,5..., UKN 5..., PIK 4..., SSK 0525...	6							
UK 6 N..., USLKG 6 N, UKN 6..., PIK 6..., URTK..., UGSK..., URDK..., UK 6-T..., SSK 110	8							
UK 10 N..., USLKG 10 N, UKKB 10..., UKN 10..., SK 116...	10							
U(I)K 16..., U(I)SLKG 16, UIKN 16...	12							
U(I)K 35..., U(I)SLKG 35, UIKN 35..., SSK 135...	15							
UKH..., USLKG 50/95, USLKG 50/70/95	> 16							
DIK(D) 1,5..., DOK(D) 1,5..., VIOK 1,5..., DLK(B) 2,5..., SLKK 5...	6							
UVKB 4..., UHK 4..., USK 4..., UK 4..., UKK 4..., VBST 4...	6							
UK 5-HESI..., UKK 5-HESI..., UK-SI..., UK 6-FSI..., UK 10-DREHSI...	8							
UK 6,3-HESI..., USIG...	10							
MT 1,5..., MTTB 1,5...	4							
MBK 6..., MSLKG 6	8							
DFK 4...	6							
DFK 5...	9.5							
UW(V) 4...	8							
UW(V) 10.../16.../25...	≥ 10							
HDFK(V) 50..., HDFK(V) 95...,	> 18							

The pitch of the terminal block corresponds to the width of the label

The pitch of the terminal block is greater than the width of the label

Small terminal block markers for central and side marking

	Pitch	UC-TMF 4	UC-TMF 5	UC-TMF 6	UC-TMF 8	UC-TMF 10	UC-TMF 12	UC-TMF 16	US-TMF 100
		see page 58 onwards							81
		ZBF 4	ZBF 5	ZBF 6	ZBF 8	ZBF 10	ZBF 12	ZBF 16	
		see page 70 onwards							
		UCT-TMF 4	UCT-TMF 5	UCT-TMF 6	UCT-TMF 8	UCT-TMF 10	UCT-TMF 12	UCT-TMF 16	
		see page 78 onwards							
		TMT 4 R	TMT 5 R	TMT 6 R	TMT 8 R	TMT 10 R	TMT 100 R	TMT 100 R	
		see page 84 onwards							
		4	5	6	8	10	12	16	
Screw terminal blocks									
UT 2,5..., UTTB 2,5..., UTN 2,5..., MUT 2,5..., UTI 2,5...	5								
UT 4..., UTTB 4..., UTME(D) 4..., UTN 4..., USST 4...	6								
UT 6..., UTME(D) 6..., UTN 6..., USST 6...	8								
UT 10..., UTN 10..., USST 10...	10								
UT 16..., UTI 16...	12								
UT 35	16								
UK 1,5 N..., USLKG 1,5 N	4								
UK 2,5 N..., USLKG 2,5 N, UK 3 N..., USLKG 3, UKK(B) 3..., UDK 3..., MTK(D)...	5								
UK 5 N..., USLKG 5 N, UDK 4..., UKK(B) 5, UD-MTK(B) 5..., UKN 2,5..., UKN 5..., PIK 4..., SSK 0525	6								
UK 6 N..., USLKG 6 N, UKN 6..., PIK 6...,URTK..., UGSK..., URDK..., UK 6-T, SSK 110	8								
UK 10 N..., USLKG 10 N, UKKB 10..., UKN 10..., SSK 116	10								
U(I)K 16..., U(I)SLKG 16, UIKN 16...	12								
U(I)K 35..., U(I)SLKG 35, UIKN 35..., SSK 135	15								
UKH..., USLKG 50/95, USLKG 50/70/95	> 16								
DIK(D) 1,5..., DOK(D) 1,5..., VIOK 1,5..., DLK(B) 2,5..., SLKK 5...	6								
UVKB 4..., UHK 4..., USK 4..., UK 4..., UKK 4..., VBST 4...	6								
UK 5-HESI..., UKK 5-HESI..., UK-SI..., UK 6-FSI..., UK 10-DREHSI...	8								
UK 6,3-HESI..., UK 10,3 HESI..., USIG...	10								
MT 1,5..., MTTB 1,5...	4								
MBK 6..., MSLKG 6	8								
DFK 4...	6								
DFK 5...	9.5								
UW(V) 4...	8								
UW(V) 10.../16.../25...	≥ 10								
HDFK(V) 50..., HDFK(V) 95...	> 18								

Terminal marking for Phoenix Contact

Large terminal block markers for central marking

			UC-TM 4	UC-TM 5	UC-TM 6		UC-TM 8	UC-TM 10	UC-TM 12	UC-TM 16
						see page 56 onwards				
		ZB 3,5	ZB 4	ZB 5	ZB 6	ZB 7,62	ZB 8	ZB 10	ZB 12	ZB 16
						see page 62 onwards				
		UCT-TM 3,5	UCT-TM 4	UCT-TM 5	UCT-TM 6	UCT-TM 7,62	UCT-TM 8	UCT-TM 10	UCT-TM 12	UCT-TM 16
						see page 76 onwards				
			TMT 4 R	TMT 5 R	TMT 6 R		TMT 8 R	TMT 10 R	TMT 100 R	TMT 100 R
						see page 84 onwards				
	Pitch	3.5	4	5	6	7.62	8	10	12	16
Spring-cage terminal blocks										
ST 1,5/S-QUATTRO	3.5									
ST 1,5...	4									
ST 2,5... (except ST 2,5-3L)	5									
ST 4..., STTB 4...	6									
ST 6..., STME(D) 6...	8									
ST 10...	10									
ST 16...	12									
ST 35...	16									
ST 4-HESI (6,3 x 32), ST 4-FSI...	8									
STU 2,5...	5									
STU 4..., STTBU 4...	6									
STU 10...	10									
STU 35...	16									
STS 2,5..., STTBS 2,5...	5									
STS 4..., STTBS 4...	6									
STS 6...	8									
STI 2,5..., STN 2,5...	5									
STI 4..., STN 4...	6									
STI 10..., STN 10...	10									
STI 16..., STN 16...	12									
STN 35...	16									
SRTK 6..., SGSK 6..., SRDK 6...	8									
ZRV...	7.62									
ZRTK..., ZGSK..., ZRDK...	8									

The pitch of the terminal block corresponds to the width of the label

The pitch of the terminal block is greater than the width of the label

Small terminal block markers for central and side marking

			UC-TMF 4	UC-TMF 5	UC-TMF 6	UC-TMF 8	UC-TMF 10	UC-TMF 12	UC-TMF 16	US-TMF 100
						see page 58 onwards				81
		ZBF 3,5	ZBF 4	ZBF 5	ZBF 6	ZBF 8	ZBF 10	ZBF 12	ZBF 16	
						see page 70 onwards				
		UCT-TMF 3,5	UCT-TMF 4	UCT-TMF 5	UCT-TMF 6	UCT-TMF 8	UCT-TMF 10	UCT-TMF 12	UCT-TMF 16	
						see page 78 onwards				
			TMT 4 R	TMT 5 R	TMT 6 R	TMT 8 R	TMT 10 R	TMT 100 R	TMT 100 R	
						see page 84 onwards				
	Pitch	3.5	4	5	6	8	10	12	16	
Spring-cage terminal blocks										
ST 1,5/S-QUATTRO	3.5									
ST 1,5..., STTB 1,5...	4									
ST 2,5..., STTB 2,5..., ST 2,5-3..., STIO...	5									
ST 4..., STTB 4...	6									
ST 6..., STME(D) 6...	8									
ST 10...	10									
ST 16...	12									
ST 35...	16									
ST 4-HESI (6,3 x 32), ST 4-FSI...	8									
STU 2,5...	5									
STU 4..., STTBU 4...	6									
STU 10...	10									
STU 35...	16									
STS 2,5..., STTBS 2,5...	5									
STS 4..., STTBS 4...	6									
STS 6...	8									
STI 2,5..., STN 2,5...	5									
STI 4..., STN 4...	6									
STI 10..., STN 10...	10									
STI 16..., STN 16...	12									
STN 35...	16									
SRTK 6..., SGSK 6..., SRDK 6...	8									
ZRV...	7.62									
ZRTK..., ZGSK..., ZRDK...	8									
ZFK 6-DREHSI...	12									
ZFKK 2,5...	5									
ZDMTK 2,5...	6									
ZPV...	5									
MZFKK 1,5...	5									
MSB(V) 2,5.../ MSDB(V) 2,5...	5/10									

Terminal marking for Phoenix Contact

Large terminal block markers for central marking

			UC-TM 4	UC-TM 5	UC-TM 6	UC-TM 8	UC-TM 10	UC-TM 12	UC-TM 16	US-TM 100
					see page 56 onwards					81
		ZB 3,5	ZB 4	ZB 5	ZB 6	ZB 8	ZB 10	ZB 12	ZB 16	
					see page 62 onwards					
		UCT-TM 3,5	UCT-TM 4	UCT-TM 5	UCT-TM 6	UCT-TM 8	UCT-TM 10	UCT-TM 12	UCT-TM 16	
					see page 76 onwards					
			TMT 4 R	TMT 5 R	TMT 6 R	TMT 8 R	TMT 10 R	TMT 100 R	TMT 100 R	
					see page 84 onwards					
	Pitch	3.5	4	5	6	8	10	12	16	
Push-in connection terminal blocks										
PT 1,5/S..., PTTB 1,5/S..., PTS 1,5/S..., PTTBS 1,5/S...	3.5									
PT 2,5..., PTTB 2,5..., PTTBS 2,5..., PTI 2,5..., PTN 2,5..., PTS 2,5..., PTU 2,5...	5									
PT 4..., PTME(D) 4..., PTTB 4..., PTI 4..., PTN 4..., PTU 4...	6									
PT 6..., PTME 6..., PTI 6..., PTN 6...	8									
PT 10...	10									
PT 16...	12									
PTPOWER...	25									
Fast connection terminal blocks										
QTC(U)(S) 1,5...,	5									
QTC(U)(S) 2,5...,	6									
Bolt connection terminal blocks										
OTTA 2,5...	9									
OTTA 6....	11									
OTTA 25...	18									
RT(O) 3..., RBO...	12									
RT(O) 5...	16									
RT(O) 8...	20									
HV M.../1, HV M.../2	> 13									
UHV 25- UHV 240	> 26									

The pitch of the terminal block corresponds to the width of the label

The pitch of the terminal block is greater than the width of the label

Small terminal block markers for central and side marking

			UC-TMF 4	UC-TMF 5	UC-TMF 6	UC-TMF 8	UC-TMF 10	UC-TMF 12	UC-TMF 16	US-TMF 100
					see page 58 onwards					81
		ZBF 3,5	ZBF 4	ZBF 5	ZBF 6	ZBF 8	ZBF 10	ZBF 12	ZBF 16	
					see page 70 onwards					
		UCT-TMF 3,5	UCT-TMF 4	UCT-TMF 5	UCT-TMF 6	UCT-TMF 8	UCT-TMF 10	UCT-TMF 12	UCT-TMF 16	
					see page 78 onwards					
			TMT 4 R	TMT 5 R	TMT 6 R	TMT 8 R	TMT 10 R	TMT 100 R	TMT 100 R	
					see page 84 onwards					
	Pitch	3.5	4	5	6	8	10	12	16	
Push-in connection terminal blocks										
PT 1,5/S..., PTTB 1,5/S..., PTIO..., PTS 1,5/S..., PTTBS 1,5/S, MPT 1,5/S...	3.5	■								■
PT 2,5..., PTTB 2,5..., PTTBS 2,5..., PTI 2,5..., PTN 2,5..., PTS 2,5..., PTU 2,5..., MPT 2,5...	5	■	■	■						■
PT 4..., PTME(D) 4..., PTTB 4..., PTI 4..., PTN 4..., PTU 4	6	■	■	■	■					■
PT 6..., PTME 6..., PTI 6..., PTN 6...	8	■	■	■	■	■				■
PT 10...	10	■	■	■	■	■	■			■
PT 16...	12	■	■	■	■	■	■	■		■
PTPOWER...	25	■	■	■	■	■	■	■	■	■
Fast connection terminal blocks										
QTC(U)(S) 1,5..., QTTCB(U (S) 1,5...	5	■	■	■						■
QTC(U)(S) 2,5...,	6	■	■	■	■					■
Bolt connection terminal blocks										
OTTA 2,5...	9	■	■	■	■	■				■
OTTA 6....	11	■	■	■	■	■				■
OTTA 25...	18	■	■	■	■	■	■			■
RT(O) 3...	12	■	■	■	■	■	■	■		■
RT(O) 5...	16	■	■	■	■	■	■	■	■	■
RT(O) 8...	20	■	■	■	■	■	■	■	■	■
HV M.../1, HV M.../2	> 13	■	■	■	■	■	■	■		■
UHV 25- UHV 240	> 26	■	■	■	■	■	■			■
COMBI plugs and couplings										
UPBV 2,5..., SP(V) 2,5..., SP-H 2,5 ..., SP(D)B 2,5..., SC 2,5...	5	■	■	■						■
UP 4..., UPBV 4...	5	■	■	■	■					■
SP 4..., SC 4...	6	■	■	■	■					■
PP-H 1,5/S..., PPC 1,5/S...	3.5	■								■
PP-H 2,5..., QP 1,5...	5	■	■	■						■
UP 6...	8	■	■	■	■	■				■
PP-H 4...	6	■	■	■	■					■
PP-H 6..., PPC 6...	8	■	■	■	■	■				■

UniCard marking for terminal blocks from other manufacturers with tall marker groove

- The UC1-TM ... UniCard marking range includes markers for Weidmüller, Conta-Clip, and Klemsan terminal blocks
- The markers, which are supplied in uniform sheets, can be marked quickly and easily using the BLUEMARK
- The multi-section marking strips are easy to fit and can be easily separated if required
- The markers support multiline marking
- The sheets provide space to include function texts
- Marking service: Phoenix Contact can custom-mark all UniCard markers in accordance with your requirements

Notes:

An overview of terminal blocks that can be marked can be found on page 126 onwards.

Can be marked using:

UV LED technology

Plotter



Markers for terminal block widths up to 8 mm

Technical data

General data		
Can be marked using		BLUEMARK CLED • BLUEMARK LED • CMS-P1-PLOTTER
Material		PA
Inflammability class according to UL 94		V2
Temperature range	[°C]	-40 ... 120
Wipe resistance		DIN EN 61010-1 (VDE 0411-1)
Components		Free from silicone and halogen

Ordering data

Description	Color	Type	Order No.	Pcs. / Pkt.
UniCard, for marking terminal blocks from other manufacturers, 96-section, 12 individual labels per strip, for a terminal block width of 5 mm				
	white	**UC1-TM 5**	**0821784**	10
	red	**UC1-TM 5 RD**	**0828185**	10
	orange	**UC1-TM 5 OG**	**0828186**	10
	yellow	**UC1-TM 5 YE**	**0828187**	10
	blue	**UC1-TM 5 BU**	**0828188**	10
	green	**UC1-TM 5 GN**	**0828189**	10
UniCard, for marking terminal blocks from other manufacturers, offset foot, 96-section, 12 individual labels per strip, for a terminal block width of 5 mm				
	white	**UC1U-TM 5**	**0821302**	10
UniCard, for marking terminal blocks from other manufacturers, 80-section, 10 individual labels per strip, for a terminal block width of 6 mm				
	white	**UC1-TM 6**	**0821247**	10
	red	**UC1-TM 6 RD**	**0828190**	10
	orange	**UC1-TM 6 OG**	**0828191**	10
	yellow	**UC1-TM 6 YE**	**0828192**	10
	blue	**UC1-TM 6 BU**	**0828193**	10
	green	**UC1-TM 6 GN**	**0828194**	10
UniCard, for marking terminal blocks from other manufacturers, 64-section, 8 individual labels per strip, for a terminal block width of 8 mm				
	white	**UC1-TM 8**	**0821739**	10
	red	**UC1-TM 8 RD**	**0828195**	10
	orange	**UC1-TM 8 OG**	**0828196**	10
	yellow	**UC1-TM 8 YE**	**0828197**	10
	blue	**UC1-TM 8 BU**	**0828198**	10
	green	**UC1-TM 8 GN**	**0828199**	10

Accessories

Magazine, for CMS-P1-PLOTTER		
P1 UC-MAG 5	**5146118**	1

UniCard marking for terminal blocks from other manufacturers with a flat marker groove

- The UC1-TMF ... UniCard marking range includes markers for Weidmüller, Wago, ABB (entrelec), Conta-Clip, and Klemsan terminal blocks
- The markers, which are supplied in uniform sheets, can be marked quickly and easily using the BLUEMARK
- The multi-section marking strips are easy to fit and can be easily separated if required
- The markers support multiline marking
- The sheets provide space to include function texts
- Marking service: Phoenix Contact can custom-mark all UniCard markers in accordance with your requirements

Notes:

An overview of terminal blocks that can be marked can be found on page 126 onwards.

Can be marked using:

UV LED technology

Plotter

Markers for terminal block widths up to 8 mm

Technical data

General data	
Can be marked using	BLUEMARK CLED • BLUEMARK LED • CMS-P1-PLOTTER
Material	PA
Inflammability class according to UL 94	V2
Temperature range [°C]	-40 ... 120
Wipe resistance	DIN EN 61010-1 (VDE 0411-1)
Components	Free from silicone and halogen

Ordering data

Description	Color	Type	Order No.	Pcs. / Pkt.
UniCard, for marking terminal blocks from other manufacturers, 120-section, 15 individual labels per strip, for a terminal block width of 4 mm				
	white	**UC1-TMF 4**	**0821360**	10
	red	**UC1-TMF 4 RD**	**0828200**	10
	orange	**UC1-TMF 4 OG**	**0828201**	10
	yellow	**UC1-TMF 4 YE**	**0828202**	10
	blue	**UC1-TMF 4 BU**	**0828203**	10
	green	**UC1-TMF 4 GN**	**0828204**	10
UniCard, for marking terminal blocks from other manufacturers, 96-section, 12 individual labels per strip, for a terminal block width of 5 mm				
	white	**UC1-TMF 5**	**0821425**	10
	red	**UC1-TMF 5 RD**	**0828205**	10
	orange	**UC1-TMF 5 OG**	**0828206**	10
	yellow	**UC1-TMF 5 YE**	**0828127**	10
	blue	**UC1-TMF 5 BU**	**0828207**	10
	green	**UC1-TMF 5 GN**	**0828208**	10
UniCard, for marking terminal blocks from other manufacturers, 80-section, 10 individual labels per strip, for a terminal block width of 6 mm				
	white	**UC1-TMF 6**	**0821483**	10
	red	**UC1-TMF 6 RD**	**0828209**	10
	orange	**UC1-TMF 6 OG**	**0828210**	10
	yellow	**UC1-TMF 6 YE**	**0828211**	10
	blue	**UC1-TMF 6 BU**	**0828212**	10
	green	**UC1-TMF 6 GN**	**0828213**	10
UniCard, for marking terminal blocks from other manufacturers, 64-section, 8 individual labels per strip, for a terminal block width of 8 mm				
	white	**UC1-TMF 8**	**0821548**	10
	red	**UC1-TMF 8 RD**	**0828214**	10
	orange	**UC1-TMF 8 OG**	**0828215**	10
	yellow	**UC1-TMF 8 YE**	**0828216**	10
	blue	**UC1-TMF 8 BU**	**0828217**	10
	green	**UC1-TMF 8 GN**	**0828218**	10

Accessories

Magazine, for CMS-P1-PLOTTER	**P1 UC-MAG 4**	**5146105**	1

UniCard marking for terminal blocks from other manufacturers with tall marker groove

- The UC2-TM ... UniCard marking range includes markers for Wago terminal blocks
- The markers, which are supplied in uniform sheets, can be marked quickly and easily using the BLUEMARK
- The multi-section marking strips are easy to fit and can be easily separated if required
- The markers support multiline marking
- The sheets provide space to include function texts
- Marking service: Phoenix Contact can custom-mark all UniCard markers in accordance with your requirements

Notes:

An overview of terminal blocks that can be marked can be found on page 126 onwards.

Can be marked using:

UV LED technology

Plotter



Markers for terminal block widths up to 8 mm

Technical data

General data		
Can be marked using		BLUEMARK CLED • BLUEMARK LED • CMS-P1-PLOTTER
Material		PA
Inflammability class according to UL 94		V2
Temperature range	[°C]	-40 ... 120
Wipe resistance		DIN EN 61010-1 (VDE 0411-1)
Components		Free from silicone and halogen

Ordering data

Description	Color	Type	Order No.	Pcs. / Pkt.
UniCard, for marking terminal blocks from other manufacturers, 120-section, 15 individual labels per strip, for a terminal block width of 4 mm	white	**UC2-TM 4**	**0821713**	10
UniCard, for marking terminal blocks from other manufacturers, 96-section, 12 individual labels per strip, for a terminal block width of 5 mm	white	**UC2-TM 5**	**0821690**	10
UniCard, for marking terminal blocks from other manufacturers, 80-section, 10 individual labels per strip, for a terminal block width of 6 mm	white	**UC2-TM 6**	**0821674**	10
UniCard, for marking terminal blocks from other manufacturers, 64-section, 8 individual labels per strip, for a terminal block width of 8 mm	white	**UC2-TM 8**	**0821755**	10

Accessories

Magazine, for CMS-P1-PLOTTER		**P1 UC-MAG 5**	**5146118**	1

UniCard marking for terminal blocks from other manufacturers with a flat marker groove

- The UC2F-TM ... UniCard marking range includes markers for ABB (entrelec) terminal blocks
- The markers, which are supplied in uniform sheets, can be marked quickly and easily using the BLUEMARK
- The multi-section marking strips are easy to fit and can be easily separated if required
- The markers support multiline marking
- The sheets provide space to include function texts
- Marking service: Phoenix Contact can custom-mark all UniCard markers in accordance with your requirements

Notes:

An overview of terminal blocks that can be marked can be found on page 126 onwards.

Can be marked using:

UV LED technology

Plotter

Markers for terminal block widths up to 8 mm

Technical data

General data		
Can be marked using		BLUEMARK CLED • BLUEMARK LED • CMS-P1-PLOTTER
Material		PA
Inflammability class according to UL 94		V2
Temperature range	[°C]	-40 ... 120
Wipe resistance		DIN EN 61010-1 (VDE 0411-1)
Components		Free from silicone and halogen

Ordering data

Description	Color	Type	Order No.	Pcs. / Pkt.
UniCard, for marking terminal blocks from other manufacturers, 120-section, 15 individual labels per strip, for a terminal block width of 4 mm	white	**UC2F-TM 4**	**0822178**	10
UniCard, for marking terminal blocks from other manufacturers, 96-section, 12 individual labels per strip, for a terminal block width of 5 mm	white	**UC2F-TM 5**	**0822181**	10
UniCard, for marking terminal blocks from other manufacturers, 80-section, 10 individual labels per strip, for a terminal block width of 6 mm	white	**UC2F-TM 6**	**0822194**	10
UniCard, for marking terminal blocks from other manufacturers, 64-section, 8 individual labels per strip, for a terminal block width of 8 mm	white	**UC2F-TM 8**	**0822204**	10

Accessories

Magazine, for CMS-P1-PLOTTER		**P1 UC-MAG 4**	**5146105**	1

UniCard marking for terminal blocks from other manufacturers with tall marker groove

- The UC3-TM ... UniCard marking range includes markers for Wieland and Legrand terminal blocks
- The markers, which are supplied in uniform sheets, can be marked quickly and easily using the BLUEMARK
- The multi-section marking strips are easy to fit and can be easily separated if required
- The markers support multiline marking
- The sheets provide space to include function texts
- Marking service: Phoenix Contact can custom-mark all UniCard markers in accordance with your requirements

Notes:

An overview of terminal blocks that can be marked can be found on page 126 onwards.

Can be marked using:

UV LED technology

Plotter

Markers for terminal block widths up to 8 mm

Technical data

General data		
Can be marked using		BLUEMARK CLED • BLUEMARK LED • CMS-P1-PLOTTER
Material		PA
Inflammability class according to UL 94		V2
Temperature range	[°C]	-40 ... 120
Wipe resistance		DIN EN 61010-1 (VDE 0411-1)
Components		Free from silicone and halogen

Ordering data

Description	Color	Type	Order No.	Pcs. / Pkt.
UniCard, for marking terminal blocks from other manufacturers, 96-section, 12 individual labels per strip, for a terminal block width of 5 mm	white	**UC3-TM 5**	**0822369**	10
UniCard, for marking terminal blocks from other manufacturers, 80-section, 10 individual labels per strip, for a terminal block width of 6 mm	white	**UC3-TM 6**	**0822385**	10
UniCard, for marking terminal blocks from other manufacturers, 64-section, 8 individual labels per strip, for a terminal block width of 8 mm	white	**UC3-TM 8**	**0822408**	10

Accessories

Magazine, for CMS-P1-PLOTTER		**P1 UC-MAG 1**	**5146079**	1

UniCard marking for terminal blocks from other manufacturers with tall marker groove

- The UCT1-TM ... UniCard marking range includes markers for Weidmüller, Conta-Clip, and Klemsan terminal blocks
- The UCT1-TMF ... UniCard marking range includes markers for Weidmüller, Wago, ABB (entrelec), Contaclip, and Klemsan terminal blocks
- Marking service: Phoenix Contact can custom-mark all UniCard markers in accordance with your requirements

Notes:

An overview of terminal blocks that can be marked can be found on page 126 onwards.



Markers for a terminal block width of 5/6 mm

Flat marker for a terminal block width of 5/6 mm

Technical data

General data			
Can be marked using		THERMOMARK CARD • BLUEMARK CLED • BLUEMARK LED	THERMOMARK CARD • BLUEMARK CLED • BLUEMARK LED
Material		PC	PC
Inflammability class according to UL 94		V0	V0
Temperature range	[°C]	-40 ... 120	-40 ... 120
Wipe resistance		DIN EN 61010-1 (VDE 0411-1)	DIN EN 61010-1 (VDE 0411-1)
Components		Free from silicone and halogen	Free from silicone and halogen

Ordering data

Description	Color	Type	Order No.	Pcs. / Pkt.	Type	Order No.	Pcs. / Pkt.
UniCard, for marking terminal blocks from other manufacturers, 72-section, 12 individual labels per strip, for a terminal block width of 5 mm							
	white	**UCT1-TM 5**	**0829482**	10			
	red	**UCT1-TM 5 RD**	**0829226**	10			
	orange	**UCT1-TM 5 OG**	**0829227**	10			
	yellow	**UCT1-TM 5 YE**	**0829228**	10			
	blue	**UCT1-TM 5 BU**	**0829229**	10			
	green	**UCT1-TM 5 GN**	**0829230**	10			
UniCard, for marking terminal blocks from other manufacturers such as UCT1-TM 5, but with offset foot							
	white	**UCT1U-TM 5**	**0803204**	10			
UniCard, for marking terminal blocks from other manufacturers, 60-section, 10 individual labels per strip, for a terminal block width of 6 mm							
	white	**UCT1-TM 6**	**0829483**	10			
	red	**UCT1-TM 6 RD**	**0829232**	10			
	orange	**UCT1-TM 6 OG**	**0829233**	10			
	yellow	**UCT1-TM 6 YE**	**0829234**	10			
	blue	**UCT1-TM 6 BU**	**0829235**	10			
	green	**UCT1-TM 6 GN**	**0829236**	10			
UniCard, for marking terminal blocks from other manufacturers, 72-section, 12 individual labels per strip, for a terminal block width of 5 mm							
	white				**UCT1-TMF 5**	**0829237**	10
	red				**UCT1-TMF 5 RD**	**0829238**	10
	orange				**UCT1-TMF 5 OG**	**0829239**	10
	yellow				**UCT1-TMF 5 YE**	**0829240**	10
	blue				**UCT1-TMF 5 BU**	**0829241**	10
	green				**UCT1-TMF 5 GN**	**0829242**	10
UniCard, for marking terminal blocks from other manufacturers, 60-section, 10 individual labels per strip, for a terminal block width of 6 mm							
	white				**UCT1-TMF 6**	**0829243**	10
	red				**UCT1-TMF 6 RD**	**0829244**	10
	orange				**UCT1-TMF 6 OG**	**0829245**	10
	yellow				**UCT1-TMF 6 YE**	**0829246**	10
	blue				**UCT1-TMF 6 BU**	**0829247**	10
	green				**UCT1-TMF 6 GN**	**0829248**	10

Accessories

Magazine, for THERMOMARK CARD ... for accommodating: UCT–TM ..., UCT1–TM ..., UCT5–TM ..., UCT–EM (5X10), UCT-EM (6X10)	**THERMOMARK CARD-UCT-MAG1**	**5146480**	1		
Plastic magazine, for THERMOMARK CARD ..., for accommodating: UCT1–TMF...				**THERMOMARK CARD-UCT-MAG4**	**5146614**	1

UniCard marking for terminal blocks from other manufacturers with tall marker groove

– The UCT2-TM 5/6 UniCard markers are suitable for Wago terminal blocks
– The UCT3-TM ... UniCard marking range includes markers for Wieland and Legrand terminal blocks

Notes:

An overview of terminal blocks that can be marked can be found on page 126 onwards.

Markers for terminal block widths of 5 to 6 mm

Markers for terminal block widths of 5 to 6 mm

Technical data

General data			
Can be marked using		THERMOMARK CARD • BLUEMARK CLED • BLUEMARK LED • TOPMARK LASER	THERMOMARK CARD • BLUEMARK CLED • BLUEMARK LED • TOPMARK LASER
Material		PC	PC
Inflammability class according to UL 94		V0	V0
Temperature range	[°C]	-40 ... 120	-40 ... 120
Wipe resistance		DIN EN 61010-1 (VDE 0411-1)	DIN EN 61010-1 (VDE 0411-1)
Components		Free from silicone and halogen	Free from silicone and halogen

Ordering data

Description	Color	Type	Order No.	Pcs. / Pkt.	Type	Order No.	Pcs. / Pkt.
UniCard, for marking terminal blocks from other manufacturers, 72-section, 12 individual labels per strip, for terminal block widths of 5 and 6 mm	white	**UCT2-TM 5/6**	**0829249**	10			
UniCard, for marking terminal blocks from other manufacturers, 72-section, 12 individual labels per strip, for a terminal block width of 5 mm	white				**UCT3-TM 5**	**0829251**	10
UniCard, for marking terminal blocks from other manufacturers, 60-section, 10 individual labels per strip, for a terminal block width of 6 mm	white				**UCT3-TM 6**	**0829252**	10

Accessories

Plastic magazine, for THERMOMARK CARD ..., for accommodating: UCT2–TM ...		**THERMOMARK CARD-UCT-MAG5**	**5146615**	1			
Magazine, for THERMOMARK CARD ..., for accommodating: UCT3–TM ...					**THERMOMARK CARD-UCT-MAG6**	**5146616**	1

UniCard marking for terminal blocks from other manufacturers with tall marker groove

- The UCT5-TM ... UniCard marking range includes markers for Cabur terminal blocks
- The markers, which are supplied in uniform sheets, can be marked quickly, easily, and precisely using the TOPMARK LASER, BLUEMARK..., and the THERMOMARK CARD
- The multi-section marking strips are easy to fit and can be easily separated if required
- The markers support multiline marking
- The sheets provide space to include function texts
- Marking service: Phoenix Contact can custom-mark all UniCard markers in accordance with your requirements

Notes:

An overview of terminal blocks that can be marked can be found on page 126 onwards.

Can be marked using:

Thermal transfer for sheets and cards

UV LED technology

Direct laser marking

Markers for terminal block widths of 5/6 mm

Technical data

General data		
Can be marked using		THERMOMARK CARD • BLUEMARK CLED • BLUEMARK LED • TOPMARK LASER
Material		PC
Inflammability class according to UL 94		V0
Temperature range	[°C]	-40 ... 120
Wipe resistance		DIN EN 61010-1 (VDE 0411-1)
Components		Free from silicone and halogen

Ordering data

Description	Color	Type	Order No.	Pcs. / Pkt.
UniCard, for marking terminal blocks from other manufacturers, 66-section, 11 individual labels per strip, for a terminal block width of 5 mm	white	**UCT5-TM 5**	**0828750**	10
UniCard, for marking terminal blocks from other manufacturers, 54-section, 9 individual labels per strip, for a terminal block width of 6 mm	white	**UCT5-TM 6**	**0828752**	10

Accessories

Magazine, for THERMOMARK CARD ... for accommodating UCT6M-TM ...		**THERMOMARK CARD-UCT-MAG23**	**0830808**	1

UniCard marking for terminal blocks from other manufacturers with a flat marker groove

- The UniCard UCT6M ... marking range includes markers for ABB terminal blocks
- The markers, which are supplied in uniform sheets, can be marked quickly, precisely, and easily.
- The multi-section marking strips are easy to fit and can be easily separated if required
- Marking service: Phoenix Contact can custom-mark all UniCard markers in accordance with your requirements

Notes:

An overview of terminal blocks that can be marked can be found on page 126 onwards.

Can be marked using:

Thermal transfer for sheets and cards

UV LED technology

Direct laser marking



Markers for terminal block widths up to 8.2 mm

Technical data

General data		
Can be marked using		THERMOMARK CARD • BLUEMARK CLED • BLUEMARK LED • TOPMARK LASER
Material		PC
Inflammability class according to UL 94		V0
Temperature range	[°C]	-40 ... 120
Wipe resistance		DIN EN 61010-1 (VDE 0411-1)
Components		free from silicone, halogen, and cadmium

Ordering data

Description	Color	Type	Order No.	Pcs. / Pkt.
UniCard, for marking terminal blocks from other manufacturers, 72-section, 12 individual labels per strip, for a terminal block width of 5.2 mm	white	**UCT6M-TM 5**	**0830756**	10
UniCard, for marking terminal blocks from other manufacturers, 60-section, 10 individual labels per strip, for a terminal block width of 6.2 mm	white	**UCT6M-TM 6**	**0830757**	10
UniCard, for marking terminal blocks from other manufacturers, 42-section, 7 individual labels per strip, for a terminal block width of 8.2 mm	white	**UCT6M-TM 8**	**0830758**	10

Accessories

Magazine, for THERMOMARK CARD ... for accommodating UCT6M-TM ...		**THERMOMARK CARD-UCT-MAG23**	**0830808**	1

UniCard marking for terminal blocks from other manufacturers with tall marker groove

- The UniCard UCT6R-TM ... marking range includes markers for entrelec terminal blocks
- The markers, which are supplied in uniform sheets, can be marked quickly, precisely, and easily.
- The multi-section marking strips are easy to fit and can be easily separated if required
- Marking service: Phoenix Contact can custom-mark all UniCard markers in accordance with your requirements

Notes:

An overview of terminal blocks that can be marked can be found on page 126 onwards.

Can be marked using:

Thermal transfer for sheets and cards

UV LED technology

Direct laser marking

Markers for terminal block widths up to 8.2 mm

Technical data

General data		
Can be marked using		THERMOMARK CARD • BLUEMARK CLED • BLUEMARK LED • TOPMARK LASER
Material		PC
Inflammability class according to UL 94		V0
Temperature range	[°C]	-40 ... 120
Wipe resistance		DIN EN 61010-1 (VDE 0411-1)
Components		free from silicone, halogen, and cadmium

Ordering data

Description	Color	Type	Order No.	Pcs. / Pkt.
UniCard, for marking terminal blocks from other manufacturers, 72-section, 12 individual labels per strip, for a terminal block width of 5.2 mm	white	**UCT6R-TM 5**	**0830753**	10
UniCard, for marking terminal blocks from other manufacturers, 60-section, 10 individual labels per strip, for a terminal block width of 6.2 mm	white	**UCT6R-TM 6**	**0830754**	10
UniCard, for marking terminal blocks from other manufacturers, 42-section, 7 individual labels per strip, for a terminal block width of 8.2 mm	white	**UCT6R-TM 8**	**0830755**	10

Accessories

Magazine, for THERMOMARK CARD ... for accommodating UCT6R-TM ...		**THERMOMARK CARD-UCT-MAG24**	**0830809**	1

UniSheet marking for terminals from other manufacturers

- The US2-TM 100 UniSheet markers are suitable for Wago terminal blocks
- The markers, which are supplied as uniform cards, can be printed onto quickly, easily, and cost-effectively using the THERMOMARK CARD
- The perforated marking strips are easy to separate and can be easily fitted
- The cards provide space for including function texts
- Marking service: Phoenix Contact can custom-mark all UniSheet markers in accordance with your requirements

Notes:

An overview of terminal blocks that can be marked can be found on page 126 onwards.

Can be marked using:

Thermal transfer for sheets and cards

PRINTED FOR YOU

12 strips with a strip width of 104 mm

Technical data

General data		
Can be marked using		THERMOMARK CARD
Number of individual labels		12
Number of individual labels per strip		1
Material		PVC
Inflammability class according to UL 94		V0
Temperature range	[°C]	-30 ... 80
Wipe resistance		DIN EN 61010-1 (VDE 0411-1)
Components		Silicone-free

Ordering data

Description	Color	Type	Order No.	Pcs. / Pkt.
UniSheet, for marking terminal blocks from other manufacturers with a Wago TopJob S terminal block groove, strip length of 104 mm	white	**US2-TM 100**	**0829268**	10

Accessories

Magazine, for THERMOMARK CARD..., for accommodating all US–materials	**THERMOMARK CARD-US-MAG1**	**5146451**	1

Marker strips, continuous, for terminal blocks from other manufacturers

- The TMT2 . . . markers are suitable for Wago terminal blocks
- The marker strips are automatically perforated and cut to the desired length
- The markers in the form of continuous rolls can be printed quickly, easily, and precisely with the THERMOMARK ROLL... printers

Notes:

An overview of terminal blocks that can be marked can be found on page 126 onwards.

Can be marked using:

Thermal transfer for rolls

Marker with strip height of 10.8 mm, continuous

Technical data

General data		
Can be marked using		THERMOMARK ROLL • THERMOMARK ROLL X1 • THERMOMARK X1.2
Number of individual labels		1
Number of individual labels per strip		1
Material		PVC
Inflammability class according to UL 94		V0
Temperature range	[°C]	-30 ... 80
Wipe resistance		DIN EN 61010-1 (VDE 0411-1)
Components		Free from silicone and cadmium

Ordering data

Description	Color	Type	Order No.	Pcs. / Pkt.
UniSheet, for marking terminal blocks from other manufacturers with a Wago TopJob S terminal block groove, strip height of 10.8 mm, continuous				
Strip height: 10.8 mm	white	**TMT2 (EX11)R**	**0802683**	1

UM marking for terminals from other manufacturers, strips

new

Can be marked using:

Thermal transfer for sheets and cards

UV LED technology

For a tall marker groove with a pitch of 3.5 to 6 mm

- The universal UM1-TM ... material marking range includes markers for Weidmüller, Conta-Clip, and Klemsan
- The markers, which are supplied in double strips, can be quickly and easily marked with BLUEMARK ... and THERMOMARK CARD ...
- The markers support multiline marking
- The marking strips are easy to fit and can be easily separated if required
- The marking strips are snapped into the magazine in a twist-proof manner by means of a coding pin and fed to the output devices
- The format automatically ensures printing with a high level of positional accuracy

Technical data

General data		
Can be marked using		THERMOMARK CARD • BLUEMARK CLED
Material		PC
Inflammability class according to UL 94		V2
Temperature range	[°C]	-40 ... 120
Wipe resistance		DIN EN 61010-1 (VDE 0411-1)
Components		free from silicone, halogen, and cadmium

Ordering data

Description	Color	Type	Order No.	Pcs. / Pkt.
UM1-TM ..., for marking terminal blocks from other manufacturers, Weidmüller, Conta-Clip, Klemsan, unprinted, 34-section, pitch: 3.5 mm, label height: 12 mm				
	white	**UM1-TM (3,5X12)**	**0830925**	10
	red	**UM1-TM (3,5X12) RD**	**0833020**	10
	orange	**UM1-TM (3,5X12) OG**	**0833021**	10
	yellow	**UM1-TM (3,5X12) YE**	**0833022**	10
	blue	**UM1-TM (3,5X12) BU**	**0833023**	10
	green	**UM1-TM (3,5X12) GN**	**0833024**	10
UM1-TM..., for marking terminal blocks from other manufacturers, Weidmüller, Conta-Clip, Klemsan, unprinted, 24-section, pitch: 5 mm, label height: 10 mm				
	white	**UM1-TM (5X10)**	**0830905**	10
	red	**UM1-TM (5X10) RD**	**0833025**	10
	orange	**UM1-TM (5X10) OG**	**0833026**	10
	yellow	**UM1-TM (5X10) YE**	**0833027**	10
	blue	**UM1-TM (5X10) BU**	**0833028**	10
	green	**UM1-TM (5X10) GN**	**0833029**	10
UM1-TM ..., for marking terminal blocks from other manufacturers, Weidmüller, Conta-Clip, Klemsan, unprinted, 24-section, pitch: 5 mm, label height: 12 mm				
	white	**UM1-TM (5X12)**	**0830912**	10
	red	**UM1-TM (5X12) RD**	**0833035**	10
	orange	**UM1-TM (5X12) OG**	**0833036**	10
	yellow	**UM1-TM (5X12) YE**	**0833037**	10
	blue	**UM1-TM (5X12) BU**	**0833038**	10
	green	**UM1-TM (5X12) GN**	**0833039**	10
UM1-TM ..., for marking terminal blocks from other manufacturers, Weidmüller, Conta-Clip, Klemsan, unprinted, 20-section, pitch: 6 mm, label height: 10 mm				
	white	**UM1-TM (6X10)**	**0830903**	10
	red	**UM1-TM (6X10) RD**	**0833040**	10
	orange	**UM1-TM (6X10) OG**	**0833041**	10
	yellow	**UM1-TM (6X10) YE**	**0833042**	10
	blue	**UM1-TM (6X10) BU**	**0833043**	10
	green	**UM1-TM (6X10) GN**	**0833044**	10

Accessories

Magazine, for THERMOMARK CARD ... For accommodating UM1-TM ..., UM5-TM...		**TMP-UM-MAG1**	**0831200**	1
Magazine for the BLUEMARK printer, for accommodating UM materials		**BLUEMARK MAG UM-TM**	**0803335**	1

UM marking for terminals from other manufacturers, strips

new

For a tall marker groove with a pitch of 6 to 12 mm

Technical data

General data		
Can be marked using		THERMOMARK CARD • BLUEMARK CLED
Material		PC
Inflammability class according to UL 94		V2
Temperature range	[°C]	-40 ... 120
Wipe resistance		DIN EN 61010-1 (VDE 0411-1)
Components		free from silicone, halogen, and cadmium

Ordering data

Description	Color	Type	Order No.	Pcs. / Pkt.
UM1-TM ..., for marking terminal blocks from other manufacturers, Weidmüller, Conta-Clip, Klemsan, unprinted, 20-section, pitch: 6 mm, label height: 12 mm				
	white	**UM1-TM (6X12)**	**0830909**	10
	red	**UM1-TM (6X12) RD**	**0833050**	10
	orange	**UM1-TM (6X12) OG**	**0833051**	10
	yellow	**UM1-TM (6X12) YE**	**0833052**	10
	blue	**UM1-TM (6X12) BU**	**0833053**	10
	green	**UM1-TM (6X12) GN**	**0833054**	10
UM1-TM ..., for marking terminal blocks from other manufacturers, Weidmüller, Conta-Clip, Klemsan, unprinted, 14-section, pitch: 8 mm, label height: 10 mm				
	white	**UM1-TM (8X10)**	**0830906**	10
	red	**UM1-TM (8X10) RD**	**0833055**	10
	orange	**UM1-TM (8X10) OG**	**0833056**	10
	yellow	**UM1-TM (8X10) YE**	**0833057**	10
	blue	**UM1-TM (8X10) BU**	**0833058**	10
	green	**UM1-TM (8X10) GN**	**0833059**	10
UM1-TM ..., for marking terminal blocks from other manufacturers, Weidmüller, Conta-Clip, Klemsan, unprinted, 14-section, pitch: 8 mm, label height: 12 mm				
	white	**UM1-TM (8X12)**	**0830920**	10
	red	**UM1-TM (8X12) RD**	**0833060**	10
	orange	**UM1-TM (8X12) OG**	**0833061**	10
	yellow	**UM1-TM (8X12) YE**	**0833062**	10
	blue	**UM1-TM (8X12) BU**	**0833063**	10
	green	**UM1-TM (8X12) GN**	**0833064**	10
UM1-TM ..., for marking terminal blocks from other manufacturers, Weidmüller, Conta-Clip, Klemsan, unprinted, 10-section, pitch: 12 mm, label height: 10 mm				
	white	**UM1-TM (12X10)**	**0830916**	10
	red	**UM1-TM (12X10) RD**	**0833065**	10
	orange	**UM1-TM (12X10) OG**	**0833066**	10
	yellow	**UM1-TM (12X10) YE**	**0833067**	10
	blue	**UM1-TM (12X10) BU**	**0833068**	10
	green	**UM1-TM (12X10) GN**	**0833069**	10

Accessories

Magazine, for THERMOMARK CARD ... For accommodating UM1-TM ..., UM5-TM...	**TMP-UM-MAG1**	**0831200**	1
Magazine for the BLUEMARK printer, for accommodating UM materials	**BLUEMARK MAG UM-TM**	**0803335**	1

UM marking for terminals from other manufacturers, strips

new

Can be marked using:

Thermal transfer for sheets and cards

UV LED technology

For a tall marker groove, with an offset foot, up to a pitch of 6 mm

- The universal UM1-TM ... material marking range includes markers for Weidmüller, Conta-Clip, and Klemsan
- The markers, which are supplied in double strips, can be quickly and easily marked with BLUEMARK ... and THERMOMARK CARD ...
- The markers support multiline marking
- The marking strips are easy to fit and can be easily separated if required
- The marking strips are snapped into the magazine in a twist-proof manner by means of a coding pin and fed to the output devices
- The format automatically ensures printing with a high level of positional accuracy

Technical data

General data		
Can be marked using		THERMOMARK CARD • BLUEMARK CLED
Material		PC
Inflammability class according to UL 94		V2
Temperature range	[°C]	-40 ... 120
Wipe resistance		DIN EN 61010-1 (VDE 0411-1)
Components		free from silicone, halogen, and cadmium

Ordering data

Description	Color	Type	Order No.	Pcs. / Pkt.
UM1U-TM ..., for marking terminal blocks from other manufacturers, Weidmüller, Conta-Clip, Klemsan, with an offset foot, unprinted, 24-section, pitch: 5 mm				
	white	**UM1U-TM (5X10)**	**0830910**	10
	red	**UM1U-TM (5X10) RD**	**0833030**	10
	orange	**UM1U-TM (5X10) OG**	**0833031**	10
	yellow	**UM1U-TM (5X10) YE**	**0833032**	10
	blue	**UM1U-TM (5X10) BU**	**0833033**	10
	green	**UM1U-TM (5X10) GN**	**0833034**	10
UM1U-TM ..., for marking terminal blocks from other manufacturers such as Weidmüller, CONTA-CLIP, Klemsan, with an offset foot, unprinted, 20-section, pitch: 6 mm				
	white	**UM1U-TM (6X10)**	**0830907**	10
	red	**UM1U-TM (6X10) RD**	**0833045**	10
	orange	**UM1U-TM (6X10) OG**	**0833046**	10
	yellow	**UM1U-TM (6X10) YE**	**0833047**	10
	blue	**UM1U-TM (6X10) BU**	**0833048**	10
	green	**UM1U-TM (6X10) GN**	**0833049**	10

Accessories

Magazine for THERMOMARK CARD For accommodating UM1U-TM ...	**TMP-UM-MAG4**	**0831203**	1
Magazine for the BLUEMARK printer, for accommodating UM materials	**BLUEMARK MAG UM-TM**	**0803335**	1

UM marking for terminals from other manufacturers, strips

new

Can be marked using:

Thermal transfer for sheets and cards

UV LED technology

For a flat marker groove up to a pitch of 8 mm

- The universal UM1-TM ... material marking range includes markers for Weidmüller, Conta-Clip, Klemsan, Wago, and ABB (Entrelec) terminal blocks
- The markers, which are supplied in double strips, can be quickly and easily marked with BLUEMARK ... and THERMOMARK CARD ...
- The markers support multiline marking
- The marking strips are easy to fit and can be easily separated if required
- The marking strips are snapped into the magazine in a twist-proof manner by means of a coding pin and fed to the output devices
- The format automatically ensures printing with a high degree of positioning accuracy

Technical data

General data		
Can be marked using		THERMOMARK CARD • BLUEMARK CLED
Material		PC
Inflammability class according to UL 94		V2
Temperature range	[°C]	-40 ... 120
Wipe resistance		DIN EN 61010-1 (VDE 0411-1)
Components		free from silicone, halogen, and cadmium

Ordering data

Description	Color	Type	Order No.	Pcs. / Pkt.
UM1-TMF ..., for marking terminal blocks from other manufacturers, Weidmüller, Conta-Clip, Klemsan, Wago, ABB (Entrelec), unprinted, 34-section, pitch: 3.5 mm				
	white	**UM1-TMF (3,5X5)**	**0830935**	10
	red	**UM1-TMF (3,5X5) RD**	**0833000**	10
	orange	**UM1-TMF (3,5X5) OG**	**0833001**	10
	yellow	**UM1-TMF (3,5X5) YE**	**0833002**	10
	blue	**UM1-TMF (3,5X5) BU**	**0833003**	10
	green	**UM1-TMF (3,5X5) GN**	**0833004**	10
UM1-TMF ..., for marking terminal blocks from other manufacturers, Weidmüller, Conta-Clip, Klemsan, Wago, ABB (Entrelec), unprinted, 24-section, pitch: 5 mm				
	white	**UM1-TMF (5X5)**	**0830902**	10
	red	**UM1-TMF (5X5) RD**	**0833005**	10
	orange	**UM1-TMF (5X5) OG**	**0833006**	10
	yellow	**UM1-TMF (5X5) YE**	**0833007**	10
	blue	**UM1-TMF (5X5) BU**	**0833008**	10
	green	**UM1-TMF (5X5) GN**	**0833009**	10
UM1-TMF ..., for marking terminal blocks from other manufacturers, Weidmüller, Conta-Clip, Klemsan, Wago, ABB (Entrelec), unprinted, 20-section, pitch: 6 mm				
	white	**UM1-TMF (6X5)**	**0830904**	10
	red	**UM1-TMF (6X5) RD**	**0833010**	10
	orange	**UM1-TMF (6X5) OG**	**0833011**	10
	yellow	**UM1-TMF (6X5) YE**	**0833012**	10
	blue	**UM1-TMF (6X5) BU**	**0833013**	10
	green	**UM1-TMF (6X5) GN**	**0833014**	10
UM1-TMF ..., for marking terminal blocks from other manufacturers, Weidmüller, Conta-Clip, Klemsan, Wago, ABB (Entrelec), unprinted, 14-section, pitch: 8 mm				
	white	**UM1-TMF (8X5)**	**0830924**	10
	red	**UM1-TMF (8X5) RD**	**0833015**	10
	orange	**UM1-TMF (8X5) OG**	**0833016**	10
	yellow	**UM1-TMF (8X5) YE**	**0833017**	10
	blue	**UM1-TMF (8X5) BU**	**0833018**	10
	green	**UM1-TMF (8X5) GN**	**0833019**	10

Accessories

Magazine for THERMOMARK CARD For accommodating UM1-TMF ...	**TMP-UM-MAG3**	**0831202**	1
Magazine for the BLUEMARK printer, for accommodating UM materials	**BLUEMARK MAG UM-TM**	**0803335**	1

UM marking for terminals from other manufacturers, strips

new

Can be marked using:

Thermal transfer for sheets and cards

UV LED technology

For a tall marker groove up to a pitch of 6 mm

- The universal UM...-TM... material marking range includes markers for terminal blocks from a variety of manufacturers. UM2... for Wago, UM3... for Wieland, UM5... for Cabur, and UM6M... for ABB
- The markers, which are supplied in double strips, can be quickly and easily marked with BLUEMARK... and THERMOMARK CARD
- The markers support multiline marking
- The marking strips are easy to fit and can be easily separated if required
- The marking strips are snapped into the magazine in a twist-proof manner by means of a coding pin and fed to the output devices
- The format automatically ensures printing with a high degree of positioning accuracy

Technical data

General data		
Can be marked using		THERMOMARK CARD • BLUEMARK CLED
Material		PC
Inflammability class according to UL 94		V2
Temperature range	[°C]	-40 ... 120
Wipe resistance		DIN EN 61010-1 (VDE 0411-1)
Components		free from silicone, halogen, and cadmium

Ordering data

Description	Color	Type	Order No.	Pcs. / Pkt.
UM2-TM... for marking Wago terminal blocks, unprinted, 34/28/24-section, pitch: 3.5 to 6 mm				
	white	**UM2-TM (3,5X10)**	**0830936**	10
	white	**UM2-TM (4X10)**	**0830934**	10
	white	**UM2-TM (5/6X10)**	**0830911**	10
UM3-TM... for marking Wieland terminal blocks, unprinted, 24/20/14-section, pitch: 5 to 8 mm				
	white			
	white			
	white			
UM5-TM... for marking Cabur terminal blocks, unprinted, 28/24/20-section, pitch: 4 to 6 mm				
	white			
	white			
	white			
UM6M-TM... for marking ABB terminal blocks, unprinted, 24/20/14-section, pitch: 5 to 8 mm				
	white			
	white			
	white			

Accessories

Magazine, for THERMOMARK CARD ... For accommodating UM1-TM ..., UM5-TM... For accommodating UM2-TM... For accommodating UM3-TM... For accommodating UM6M-TM...	**TMP-UM-MAG5**	**0803328**	1
Magazine for the BLUEMARK printer, for accommodating UM materials	**BLUEMARK MAG UM-TM**	**0803335**	1

new

For a tall marker groove up to a pitch of 8 mm

Technical data

THERMOMARK CARD • BLUEMARK CLED
PC
V2
-40 ... 120
DIN EN 61010-1 (VDE 0411-1)
free from silicone, halogen, and cadmium

Ordering data

Type	Order No.	Pcs. / Pkt.
UM3-TM (5X8)	**0830917**	10
UM3-TM (6X8)	**0830915**	10
UM3-TM (8X8)	**0830929**	10

Accessories

TMP-UM-MAG6	**0803329**	1
BLUEMARK MAG UM-TM	**0803335**	1

new

For a tall marker groove up to a pitch of 6 mm

Technical data

THERMOMARK CARD • BLUEMARK CLED
PC
V2
-40 ... 120
DIN EN 61010-1 (VDE 0411-1)
free from silicone, halogen, and cadmium

Ordering data

Type	Order No.	Pcs. / Pkt.
UM5-TM (4X10)	**0830938**	10
UM5-TM (5X10)	**0830922**	10
UM5-TM (6X10)	**0830919**	10

Accessories

TMP-UM-MAG1	**0831200**	1
BLUEMARK MAG UM-TM	**0803335**	1

new

For a tall marker groove up to a pitch of 8 mm

Technical data

THERMOMARK CARD • BLUEMARK CLED
PC
V2
-40 ... 120
DIN EN 61010-1 (VDE 0411-1)
free from silicone, halogen, and cadmium

Ordering data

Type	Order No.	Pcs. / Pkt.
UM6M-TM (5X12)	**0830928**	10
UM6M-TM (6X12)	**0830926**	10
UM6M-TM (8X12)	**0830939**	10

Accessories

TMP-UM-MAG7	**0803330**	1
BLUEMARK MAG UM-TM	**0803335**	1

UM marking for terminals from other manufacturers, strips

new

Can be marked using:

Thermal transfer for sheets and cards

UV LED technology

For a tall marker groove up to a pitch of 8 mm

- The universal UM...-TM... material marking range includes markers for terminal blocks from a variety of manufacturers. UM6R... for Entrelec, UM7... for Legrand, and UM8... for Woertz
- The markers, which are supplied in double strips, can be quickly and easily marked with BLUEMARK... and THERMOMARK CARD
- The markers support multiline marking
- The marking strips are easy to fit and can be easily separated if required
- The marking strips are snapped into the magazine in a twist-proof manner by means of a coding pin and fed to the output devices
- The format automatically ensures printing with a high level of positional accuracy

Technical data

General data		
Can be marked using		THERMOMARK CARD • BLUEMARK CLED
Number of individual labels		24
Number of individual labels per strip		12
Material		PC
Inflammability class according to UL 94		V2
Temperature range	[°C]	-40 ... 120
Wipe resistance		DIN EN 61010-1 (VDE 0411-1)
Components		free from silicone, halogen, and cadmium

Ordering data

Description	Color	Type	Order No.	Pcs. / Pkt.
UM6R-TM... for marking Entrelec terminal blocks, unprinted, 24/20/18-section, pitch: 5 to 8 mm				
	white	**UM6R-TM (5X10)**	**0830923**	10
	white	**UM6R-TM (6X10)**	**0830921**	10
	white	**UM6R-TM (8X10)**	**0830932**	10
UM7-TM... for marking Legrand terminal blocks, unprinted, 24/20/18-section, pitch: 5 to 8 mm				
	white			
	white			
	white			
UM8-TM... for marking Woertz terminal blocks, unprinted, 24/20-section, pitch: 5 to 6 mm				
	white			
	white			

Accessories

Magazine for THERMOMARK CARD For accommodating UM7-TM... For accommodating UM6R-TM... For accommodating UM8-TM...		**TMP-UM-MAG8**	**0803331**	1
Magazine for the BLUEMARK printer, for accommodating UM materials		**BLUEMARK MAG UM-TM**	**0803335**	1

new

For a tall marker groove up to a pitch of 8 mm

Technical data

THERMOMARK CARD • BLUEMARK CLED
24
12
PC
V2
-40 ... 120
DIN EN 61010-1 (VDE 0411-1)
free from silicone, halogen, and cadmium

Ordering data

Type	Order No.	Pcs. / Pkt.
UM7-TM (5X10)	**0830933**	10
UM7-TM (6X10)	**0830931**	10
UM7-TM (8X10)	**0830945**	10

Accessories

TMP-UM-MAG10	**0803334**	1
BLUEMARK MAG UM-TM	**0803335**	1

new

For a tall marker groove up to a pitch of 6 mm

Technical data

THERMOMARK CARD • BLUEMARK CLED
24
12
PC
V2
-40 ... 120
DIN EN 61010-1 (VDE 0411-1)
free from silicone, halogen, and cadmium

Ordering data

Type	Order No.	Pcs. / Pkt.
UM8-TM (5X9)	**0830946**	10
UM8-TM (6X9)	**0830943**	10

Accessories

TMP-UM-MAG9	**0803332**	1
BLUEMARK MAG UM-TM	**0803335**	1

Terminal marking for Weidmüller

		UC1U-TM 5	UC1-TM 5	UC1-TM 6	UC1-TM 8	UCT1-TM 5	UCT1-TM 6	UC1-TMF 4	UC1-TMF 5	UC1-TMF 6	UC1-TMF 8	UCT1-TMF 5	UCT1-TMF 6
UniCard, white		0821302	0821784	0821247	0821739	0829482	0829483	0821360	0821425	0821483	0821548	0829237	0829243
	Pitch	5	5	6	8	5	6	4	5	6	8	5	6
Screw connection terminal blocks													
AKZ 1,5/AKZ 2,5	5												
AKZ 4/AKE 4	6												
DLD(A)2,5.../MAK 2,5/VLI 2,5	6												
SAK 10/16/35/95// EK 10/16/35	5												
SAK 2,5/4//EK 2,5/4	6												
SAKS.../SAK 6//EK 6	8												
WDK 2,5/4...	5												
WDL 2,5...	6												
WDT...	5												
WDU (WPE) 1,5/2,5...	5												
WDU (WPE) 4...	6												
WDU (WPE) 6-240...	8												
WF...	8												
WFF...	6												
WNT 2,5	5												
WNT 4	6												
WNT 6-WNT 70N	8												
WSI 4	6												
WSI 6	6												
WTL 4/6	6												
WTR 2,5...	5												
WTR 4...	6												

The pitch of the terminal block corresponds to the width of the label

The pitch of the terminal block is greater than the width of the label

		UC1U-TM 5	UC1-TM 5	UC1-TM 6	UC1-TM 8	UCT1-TM 5	UCT1-TM 6	UC1-TMF 4	UC1-TMF 5	UC1-TMF 6	UC1-TMF 8	UCT1-TMF 5	UCT1-TMF 6
UniCard, white		0821302	0821784	0821247	0821739	0829482	0829483	0821360	0821425	0821483	0821548	0829237	0829243
	Pitch	5	5	6	8	5	6	4	5	6	8	5	6
Spring-cage connection terminal blocks													
ZDK 2,5 (PE)…/ZDLD 2,5…/ZMAK 2,5	5												
ZDK 4 (PE)…	6												
ZDK 6/S	8												
ZDL 2,5/S…/ZDL 4/S…	5												
ZDT 2,5 (PE)…/ZT (PE) 2,5…/ZP 2,5…	5												
ZDU (ZPE) 10…- ZDU (ZPE) 35/ZEI 16…	5												
ZDU (ZPE) 2,5…	5												
ZDU (ZPE) 4…	6												
ZDU (ZPE) 6…/ZEI 6	8												
ZNT 2,5/10/16/35…	5												
ZNT 4	6												
ZNT 6	8												
ZPV 1,5…/ZIA 1,5…/ZVL 1,5…	5												
ZSI 2,5…/ZSI 6…	5												
ZSI 6-2/FC	6												
ZT (PE) 4…/ZP 4…	6												
ZTD 6/ZTL 6	6												
ZTR 2,5…/ZDTR 2,5…/ZDL 2,5…	5												
IDC terminal blocks													
IDU (IPE 1,5) N…/ITR 1,5 N…/IDK 1,5 N(PE)…	5												
IDU (IPE) 2,5 N…/ITR 2,5 N…	6												
IT 1,5…/IEK 1,5 N (PE)…/ IAK 1,5 N…/IIK 1,5 N…	5												
Push-in connection terminal blocks													
PDL 4…	5												
PDU (PPE) 2,5/4…/PDK 2,5/4 (PE)…	5												
PDU (PPE) 6/10…/ PDU (PPE) 16…/PEI 16…	8												
PNT 2,5/4	5												
PNT 6/10/16	8												

Terminal marking for Wieland

		UC3-TM 5	UC3-TM 6	UC3-TM 8	UCT3-TM 5	UCT3-TM 6
UniCard, white		0822369	0822385	0822408	0829251	0829252
	Pitch	5	6	8	5	6
Screw connection terminal blocks						
9700 A/5...	5					
9700 A/6...	6					
9700 A/8...	8					
9700 A/10...	10					
9700 A/12...	12					
9700 A/16...	16					
9700 A/6 ETK...	6					
9700 A/8 ETK...	8					
9700 A/10 ETK...	10					
WK(M) 2,5...	5					
WK 4..., WKI 4..., WKM 4...	6					
WK 6...	8					
WKN 10..., WKI 10...	10					
WKN 16..., WKI 16...	12					
WKN 35..., WKI 35...	16					
WKN 70...	24					
WKN 70...	28					
9785 U/..., 9786 U/...	12					

The pitch of the terminal block corresponds to the width of the label

The pitch of the terminal block is greater than the width of the label

		UC-TM 4	UC-TMF 4	UCT-TM 4	UCT-TMF 4	UC3-TM 5	UC3-TM 6	UC3-TM 8	UCT3-TM 5	UCT3-TM 6	US-TMF 100
UniCard, white		0818111	0818166	0828732	0828742	0822369	0822385	0822408	0829251	0829252	0829260
	Pitch	4	4	4	4	5	6	8	5	6	
Spring-cage connection terminal blocks											
WKF 1,5...	4										
WKF 1,5 KOI..., WKF 1,5 KOA...	5										
WK(I)F 2,5..., WKFN 2,5...	5										
WKF 4..., WKFN 4...	6										
WKF 6...	8										
WKF 10...	10										
WK(I)F 16...	12										
WKF 35...	16										
Fast connection terminal blocks											
WKC 1...	5										
WKC 2,5...	6										
WKF 16...WKC	12										

Terminal marking for Conta-Clip

		UC1-TM 5	UC1-TM 6	UC1-TM 8	UCT1-TM 5	UCT1-TM 6	UC1-TMF 4	UC1-TMF 5	UC1-TMF 6	UC1-TMF 8	UCT1-TMF 5	UCT1-TMF 6
UniCard, white		0821784	0821247	0821739	0829482	0829483	0821360	0821425	0821483	0821548	0829237	0829243
	Pitch	5	6	8	5	6	4	5	6	8	5	6
Spring-cage connection terminal blocks												
Z(S)RK 2,5..., ZSL 2,5...	5											
ZRK 4..., ZSL 4...	6											
ZRK (ZSL) 6..., ZRK (ZSL) 10..., ZRK (ZSL) 16...	8											
ZRKD 2,5..., ZSLD 2,5...	5											
ZIKD 2,5..., ZVMAK 2,5...	5											
ZTRK 2,5...	5											
ZIZA 1,5...	5											
ZS...	5											
Push-in connection terminal blocks												
FRK 1,5.../FSL 1,5...	4											
FRK 2,5.../FSL 2,5...	5											
FRK 4.../FSL 2,5...	6											
FRKD 2,5.../FSLD 2,5...	5											
FDLIS 2,5...	5											
FTRK 2,5...	5											
HSK...	8											

The pitch of the terminal block corresponds to the width of the label

The pitch of the terminal block is greater than the width of the label

		UC1-TM 5	UC1-TM 6	UC1-TM 8	UCT1-TM 5	UCT1-TM 6	UC1-TMF 4	UC1-TMF 5	UC1-TMF 6	UC1-TMF 8	UCT1-TMF 5	UCT1-TMF 6
UniCard, white		0821784	0821247	0821739	0829482	0829483	0821360	0821425	0821483	0821548	0829237	0829243
	Pitch	5	6	8	5	6	4	5	6	8	5	6
Screw connection terminal blocks												
RK 1,5-4...	6											
RK 2,5...	5											
RK 2,5-4...	6											
RK 6-10.../16.../35...	8											
RK 50...-RK 240...	8											
SL...	5											
RKD 2,5...	5											
RKD 4...	6											
DLI 2,5..., VMAK 2,5...	6											
IK (D) 2,5...	5											
TRK 1,5...	5											
TK.../STK...	8											
PTK...	8											
SIK 10...	8											
STK...	6											
SK...	8											
TSK 2,5	5											
FF.../SF...	6											
DLIS.../DLI...	6											
NT...	6											
RKA 2,5...	5											
RKA 4...	6											
RKA 10...	8											
RKB 4...	5											
KBL 2,5...	5											
KBL 2,5-4...	6											
KBL 6-10...	8											

Terminal marking for ABB (Entrelec)

		UCT6M-TM 5	UCT6M-TM 6	UCT6M-TM 8
UniCard, white		0830756	0830757	0830758
	Pitch	5	6	8
SNK series				
ZS4...	5.2			
ZS6...	6			
ZS10...	8			
ZS16...	10			
ZS35...	16			
ZS70...	22			
ZS95...	26			
ZS4-S-R...	6			
ZS4-S-R3...	8			
ZS4-S-T2-R...	6			
ZS4-SP-R...	6			
ZS4-SP-T2-R...	6			
ZS4-SF...	6			
ZS4-SF1...	8			
BAM3	10			
CS-R1	3			
TC5...	5.2			
Pg5...	5.2			

The pitch of the terminal block corresponds to the width of the label

The pitch of the terminal block is greater than the width of the label

		UC2F-TM 5 UCT6R-TM 5	UC2F-TM 6 UCT6R-TM 6	UC2F-TM 8 UCT6R-TM 8	UC1-TMF 4	UC1-TMF 5	UC1-TMF 6
UniCard, white		0822187 0830753	0822194 0830754	0822204 0830755	0821360	0821425	0821483
	Pitch	5	6	8	4	5	6
Screw connection terminal blocks							
M(A) 2,5/5...	5						
M 4/6...	6						
M 6/8	8						
M 10/10, M 16/12, M 35/16, M 70/22, M 95/22	8						
D 150/31..., D 240/36...	8						
D 4/6 NTLP	6						
MA 2,5/5.NT	5						
M 4/6.NT	6						
M 6/8.NT	8						
M 10/10.NT, M 16/12.NT, M 35/16.	8						
Spring-cage connection terminal blocks							
D 1,5/4... 2 L, D 1,5/4.../4 L	4						
D 2,5/5... 2 L, D 2,5/5... 3 L, D 2,5/5... 4 L	5						
D 4/6... 2 L, D 4/6... 3 L, D 4/6... 4 L	6						
D 6/8... 2 L	8						
D 10/10... 2 L, D 16/12... 2 L, D 35/16... 2 L	8						
D 2,5/5.NT.L	5						
D 4/6.NT.L	6						
D 6/8.NL.L	8						
D 10/10.NZ.L., D 16/12.NT.L, D 35/16NT.L.	8						
D 2,5/5.N...	5						
IDC terminal blocks							
D 1,5... ADO	5						
D 1,5/6... ADO	6						
D 2,5/8... ADO, D 4/8... ADO	8						
D 1,5/6.NT.ADO	6						
D 2,5/8.NT.ADO	8						
D 2,5/5... ADO	5						
D 4/6... ADO	6						
D 6/8... ADO, D 6/8.ADO3	8						

Terminal marking for Wago

		UC2-TM 4	UC2-TM 5	UC2-TM 6	UC2-TM 8	UCT2-TM 5/6	UC1-TMF 4	UC1-TMF 5	UC1-TMF 6	UC1-TMF 8	US2-TM 100/ TMT 2
UniCard, white		0821713	0821690	0821674	0821755	0829249	0821360	0821425	0821483	0821548	0829268/ 0802683
	Pitch	4	5	6	8	5/6	4	5	6	8	
Spring-cage connection terminal blocks											
2001...	4	■					■				■
2002..., 2003...	5	■	■			■	■	■			■
2004..., 2005..., 2006...	6	■	■	■		■	■	■	■		■
2010..., 2016...	8	■	■	■	■		■	■	■	■	■
261..., 264...	6						■	■	■		
270...	5						■	■			
279...	4	■									
280...	5	■	■			■					
280-8...	5						■	■			
281...	6	■	■	■		■					
282..., 283..., 284...,	8	■	■	■	■						
285..., 290...	5	■	■			■					
727...	6	■	■	■							
769...	5						■	■			
775..., 776..., 777...	6	■	■	■							
780...	5	■	■			■					
781...	6	■	■	■							
782..., 783..., 784..., 785...	8	■	■	■	■						
869..., 870..., 880...	5	■	■			■	■	■			

■ The pitch of the terminal block corresponds to the width of the label

■ The pitch of the terminal block is greater than the width of the label

Terminal marking for Cabur

UniCard, white		UCT5-TM 5	UCT5-TM 6
		0828750	0828752
	Pitch	5	6
Screw connection terminal blocks			
CBD.2	5.5		
CBD.4	6.5		
CBD.6	8		
CBD.10	10		
CBD.16	12		
CBD.35	16		
CBD.50	18		
CBD.70	20.5		
AFO.2/1+2, AFO.2/2+2	6.5		
CBC.2	5		
CBC.4	6		
CBC.6	8		
CBC.16	12		
CBC.35	16		
GPA.70	20.5		
GPA.95	26		
GPA.150	31		
GPA.240	37		
TE.6	8		
TE.10	10		
TE.16	12		
TE.35	16		
TED.4	6.5		
TEO.2	5.5		
TEO.4	6.5		
TEC.6	8		
TEC.10	10		
TEC.16	12		
TEC.35	16		
TEC.70	20.5		
CBE.2, CBR.2, CVF.2	5		
CVF.4, DAS.4	6		
DBC.2	5		

UniCard, white		UCT5-TM 5	UCT5-TM 6
		0828750	0828752
	Pitch	5	6
Screw connection terminal blocks			
DSFA.4, DSS.4	6		
EDM.2, TC/DIN, TC/PO	5.5		
EDM.4, FDP.2, FFS.4, FVS.4	6.5		
EDM.6	8		
EDM.10, SFR.6	10		
EDM.16, FPC.10, FPL.10	12		
EDM.25	16		
EDM.35	18.5		
EDM.70	21		
MPFA.4, MPS.4, RP.4	6		
MPS.2/SV, MPS.2/SW, MPS.2/SWP	5.5		
PDF.2, SCB.4	6.5		
RN.2, TR.2	5		
TR.4	7.3		
SCB.6, SFO.4, SFR.4, SV.6	8		
SV.2	5.5		
SV.4	7		
SV.10	10.5		
TDE.2, TLD.2, TLE.2, TLS.2	6.2		
VPC.2, VPD.2	5.08		
Spring-cage connection terminal blocks			
HCD.1	5.08		
Push-in connection terminal blocks			
NCS, NCV	6.2		

The pitch of the terminal block corresponds to the width of the label

The pitch of the terminal block is greater than the width of the label

Terminal marking for Klemsan

		UC1U-TM 5	UC1-TM 5	UC1-TM 6	UC1-TM 8	UCT1-TM 5	UCT1-TM 6	UC1-TMF 4	UC1-TMF 5	UC1-TMF 6	UC1-TMF 8	UCT1-TMF 5	UCT1-TMF 6
UniCard, white		0821302	0821784	0821247	0821739	0829482	0829483	0821360	0821425	0821483	0821548	0829237	0829243
	Pitch	5	5	6	8	5	6	4	5	6	8	5	6
Screw connection terminal blocks													
AVK 2,5/PEK 2,5 K/WGT 2,5	5												
AVK 4.../AVK 2,5/4T/PEK 2,5/PEK 4/WGT 4	6												
AVK 6-240/ PEK 6-35	8												
AVK 6/10T16/35T// WGT 6/WGT 10	8												
PIK 2,5...	5												
PIK 4...	6												
PIK 3...	6												
ASK 2	8												
ASK 3	6												
ASK 4/AVK 4 FS	8												
ASK 4S/ASK 4 LD	6												
WGO...	8												
AYK 4...	6												
AYK 10...	8												
MVK 2,5 (T)	5												
MVK 4 (T)	6												
Spring-cage connection terminal blocks													
YBK 2,5 (T)	5												
YBK 4 (T)	6												
YBK 6 (T) YBK 10 (T)	8												
MYK 2,5 (T)...//MYP-PK 2,5...	5												
YBK 2,5 F.../YBK 3...	5												
YBK 4...	6												
YBK S.../YBK I...	8												
YBK 2,5 A.../YBK 2,5 E.../YB K 2,5C...	5												
PCY 2,5...	5												

The pitch of the terminal block corresponds to the width of the label

The pitch of the terminal block is greater than the width of the label

Terminal marking for Legrand

		UC3-TM 5	UC3-TM 6	UC3-TM 8
UniCard, white		0822369	0822385	0822408
	Pitch	5	6	8
Screw connection terminal blocks, Viking 2				
39060	5			
39061-39068	6			
39070	6			
39077	5			
39078, 39080, 39082	6			
39084, 39085	6			
39300	5			
39301-39305	6			
39307	6			
39370	5			
39371, 39372, 39374	6			
39376, 39378	6			
Spring-cage connection terminal blocks, Viking 3				
39601, 39602	5			
39604	6			
39605	8			
39606, 39607	8			
39608	6			
39627	5			
39628, 39636	6			
39611, 39612	5			
39614	6			
39615	8			
39616, 39617	8			
39618, 39646	6			
39621	5			
39624	6			
39625	8			
39626, 39629	8			
39622	5			
39630, 39666	6			

Terminal marking for Weidmüller

		UM1-TMF				UM1...-TM									
		3.5x5	5x5	6x5	8x5	3.5x12	5x10	U 5x10	5x12	6x10	U 6x10	6x12	8x10	8x12	12x10
UniCard, white		0830935	0830902	0830904	0830924	0830925	0830905	0830910	0830912	0830903	0830907	0830909	0830906	0830920	0830916
	Pitch														
Push-in connection terminal blocks															
PDK 2,5	5.1		■				■	■							
PDL 4	5.1		■				■	■							
PDU 2,5	5.1		■				■	■							
PDU 6/10	8.1												■		
PDU 16	12.1													■	
PEI 16	15													■	
PMAK 4	5.1		■												
PNT 2,5	5.1		■				■	■							
PNT 6/10	8.1												■		
PNT 16	12.1														■
PPE 2,5	5.1		■				■	■							
PPE 6	8.1												■		
PPE 16	12.1														■
PSI 6/10	12.2												■		
PTD 6/10	8.1				■										
PTL 6/10	8.1				■										
PTR 2,5	5.1		■				■	■							

■ **Pitch of Phoenix Contact marking material equal to Weidmüller pitch**

■ **Pitch of Phoenix Contact marking material smaller than Weidmüller pitch**

		UM1-TMF				UM1...-TM									
		3.5x5	5x5	6x5	8x5	3.5x12	5x10	U 5x10	5x12	6x10	U 6x10	6x12	8x10	8x12	12x10
UniCard, white		0830935	0830902	0830904	0830924	0830925	0830905	0830910	0830912	0830903	0830907	0830909	0830906	0830920	0830916
	Pitch														
Spring-cage connection terminal blocks															
ZDK 1,5	3.5	■													
ZDK 2,5	5.1		■						■						
ZDK 4	6.1			■											
ZDKPE 2,5	5.1		■				■	■							
ZDLD 2,5	5.1		■						■						
ZDT 2,5	5.1		■												
ZDTR 2,5	5.1		■												
ZDU 1,5	3.5	■				■									
ZDU 2,5	5.1		■				■	■							
ZDU 4	6.1			■								■			
ZDU 6	8.1				■							■			
ZDU 10	10.1		■						■						
ZDU 16	12.1		■						■						
ZDU 35	16		■						■						
ZDUA 2,5	5.1		■				■	■							
ZDUB 2,5	5.1		■				■	■							
ZEI16	10				■							■			
ZEI 16-2	14		■						■						
ZIA 1,5	5.08		■												
ZMAK 2,5	5.1		■						■						
ZNT 4	6.1			■						■	■				
ZNT 6	8.1				■					■	■				
ZNT 16	10		■												
ZNT 35	16		■												
ZP 2,5	5.1		■				■	■							
ZP 4	6.1		■												
ZPE 1,5	3.5	■				■									
ZPE 2,5	5.1		■				■	■							
ZPE 4	6.1			■								■			
ZPE 6	8.1				■							■			
ZPE 10	10.1		■									■			
ZPE 16	12.1		■						■						

Terminal marking for Weidmüller

		UM1-TMF				UM1...-TM									
		3.5x5	5x5	6x5	8x5	3.5x12	5x10	U 5x10	5x12	6x10	U 6x10	6x12	8x10	8x12	12x10
UniCard, white		0830935	0830902	0830904	0830924	0830925	0830905	0830910	0830912	0830903	0830907	0830909	0830906	0830920	0830916
	Pitch														
Spring-cage connection terminal blocks															
ZPE 35	16		■						■						
ZPEA 2,5	5.1		■				■	■							
ZPEB 2,5	5.1		■				■	■							
ZPV 1,5	5.1		■						■						
ZRV 1.5	5.1		■												
ZRV 2.5	5.2		■						■						
ZSI 2x6	16		■												
ZSI 2,5	7.9		■				■	■							
ZSI 6	12.2		■				■	■							
ZT 2,5	5.1		■				■	■							
ZT 4	6.5			■						■	■				
ZTC 2,5	5.1		■				■	■							
ZTCPE 2,5	5.1		■				■	■							
ZTD 6	8				■							■			
ZTL 6	8				■							■			
ZTPE 2,5	5.1		■				■	■							
ZTPE 4	6.5			■						■	■				
ZTR 2,5	5.1		■				■	■							
ZTR 6	8.1				■							■			
ZTTR 2,5	5.1		■												
ZVL 1,5	5.08		■												
ZVLD 2,5	5.1		■												

■ **Pitch of Phoenix Contact marking material equal to Weidmüller pitch**

■ **Pitch of Phoenix Contact marking material smaller than Weidmüller pitch**

		UM1-TMF				UM1...-TM									
		3.5x5	5x5	6x5	8x5	3.5x12	5x10	U 5x10	5x12	6x10	U 6x10	6x12	8x10	8x12	12x10
UniCard, white		0830935	0830902	0830904	0830924	0830925	0830905	0830910	0830912	0830903	0830907	0830909	0830906	0830920	0830916
	Pitch														
Screw connection terminal blocks															
AKE 2,5	5.1														
AKE 4	7														
AKZ 1,5	5.1														
AKZ 2,5	5.1														
AKZ 4	6.1														
DLA 2,5	6.1														
DLD 2,5	6.1														
KDKS 1	8														
MAK 2,5	6.2														
SAKS 2	27.6														
SAKS 4	24														
SAKS 5	28														
VLI 1,5	6.15														
WDK 1,5/R	3.5														
WDK 2,5	5.1														
WDK 4	6.1														
WDK 10	9.9														
WDKL 4	6.5														
WDL 2,5	6.1														
WDT 1,5	6.4														
WDTR 2,5	6.2														
WDU 1,5	5.1														
WDU 1,5/R	3.5														
WDU 2,5	5.1														
WDU 2,5/TC	10.2														
WDU 4	6.1														
WDU 6	7.9														
WDU 10	9.9														
WDU 16	11.9														
WDU 35	16														
WDU 50	18.5														
WDU 70	20.5														
WDU 95	27														

Terminal marking for Weidmüller

		UM1-TMF				UM1...-TM									
		3.5x5	5x5	6x5	8x5	3.5x12	5x10	U 5x10	5x12	6x10	U 6x10	6x12	8x10	8x12	12x10
UniCard, white		0830935	0830902	0830904	0830924	0830925	0830905	0830910	0830912	0830903	0830907	0830909	0830906	0830920	0830916
	Pitch														
Screw connection terminal blocks															
WDU 120	32														
WDU 240	36														
WMF 2,5	5.08														
WNT 2,5	5.1														
WNT 4	6.1														
WNT 6	7.9														
WNT 10	9.9														
WNT 16	12														
WNT 35	16														
WNT 70	20.5														
WPE 1,5	5.1														
WPE 1,5/R	3.5														
WPE 2,5	5.1														
WPE 4	6.1														
WPE 6	7.9														
WPE 10	9.9														
WPE 16	11.9														
WPE 35	16														
WPE 50	18.5														
WPE 70	20.5														
WPE 95	27														
WPE 120	32														
WPO 4	6														
WSI 4	9.1														
WSI 6	7.9														
WT 4	6.1														
WTD 6	7.9														
WTD 6/4 FF	11														
WTL 4	6.1														
WTL 4/2	6														

Pitch of Phoenix Contact marking material equal to Weidmüller pitch

Pitch of Phoenix Contact marking material smaller than Weidmüller pitch

		UM1-TMF				UM1...-TM									
		3.5x5	5x5	6x5	8x5	3.5x12	5x10	U 5x10	5x12	6x10	U 6x10	6x12	8x10	8x12	12x10
UniCard, white		0830935	0830902	0830904	0830924	0830925	0830905	0830910	0830912	0830903	0830907	0830909	0830906	0830920	0830916
	Pitch														
Screw connection terminal blocks															
WTL 6	7.9				■									■	
WTL 6 SL	7.9											■			
WTL 6/4 FF	11		■				■	■							
WTQ 6	7.9				■										
WTR 2,5	5.1		■						■						
WTR 4	6.1								■						
WTR 35	32											■			
WTR 4 SL	6.1			■								■			
WTR 4/SI	6.1			■								■			
Bolt connection terminal blocks															
WF 5	13								■						
WF 6	17.8	8								■	■				
WF 8	22.8									■	■				
WF 10	33.8									■	■				
WF 12	33.8									■	■				
WF 6/2 BZ	17.8								■						
WF 8/2 BZ	22.8								■						
WF 10/2 BZ	33.8								■						
WFF 35	27											■			
WFF 70	32											■			
WFF 120	38											■			
WFF 185	55											■			
WFF 300	55														

Terminal marking for CONTA-CLIP

		UM1-TMF				UM1...-TM									
		3.5x5	5x5	6x5	8x5	3.5x12	5x10	U 5x10	5x12	6x10	U 6x10	6x12	8x10	8x12	12x10
UniCard, white		0830935	0830902	0830904	0830924	0830925	0830905	0830910	0830912	0830903	0830907	0830909	0830906	0830920	0830916
	Pitch														
Pressure spring connection terminal blocks															
FDLI 2,5	5.1														
FDLIS 2,5	5.1														
FDLIS B 2,5	15.3														
FNT 2,5	5.1														
FNT 6	8.1														
FRK 1,5	4.1														
FRK 2,5	5.1														
FRK 4	6.1														
FRKD 2,5	5.1														
FRKI 2,5	5.1														
FRKI 6	8.1														
FSIK 4	6.1														
FSL 1,5	4.1														
FSL 2,5	5.1														
FSL 4	6.1														
FSLD 2,5	5.1														
FSLI 2,5	5.1														
FSLI 6	8.1														
FTRK 2,5	5.1														
Bolt connection terminal blocks															
HSK 16	13														
HSK 35	16														
HSK 50	21														
HSK 70	40														
HSK 95	40														
HSK 120	32														
HSK 150	50														
HSK 240	50														

Pitch of Phoenix Contact marking material equal to Conta Clip pitch

Pitch of Phoenix Contact marking material smaller than Conta Clip pitch

		UM1-TMF				UM1...-TM									
		3.5x5	5x5	6x5	8x5	3.5x12	5x10	U 5x10	5x12	6x10	U 6x10	6x12	8x10	8x12	12x10
UniCard, white		0830935	0830902	0830904	0830924	0830925	0830905	0830910	0830912	0830903	0830907	0830909	0830906	0830920	0830916
	Pitch														
Spring-cage connection terminal blocks															
SL 4	6.1			■											
ZIKD 2,5	5.1		■				■		■						
ZIZA 1,5	5.1		■				■		■						
ZMP 1,5	5.1		■				■		■						
ZRK 2,5	5.1		■					■							
ZRK 4	6.1			■				■							
ZRK 6	8.1				■			■							
ZRK 10	10.1				■			■							
ZRK 16	12.1				■			■							
ZRKD 2,5	5.1		■												
ZRKS 2,5	5.1		■												
ZSL 2,5	5.1		■												
ZSL 4	6.1			■											
ZSL 6	8.1				■			■							
ZSL 10	10.1				■			■							
ZSL 16	12.1				■			■							
ZSLD 2,5	5.1		■												
ZSLN 2,5	5.1		■												
ZSLS 2,5	5.1		■												
ZSRK 2,5	5.1		■												
ZST 2,5	5.1		■												
ZSTK 2,5	5.1		■												
ZTRK 2,5	5.1		■												
ZVMAK 2,5	5.1		■												

Terminal marking for CONTA-CLIP

		UM1-TMF				UM1...-TM									
		3.5x5	5x5	6x5	8x5	3.5x12	5x10	U 5x10	5x12	6x10	U 6x10	6x12	8x10	8x12	12x10
UniCard, white		0830935	0830902	0830904	0830924	0830925	0830905	0830910	0830912	0830903	0830907	0830909	0830906	0830920	0830916
	Pitch														
Screw connection terminal blocks															
BKA 2,5	5		■												
BKA 4	6			■											
BKA 10	8				■										
DLI 2,5	6			■											
DLIS 2,5	6			■											
FF 1/15	6			■											
FF 2,5	6			■						■	■	■			
IK 2,5	5		■												
IKD 2,5	5		■												
KBL 2,5	5		■				■	■	■						
KBL 2,5-4	6			■						■	■	■			
KBL 6	8				■								■	■	
NT 2,5	6			■						■	■	■			
NT 6	8				■								■	■	
PTK 10	8				■								■	■	
RK 1,5	6			■											
RK 2,5	5		■				■	■	■						
RK 2,5-4	6			■						■	■	■			
RK 6	8				■										■
RK 16	12				■										■
RK 35	16				■										■
RK 50	20				■										■
RK 95	25				■										■
RK 150	31				■										■
RK 240	36				■										
RKB 4	6			■											
RKD 2,5	5		■												
RKD 4	6			■											
RKDG 4	6			■						■	■	■			
SF 2.5	6			■						■	■	■			
SIK 10 PA	8				■								■	■	
SIK 10 Z	10				■								■	■	

■ Pitch of Phoenix Contact marking material equal to CONTA-CLIP pitch

■ Pitch of Phoenix Contact marking material smaller than CONTA-CLIP pitch

		UM1-TMF				UM1...-TM									
		3.5x5	5x5	6x5	8x5	3.5x12	5x10	U 5x10	5x12	6x10	U 6x10	6x12	8x10	8x12	12x10
UniCard, white		0830935	0830902	0830904	0830924	0830925	0830905	0830910	0830912	0830903	0830907	0830909	0830906	0830920	0830916
	Pitch														
Screw connection terminal blocks															
SK 1	12.2														
SL 2,5	6														
SL 4/15	7														
SL 4/35	8														
SL 10	10														
SL 16	10														
SL 35	16														
SLN 2,5	6														
SMAG 4/2,5	5.9														
SMAG 6/4	6.6														
SMAG 10/6	8.3														
SRK 2,5	5														
SRK 4	6														
SRK 6	8														
SRK 10	10														
SSIK 4	6.1														
SSIK 6	8														
SSL 2,5	5														
SSL 4	6														
SSL 6	8														
SSL 10	10														
STA 5/1	5														
STK 1	8														
STK 2	8														
STKD 1	8														
TK 2	8														
TK 4	7.5														
TKS 4	7.5														
TKS 10	11.25														
TRK 1,5	6														
TSK 2,5	10														
VMAK	6														

Terminal marking for Klemsan

		UM1-TMF				UM1...-TM									
		3.5x5	5x5	6x5	8x5	3.5x12	5x10	U 5x10	5x12	6x10	U 6x10	6x12	8x10	8x12	12x10
UniCard, white		0830935	0830902	0830904	0830924	0830925	0830905	0830910	0830912	0830903	0830907	0830909	0830906	0830920	0830916
	Pitch														
Spring-cage connection terminal blocks															
MYK 2,5…	5		■												
MYPK 2,5…	5		■												
MYSK 2,5…	5		■												
PCY 2,5…	5.05		■				■								
PYK 1,5…	4.2					■									
PYK 2,5…	5		■				■								
PYK 2,5-2…	5		■				■								
PYK 2,5-3…	5		■				■								
PYK 3 S…	5		■				■								
PYK 4…	6									■					
PYK 4 I…	8												■		
PYK 4 S…	8												■		
PYK 4-2…	6									■					
PYK 6…	8												■		
PYK 10…	10												■		
PYKM 2,5…	5		■												
PYKMR 2,5…	5						■								
YBK 2,5…	5		■				■								
YBK 2,5-2…	5		■				■								
YBK 2,5-3…	5		■				■								
YBK 3 S…	5		■				■								
YBK 4…	5									■					
YBK 4-2…	6									■					
YBK 6…	8												■		
YBK 10…	10												■		
YBK I…	8												■		
YBK S…	8												■		

■ **Pitch of Phoenix Contact marking material equal to Klemsan pitch**

■ **Pitch of Phoenix Contact marking material smaller than Klemsan pitch**

		UM1-TMF				UM1...-TM									
		3.5x5	5x5	6x5	8x5	3.5x12	5x10	U 5x10	5x12	6x10	U 6x10	6x12	8x10	8x12	12x10
UniCard, white		0830935	0830902	0830904	0830924	0830925	0830905	0830910	0830912	0830903	0830907	0830909	0830906	0830920	0830916
	Pitch														
Screw connection terminal blocks															
ASK 2…	8												■		
ASK 3…	6.2									■					
ASK 4 LD…	10												■		
ASK 4 S…	10												■		
ASK 5…	8												■		
AVK 2,5…	5		■				■								
AVK 2,5 CCA…	6									■					
AVK 2,5 EA…	6									■					
AVK 2,5 F…	6									■					
AVK 2,5 T RD	5.75		■				■								
AVK 2,5/4…	6									■					
AVK 4…	6									■					
AVK 4 B…	10												■		
AVK 4 FS…	8												■		
AVK 4 T RD	6.2									■					
AVK 6…	8												■		
AVK 10…	10												■		
AVK 16…	12														■
AVK 25…	12														■
AVK 35…	16												■		
AVK Y 4…	6									■					
AVK Y 6…	8														
AVK Y 10…	10												■		
AYK 16…	11												■		
MVK 2,5…	5		■												
MVK 4…	5			■											
PIK 2,5 N…	5		■				■			■					
PIK 4 FS…	6									■					
PIK 4 N…	6														
PIK 10 N…	10												■		

Terminal marking for Klemsan

		UM1-TMF				UM1...-TM									
		3.5x5	5x5	6x5	8x5	3.5x12	5x10	U 5x10	5x12	6x10	U 6x10	6x12	8x10	8x12	12x10
UniCard, white		0830935	0830902	0830904	0830924	0830925	0830905	0830910	0830912	0830903	0830907	0830909	0830906	0830920	0830916
	Pitch														
Screw connection terminal blocks															
PUK 2…	6														
PUK 3…	6														
WGL 1…	8														
WGO 1…	8														
WGO 2…	10														
WGO 3…	8														
WGO 4…	8														
WGO PB…6	11														
WGO Y…6…	8														

Pitch of Phoenix Contact marking material equal to Klemsan pitch

Pitch of Phoenix Contact marking material smaller than Klemsan pitch

		UM1-TMF				UM1...-TM									
		3.5x5	5x5	6x5	8x5	3.5x12	5x10	U 5x10	5x12	6x10	U 6x10	6x12	8x10	8x12	12x10
UniCard, white		0830935	0830902	0830904	0830924	0830925	0830905	0830910	0830912	0830903	0830907	0830909	0830906	0830920	0830916
	Pitch														
Bolt connection terminal blocks															
AVK 50…	20														■
AVK 70…	22														■
AVK 95…	25														■
AVK 95 B…	40														■
AVK 150…	31														■
AVK 150 B…	48														■
AVK 240…	36														■
AVK 240 B…	53														■
AVK PB 50…	20														■
AVK PB 70…	22														■
AVK PB 95…	25														■
AVK PB 150…	31														■
CPB 6…	9.5				■										
CPB 6B…	13				■										
PB 6…	11														■

W/H.13
XUS 2 1 2
+1B2/2-2/4
-X1:1.6
-X23:1

Conductor and cable marking - MARKING system

Clear and permanent marking of all conductors and cables considerably improves transparency in control cabinets and switchgear. It makes assembly and maintenance work easier and assists in rectifying faults.

Phoenix Contact conductor and cable markers provide the ideal marking option for any application. Just select an assembly method. The markers can be threaded on, clipped on, adhered in place or secured with cable binders.

Product range overview

Conductor and cable marking 154

LaserSheet LS-WMTB... conductor and cable marking

Stainless steel and aluminum markers, for assembly with cable binders 156

WMTB AL... aluminum conductor and cable marking 160

UniCard UC-WM... and UCT-WM... conductor and cable marking

Clip-on and slide-on markers, for insertion into marking collars, for assembly with cable binders, for threading 162

UniSheet US-WM... conductor and cable marking

Markers for insertion into marking collars, for assembly with cable binders, adhesive markers for wrapping around 181

WM... conductor and cable marking supplied in rolls

Adhesive markers for wrapping around or as flags 184

WMS... shrink sleeves supplied in rolls 189

EMT and WMT... conductor and cable marking supplied in rolls

Markers for insertion into marking collars, for threading, for assembly with cable binders 194

KMK... cable markers for assembly with cable binders 200

Cable markers for carrier assembly

Markers made of plastic and stainless steel 211

PATG... and PATO... marking collars 214

Overview of conductor markers and cable markers 218

The right marking solution for every diameter

Far from being a luxury, standard-compliant and permanent conductor markings are actually a mark of quality demanded by customers in respect of modern high-quality capital goods. Phoenix Contact conductor and cable marking systems provide ideal marking options for any user regardless of whether the conductor markers are to be threaded on, slid on, clipped on, adhered in place or secured with cable binders.

Depending on the material, the following marking systems can be used for the individual marking of conductor and cable markers:

– TOPMARK LASER, laser marker for marking UniCard formats, as well as stainless steel and aluminum labels
– BLUEMARK CLED, high-speed printer with UV technology for marking UniCard formats and aluminum markers
– THERMOMARK CARD, thermal transfer printer for marking UniCard and UniSheet formats
– THERMOMARK ROLL, thermal transfer printer for marking material off the roll and continuous media
– THERMOMARK ROLL X1, thermal transfer printer for large quantities
– THERMOMARK W2, thermal transfer printer for double-sided marking and perforation of continuous shrink sleeves
– CMS–P1–PLOTTER
– Commercially available desktop laser printers

The CLIP PROJECT software produces easy, efficient markings. It generates the marking data directly from the circuit diagram and automatically sends the data to the relevant marking systems for further processing.
If no marking systems are available or your production facility is affected by capacity bottlenecks, you also have the option of using our marking service. We will be happy to handle your printing orders. This also includes engraving or laser marking of stainless steel cable markers.

Conductor and cable markings can be optimally and permanently marked with stainless steel or aluminum markers. They are easily attached using cable binders.

Clip-on conductor markers feature two non-detachable marking areas that remain legible at all times. They can be clipped onto pre-wired conductors and cables manually.

Individual printed markers are threaded onto conductors or attached by means of cable binders. Various materials can be supplied as cards or on rolls.

The ferrules feature an insulating collar that supports marking and are marked prior to crimping. This combines two operations in one.

Conductors can be fitted with PATG and PATO marking collars. Marking is achieved by means of insert strips that support marking.

Shrink sleeves are ideal for captive marking of cables and conductors. They are available prefabricated and in rolls.

Conductor markers can be fitted using cable binders almost regardless of conductor or cable diameter. The large marking area provides enough space for long labels.



Cable marker labels consist of a marking field and a transparent foil that protects the marking against abrasion and dirt. The labels are available in various shapes and sizes.

Plastic cable markers are suitable for both bundling and marking conductors and cables. A screw cap protects the marking against dirt and can be replaced at any time.

Stainless steel and aluminum cable marking for assembly with cable binders

– The LS-WMTB ... product range is available in stainless steel (V4A) or aluminum and includes markers that can be quickly and easily fitted with cable binders
– The LS-WMTB-V4A ... group is particularly characterized by its high resistance to salt water, chloride, and solvents and it is therefore also suitable for the most demanding industrial requirements

– By selecting the material in the CLIP PROJECT planning and configuration software, the correct laser parameters are automatically passed to the TOPMARK LASER
– **Designation example: LS-WMTB-V4A (29x8)**
Lettering field size: 29 x 8 mm

– The use of modern laser technology creates highly resistant and permanent marking, which can only be removed by destroying the material
– The LS-WMTB-V4A ... product group can be marked in two ways: by engraving or annealing
– Marking service: Phoenix Contact can custom-mark all markers according to your requirements

Can be marked using:

Direct laser marking

General data
Can be marked using
Material
Wipe resistance
Components

Description
Stainless steel label, for assembly with cable binders, conductor diameter
36-section, > 2.9 mm Ø
16-section, > 4.6 mm Ø
16-section, > 4.6 mm Ø
8-section, > 4.6 mm Ø
Aluminum label, for assembly with cable binders, conductor diameter
36-section, > 2.9 mm Ø
16-section, > 4.6 mm Ø
16-section, > 4.6 mm Ø
8-section, > 4.6 mm Ø

Sheet hopper, for TOPMARK LASER

Notes:

For corresponding stainless steel cable binders, see page 594.

Stainless steel, material thickness: 0.5 mm

Aluminum, material thickness: 0.8 mm



Aluminum, black, material thickness: 0.8 mm

Technical data

TOPMARK LASER
V4A
DIN EN 61010-1 (VDE 0411-1)
free from silicone, halogen, and cadmium

Ordering data

Type	Order No.	Pcs. / Pkt.
LS-WMTB-V4A (29X8)	**0831516**	5
LS-WMTB-V4A (40X15)	**0831517**	5
LS-WMTB-V4A (60X15)	**0831518**	5
LS-WMTB-V4A (100X15)	**0831519**	5

Accessories

TOPMARK LASER-MAG SHEET	**0831836**	1

Technical data

TOPMARK LASER
aluminum
DIN EN 61010-1 (VDE 0411-1)
free from silicone, halogen, and cadmium

Ordering data

Type	Order No.	Pcs. / Pkt.
LS-WMTB-AL (29X8)	**0831500**	5
LS-WMTB-AL (40X15)	**0831501**	5
LS-WMTB-AL (60X15)	**0831502**	5
LS-WMTB-AL (100X15)	**0831503**	5

Accessories

TOPMARK LASER-MAG SHEET	**0831836**	1

Technical data

TOPMARK LASER
aluminum
DIN EN 61010-1 (VDE 0411-1)
free from silicone, halogen, and cadmium

Ordering data

Type	Order No.	Pcs. / Pkt.
LS-WMTB-AL (29X8) BK	**0831508**	5
LS-WMTB-AL (40X15) BK	**0831509**	5
LS-WMTB-AL (60X15) BK	**0831510**	5
LS-WMTB-AL (100X15) BK	**0831511**	5

Accessories

TOPMARK LASER-MAG SHEET	**0831836**	1

Stainless steel and aluminum cable marking for assembly with cable binders

– The LS-WMTB ... product range in circular format is available in stainless steel (V4A) or aluminum and includes markers that can be quickly and easily fitted with cable binders
– The LS-WMTB-V4A ... group is particularly characterized by its high resistance to saltwater, chloride, and solvents and it is therefore also suitable for the most demanding industrial requirements

– By selecting the material in the CLIP PROJECT planning and configuration software, the correct laser parameters are automatically passed to the TOPMARK LASER
– **Designation example: LS-WMTB-V4A (D25)**
Diameter: 25 mm



– The use of modern laser technology creates highly resistant and permanent marking, which can only be removed by destroying the material
– The LS-WMTB-V4A ... product group can be marked in two ways: by engraving or annealing
– Marking service: Phoenix Contact can custom-mark all markers according to your requirements

Can be marked using:

Direct laser marking

General data
Can be marked using
Material
Wipe resistance
Components

Description
Stainless steel label, round, for assembly with cable binders
30-section, diameter: 25 mm
20-section, diameter: 30 mm
Aluminum label, round, for assembly with cable binders
30-section, diameter: 25 mm
20-section, diameter: 30 mm

Sheet hopper, for TOPMARK LASER

Notes:

For corresponding stainless steel cable binders, see page 594.

Stainless steel, material thickness: 0.5 mm

Technical data

TOPMARK LASER
V4A
DIN EN 61010-1 (VDE 0411-1)
free from silicone, halogen, and cadmium

Ordering data

Type	Order No.	Pcs. / Pkt.
LS-WMTB-V4A (D25)	**0831520**	5
LS-WMTB-V4A (D30)	**0831521**	5

Accessories

TOPMARK LASER-MAG SHEET	**0831836**	1

Aluminum, material thickness: 0.8 mm

Technical data

TOPMARK LASER
aluminum
DIN EN 61010-1 (VDE 0411-1)
free from silicone, halogen, and cadmium

Ordering data

Type	Order No.	Pcs. / Pkt.
LS-WMTB-AL (D25)	**0831504**	5
LS-WMTB-AL (D30)	**0831505**	5

Accessories

TOPMARK LASER-MAG SHEET	**0831836**	1



Aluminum, black, material thickness: 0.8 mm

Technical data

TOPMARK LASER
aluminum
DIN EN 61010-1 (VDE 0411-1)
free from silicone, halogen, and cadmium

Ordering data

Type	Order No.	Pcs. / Pkt.
LS-WMTB-AL (D25) BK	**0831512**	5
LS-WMTB-AL (D30) BK	**0831513**	5

Accessories

TOPMARK LASER-MAG SHEET	**0831836**	1

Aluminum cable marking for assembly with cable binders

UV LED technology

Aluminum, material thickness: 0.8 mm

The WMTBA... product range is available in aluminum (AL) and is characterized by:
- High-quality appearance
- Easy assembly with cable binders
- Suitable for large-surface marking of conductors and cables > 2.9 mm in diameter

Notes:

For corresponding stainless steel cable binders, see page 594.

Technical data

General data	
Can be marked using	BLUEMARK CLED
Material	aluminum
Wipe resistance	DIN EN 61010-1 (VDE 0411-1)
Components	free from silicone, halogen, and cadmium

Ordering data

Description	Color	Type	Order No.	Pcs. / Pkt.
Aluminum label, 0.8 mm thick, conductor diameter [mm]				
Lettering field size: 29 x 8 mm, > 2.9 mm Ø	aluminum	**WMTB-AL (29X8)**	**0830805**	90
Lettering field size: 40 x 15 mm, > 4.6 mm Ø	aluminum	**WMTB-AL (40X15)**	**0830524**	45
Lettering field size: 60 x 15 mm, > 4.6	aluminum	**WMTB-AL (60X15)**	**0830525**	45
Aluminum label, round, 0.8 mm thick Diameter: 30 mm	aluminum			

Accessories

Magazine, for BLUEMARK printer, for accommodating aluminum labels			
for WMTB-AL (29X8)	**BLUEMARK MAG WM-M (29X8)**	**0802743**	1
for WMTB-AL (40X15)	**BLUEMARK MAG WM-M (40X15)**	**0802744**	1
for WMTB-AL (60X15)	**BLUEMARK MAG WM-M (60X15)**	**0802746**	1
Magazine, for BLUEMARK printer, for accommodating stainless steel and aluminum labels for WMTB-AL (D30) ...			

Aluminum, material thickness: 0.8 mm

Technical data

BLUEMARK CLED
aluminum
DIN EN 61010-1 (VDE 0411-1)
free from silicone, halogen, and cadmium

Ordering data

Type	Order No.	Pcs. / Pkt.
WMTB-AL (D30)	**0830804**	90

Accessories

BLUEMARK MAG WM-M (D30)	**0802747**	1

Clip-on UniCard conductor marking

Can be marked using:

UV LED technology

Plotter

Markers for conductor diameters from 1.2 to 1.9 mm

- The UC-WMC ... UniCard marking range includes markers for captive marking of control cables right through to light plastic-sheathed cables with large diameters
- The markers, which are supplied in uniform sheets, can be marked quickly and easily using the BLUEMARK
- The format automatically ensures printing with a high level of positional accuracy
- Can be clipped on even after wiring has been completed
- One-handed assembly
- Two marking areas that are clearly legible at all times
- The markers support multiline marking
- The sheets provide space to include function texts
- Marking service: Phoenix Contact can custom-mark all UniCard markers in accordance with your requirements

Notes:

For more variants, see phoenixcontact.net/products.

Technical data

General data		
Can be marked using		BLUEMARK CLED • BLUEMARK LED • CMS-P1-PLOTTER
Material		PA
Inflammability class according to UL 94		V2
Temperature range	[°C]	-40 ... 120
Wipe resistance		DIN EN 61010-1 (VDE 0411-1)
Components		Free from silicone and halogen
Conductor diameter range	[mm]	1.2 ... 1.9
Conductor cross section range	[mm²]	0.25 ... 0.34
Conductor cross section range	AWG	24 ... 22

Ordering data

Description	Color	Type	Order No.	Pcs. / Pkt.
UniCard, for subsequent marking of conductors, lettering field size 15 x 4 mm, 20-section, 4 individual labels per strip				
	white	**UC-WMC 1,9 (15X4)**	**0828004**	10
	red	**UC-WMC 1,9 (15X4) RD**	**0828006**	10
	orange	**UC-WMC 1,9 (15X4) OG**	**0828007**	10
	yellow	**UC-WMC 1,9 (15X4) YE**	**0828008**	10
	violet	**UC-WMC 1,9 (15X4) VT**	**0828009**	10
	blue	**UC-WMC 1,9 (15X4) BU**	**0828010**	10
UniCard, for subsequent marking of conductors, lettering field size 30 x 4 mm, 12-section, 4 individual labels per strip				
	white	**UC-WMC 1,9 (30X4)**	**0830283**	10

Accessories

Magazine, for CMS-P1-PLOTTER			
		P1 UC-MAG 1	**5146079**	1



Clip-on UniCard conductor marking

Markers for conductor diameters from 1.9 to 3.1 mm

Technical data

General data		
Can be marked using		BLUEMARK CLED • BLUEMARK LED • CMS-P1-PLOTTER
Material		PA
Inflammability class according to UL 94		V2
Temperature range	[°C]	-40 ... 120
Wipe resistance		DIN EN 61010-1 (VDE 0411-1)
Components		Free from silicone and halogen
Conductor diameter range	[mm]	1.9 ... 3.1
Conductor cross section range	[mm²]	0.5 ... 1.5
Conductor cross section range	AWG	20 ... 16

Ordering data

Description	Color	Type	Order No.	Pcs. / Pkt.
UniCard, for subsequent marking of conductors, lettering field size 15 x 4 mm, 20-section, 4 individual labels per strip				
	white	**UC-WMC 3,1 (15X4)**	**0818205**	10
	red	**UC-WMC 3,1 (15X4) RD**	**0818755**	10
	orange	**UC-WMC 3,1 (15X4) OG**	**0818726**	10
	yellow	**UC-WMC 3,1 (15X4) YE**	**0818739**	10
	violet	**UC-WMC 3,1 (15X4) VT**	**0825370**	10
	blue	**UC-WMC 3,1 (15X4) BU**	**0818742**	10
UniCard, for subsequent marking of conductors, lettering field size 23 x 4 mm, 12-section, 4 individual labels per strip				
	white	**UC-WMC 3,1 (23X4)**	**0818218**	10
	red	**UC-WMC 3,1 (23X4) RD**	**0818807**	10
	orange	**UC-WMC 3,1 (23X4) OG**	**0818771**	10
	yellow	**UC-WMC 3,1 (23X4) YE**	**0818784**	10
	violet	**UC-WMC 3,1 (23X4) VT**	**0825371**	10
	blue	**UC-WMC 3,1 (23X4) BU**	**0818797**	10
UniCard, for subsequent marking of conductors, lettering field size 30 x 4 mm, 12-section, 4 individual labels per strip				
	white	**UC-WMC 3,1 (30X4)**	**0819631**	10
	red	**UC-WMC 3,1 (30X4) RD**	**0820769**	10
	orange	**UC-WMC 3,1 (30X4) OG**	**0823863**	10
	yellow	**UC-WMC 3,1 (30X4) YE**	**0819644**	10
	violet	**UC-WMC 3,1 (30X4) VT**	**0825372**	10
	blue	**UC-WMC 3,1 (30X4) BU**	**0820756**	10

Accessories

Magazine, for CMS-P1-PLOTTER	**P1 UC-MAG 1**	**5146079**	1

Clip-on UniCard conductor marking

Can be marked using:

UV LED technology

Plotter

Markers for conductor diameters from 2.8 to 4.4 mm

- The UC-WMC ... UniCard marking range includes markers for captive marking of control cables right through to light plastic-sheathed cables with large diameters
- The markers, which are supplied in uniform sheets, can be marked quickly and easily using the BLUEMARK
- The format automatically ensures printing with a high level of positional accuracy
- Can be clipped on even after wiring has been completed
- One-handed assembly
- Two marking areas that are clearly legible at all times
- The markers support multiline marking
- The sheets provide space to include function texts
- Marking service: Phoenix Contact can custom-mark all UniCard markers in accordance with your requirements

Technical data

General data		
Can be marked using		BLUEMARK CLED • BLUEMARK LED • CMS-P1-PLOTTER
Material		PA
Inflammability class according to UL 94		V2
Temperature range	[°C]	-40 ... 120
Wipe resistance		DIN EN 61010-1 (VDE 0411-1)
Components		Free from silicone and halogen
Conductor diameter range	[mm]	2.8 ... 4.4
Conductor cross section range	[mm²]	1.5 ... 4
Conductor cross section range	AWG	16 ... 12

Ordering data

Description	Color	Type	Order No.	Pcs. / Pkt.
UniCard, for subsequent marking of conductors, lettering field size 15 x 5.5 mm, 15-section, 3 individual labels per strip				
	white	**UC-WMC 4,4 (15X5,5)**	**0818182**	10
	red	**UC-WMC 4,4 (15X5,5) RD**	**0818852**	10
	orange	**UC-WMC 4,4 (15X5,5) OG**	**0818823**	10
	yellow	**UC-WMC 4,4 (15X5,5) YE**	**0818836**	10
	violet	**UC-WMC 4,4 (15X5,5) VT**	**0825373**	10
	blue	**UC-WMC 4,4 (15X5,5) BU**	**0818849**	10
	green	**UC-WMC 4,4 (15X5,5) GN**	**0818865**	10
UniCard, for subsequent marking of conductors, lettering field size 23 x 5.5 mm, 9-section, 3 individual labels per strip				
	white	**UC-WMC 4,4 (23X5,5)**	**0818195**	10
	red	**UC-WMC 4,4 (23X5,5) RD**	**0818904**	10
	orange	**UC-WMC 4,4 (23X5,5) OG**	**0818878**	10
	yellow	**UC-WMC 4,4 (23X5,5) YE**	**0818881**	10
	violet	**UC-WMC 4,4 (23X5,5) VT**	**0825374**	10
	blue	**UC-WMC 4,4 (23X5,5) BU**	**0818894**	10
	green	**UC-WMC 4,4 (23X5,5) GN**	**0818917**	10
UniCard, for subsequent marking of conductors, lettering field size 30 x 5.5 mm, 9-section, 3 individual labels per strip				
	white	**UC-WMC 4,4 (30X5,5)**	**0819657**	10
	red	**UC-WMC 4,4 (30X5,5) RD**	**0820882**	10
	orange	**UC-WMC 4,4 (30X5,5) OG**	**0823944**	10
	yellow	**UC-WMC 4,4 (30X5,5) YE**	**0819660**	10
	violet	**UC-WMC 4,4 (30X5,5) VT**	**0825375**	10
	blue	**UC-WMC 4,4 (30X5,5) BU**	**0820879**	10
	green	**UC-WMC 4,4 (30X5,5) GN**	**0823957**	10

Accessories

Magazine, for CMS-P1-PLOTTER			
		P1 UC-MAG 2	**5146082**	1

Clip-on UniCard conductor marking

Markers for conductor diameters from 4.2 to 5.6 mm

Markers for conductor diameters from 5 to 7.5 mm

		Technical data	Technical data
General data			
Can be marked using		BLUEMARK CLED • BLUEMARK LED • CMS-P1-PLOTTER	BLUEMARK CLED • BLUEMARK LED • CMS-P1-PLOTTER
Material		PA	PA
Inflammability class according to UL 94		V2	V2
Temperature range	[°C]	-40 ... 120	-40 ... 120
Wipe resistance		DIN EN 61010-1 (VDE 0411-1)	DIN EN 61010-1 (VDE 0411-1)
Components		Free from silicone and halogen	Free from silicone and halogen
Conductor diameter range	[mm]	4.2 ... 5.6	5 ... 7.5
Conductor cross section range	[mm²]	4 ... 10	6 ... 16
Conductor cross section range	AWG	12 ... 10	10 ... 6

		Ordering data			Ordering data		
Description	Color	Type	Order No.	Pcs. / Pkt.	Type	Order No.	Pcs. / Pkt.
UniCard, for subsequent marking of conductors, lettering field size 23 x 8 mm, 6-section, 2 individual labels per strip							
	white	**UC-WMC 5,6 (23X8)**	**0825382**	5	**UC-WMC 7,5 (23X8)**	**0818179**	5
	red	**UC-WMC 5,6 (23X8) RD**	**0825387**	5	**UC-WMC 7,5 (23X8) RD**	**0819039**	5
	orange	**UC-WMC 5,6 (23X8) OG**	**0825385**	5	**UC-WMC 7,5 (23X8) OG**	**0818920**	5
	yellow	**UC-WMC 5,6 (23X8) YE**	**0825386**	5	**UC-WMC 7,5 (23X8) YE**	**0818933**	5
	violet	**UC-WMC 5,6 (23X8) VT**	**0825388**	5	**UC-WMC 7,5 (23X8) VT**	**0825376**	5
	blue	**UC-WMC 5,6 (23X8) BU**	**0825383**	5	**UC-WMC 7,5 (23X8) BU**	**0818946**	5
	green	**UC-WMC 5,6 (23X8) GN**	**0825384**	5	**UC-WMC 7,5 (23X8) GN**	**0818959**	5
UniCard, for subsequent marking of conductors, lettering field size 30 x 8 mm, 6-section, 2 individual labels per strip							
	white	**UC-WMC 5,6 (30X8)**	**0825396**	5	**UC-WMC 7,5 (30X8)**	**0819673**	5
	red	**UC-WMC 5,6 (30X8) RD**	**0825401**	5	**UC-WMC 7,5 (30X8) RD**	**0820963**	5
	orange	**UC-WMC 5,6 (30X8) OG**	**0825399**	5	**UC-WMC 7,5 (30X8) OG**	**0823724**	5
	yellow	**UC-WMC 5,6 (30X8) YE**	**0825400**	5	**UC-WMC 7,5 (30X8) YE**	**0819686**	5
	violet	**UC-WMC 5,6 (30X8) VT**	**0825402**	5	**UC-WMC 7,5 (30X8) VT**	**0825377**	5
	blue	**UC-WMC 5,6 (30X8) BU**	**0825397**	5	**UC-WMC 7,5 (30X8) BU**	**0820950**	5
	green	**UC-WMC 5,6 (30X8) GN**	**0825398**	5	**UC-WMC 7,5 (30X8) GN**	**0823708**	5

	Accessories			Accessories		
Magazine, for CMS-P1-PLOTTER						
	P1 UC-MAG 3	**5146095**	1	**P1 UC-MAG 3**	**5146095**	1

UniCard slide-on conductor marking

- The UC-WMCO ... UniCard marking range includes slide-on markers for the subsequent marking of conductors. They can be slid on easily using the UC-WMCO ... TOOL
- The markers, which are supplied in uniform sheets, can be marked quickly and easily using the BLUEMARK or plotter
- The format automatically ensures printing with a high level of positional accuracy
- Large-surface marking in a space-saving design

Markers for conductor diameters from 1.3 to 1.6 mm

Markers for conductor diameters from 1.6 to 2.1 mm

		Technical data	Technical data
General data			
Can be marked using		BLUEMARK CLED • BLUEMARK LED • CMS-P1-PLOTTER	BLUEMARK CLED • BLUEMARK LED • CMS-P1-PLOTTER
Material		PA	PA
Inflammability class according to UL 94		V2	V2
Temperature range	[°C]	-40 ... 120	-40 ... 120
Components		Free from silicone and halogen	Free from silicone and halogen
Conductor diameter range	[mm]	1.3 ... 1.6	1.6 ... 2.1
Conductor cross section range	[mm²]	0.25 ... 0.5	0.5 ... 0.75

		Ordering data			Ordering data		
Description	Color	Type	Order No.	Pcs. / Pkt.	Type	Order No.	Pcs. / Pkt.
UniCard, for subsequent marking of conductors, lettering field size 12 x 3 mm, 40-section, 10 individual labels per strip							
	white	**UC-WMCO 1,6 (12X3)**	**0827092**	10	**UC-WMCO 2,1 (12X3)**	**0827120**	10
	red	**UC-WMCO 1,6 (12X3) RD**	**0827516**	10	**UC-WMCO 2,1 (12X3) RD**	**0827540**	10
	orange	**UC-WMCO 1,6 (12X3) OG**	**0827517**	10	**UC-WMCO 2,1 (12X3) OG**	**0827541**	10
	yellow	**UC-WMCO 1,6 (12X3) YE**	**0827513**	10	**UC-WMCO 2,1 (12X3) YE**	**0827537**	10
	violet	**UC-WMCO 1,6 (12X3) VT**	**0827518**	10	**UC-WMCO 2,1 (12X3) VT**	**0827542**	10
	blue	**UC-WMCO 1,6 (12X3) BU**	**0827514**	10	**UC-WMCO 2,1 (12X3) BU**	**0827538**	10
	green	**UC-WMCO 1,6 (12X3) GN**	**0827515**	10	**UC-WMCO 2,1 (12X3) GN**	**0827539**	10
UniCard, for subsequent marking of conductors, lettering field size 21 x 3 mm, 40-section, 10 individual labels per strip							
	white	**UC-WMCO 1,6 (21X3)**	**0827106**	10	**UC-WMCO 2,1 (21X3)**	**0827134**	10
	red	**UC-WMCO 1,6 (21X3) RD**	**0827528**	10	**UC-WMCO 2,1 (21X3) RD**	**0827552**	10
	orange	**UC-WMCO 1,6 (21X3) OG**	**0827529**	10	**UC-WMCO 2,1 (21X3) OG**	**0827553**	10
	yellow	**UC-WMCO 1,6 (21X3) YE**	**0827525**	10	**UC-WMCO 2,1 (21X3) YE**	**0827549**	10
	violet	**UC-WMCO 1,6 (21X3) VT**	**0827530**	10	**UC-WMCO 2,1 (21X3) VT**	**0827554**	10
	blue	**UC-WMCO 1,6 (21X3) BU**	**0827526**	10	**UC-WMCO 2,1 (21X3) BU**	**0807550**	10
	green	**UC-WMCO 1,6 (21X3) GN**	**0827527**	10	**UC-WMCO 2,1 (21X3) GN**	**0827551**	10

	Accessories			Accessories		
Magazine, for CMS-P1-PLOTTER	**P1 UC-MAG 7**	**5146568**	1	**P1 UC-MAG 7**	**5146568**	1
Assembly tool, for easily sliding on UC–WMCO 1,6 and UC–WMCO 2,1 conductor markers	**UC-WMCO 2,1 TOOL**	**0827803**	10	**UC-WMCO 2,1 TOOL**	**0827803**	10
Assembly tool set, for easily sliding on UC–WMCO 1,6 ... and UC–WMCO 4,9 ... conductor markers	**UC-WMCO TOOL SET**	**0827807**	1	**UC-WMCO TOOL SET**	**0827807**	1

UniCard slide-on conductor marking

Markers for conductor diameters from 2.1 to 2.9 mm

Markers for conductor diameters from 2.9 to 3.6 mm

		Technical data	Technical data
General data			
Can be marked using		BLUEMARK CLED • BLUEMARK LED • CMS-P1-PLOTTER	BLUEMARK CLED • BLUEMARK LED • CMS-P1-PLOTTER
Material		PA	PA
Inflammability class according to UL 94		V2	V2
Temperature range	[°C]	-40 ... 120	-40 ... 120
Components		Free from silicone and halogen	Free from silicone and halogen
Conductor diameter range	[mm]	2.1 ... 2.9	2.9 ... 3.6
Conductor cross section range	[mm²]	0.75 ... 1.5	1.5 ... 2.5

		Ordering data			Ordering data		
Description	Color	Type	Order No.	Pcs. / Pkt.	Type	Order No.	Pcs. / Pkt.
UniCard, for subsequent marking of conductors, lettering field size 12 x 3.5 mm, 40-section, 10 individual labels per strip							
	white	**UC-WMCO 2,9 (12X3,5)**	**0827148**	10			
	red	**UC-WMCO 2,9 (12X3,5) RD**	**0827564**	10			
	orange	**UC-WMCO 2,9 (12X3,5) OG**	**0827565**	10			
	yellow	**UC-WMCO 2,9 (12X3,5) YE**	**0827561**	10			
	violet	**UC-WMCO 2,9 (12X3,5) VT**	**0827566**	10			
	blue	**UC-WMCO 2,9 (12X3,5) BU**	**0827562**	10			
	green	**UC-WMCO 2,9 (12X3,5) GN**	**0827563**	10			
UniCard, for subsequent marking of conductors, lettering field size 21 x 3.5 mm, 40-section, 10 individual labels per strip							
	white	**UC-WMCO 2,9 (21X3,5)**	**0827162**	10			
	red	**UC-WMCO 2,9 (21X3,5) RD**	**0827576**	10			
	orange	**UC-WMCO 2,9 (21X3,5) OG**	**0827577**	10			
	yellow	**UC-WMCO 2,9 (21X3,5) YE**	**0827573**	10			
	violet	**UC-WMCO 2,9 (21X3,5) VT**	**0827578**	10			
	blue	**UC-WMCO 2,9 (21X3,5) BU**	**0827574**	10			
	green	**UC-WMCO 2,9 (21X3,5) GN**	**0827575**	10			
UniCard, for subsequent marking of conductors, lettering field size 12 x 4.5 mm, 32-section, 8 individual labels per strip							
	white				**UC-WMCO 3,6 (12X4,5)**	**0827176**	10
	red				**UC-WMCO 3,6 (12X4,5) RD**	**0827588**	10
	orange				**UC-WMCO 3,6 (12X4,5) OG**	**0827589**	10
	yellow				**UC-WMCO 3,6 (12X4,5) YE**	**0827585**	10
	violet				**UC-WMCO 3,6 (12X4,5) VT**	**0827590**	10
	blue				**UC-WMCO 3,6 (12X4,5) BU**	**0827586**	10
	green				**UC-WMCO 3,6 (12X4,5) GN**	**0827587**	10
UniCard, for subsequent marking of conductors, lettering field size 21 x 4.5 mm, 32-section, 8 individual labels per strip							
	white				**UC-WMCO 3,6 (21X4,5)**	**0827190**	10
	red				**UC-WMCO 3,6 (21X4,5) RD**	**0827600**	10
	orange				**UC-WMCO 3,6 (21X4,5) OG**	**0827601**	10
	yellow				**UC-WMCO 3,6 (21X4,5) YE**	**0827597**	10
	violet				**UC-WMCO 3,6 (21X4,5) VT**	**0827602**	10
	blue				**UC-WMCO 3,6 (21X4,5) BU**	**0827598**	10
	green				**UC-WMCO 3,6 (21X4,5) GN**	**0827599**	10

	Accessories			Accessories		
Magazine, for CMS-P1-PLOTTER	**P1 UC-MAG 7**	**5146568**	1	**P1 UC-MAG 7**	**5146568**	1
Assembly tool, for easily sliding on UC–WMCO 2,9 ... and UC–WMCO 3,6 ... conductor markers	**UC-WMCO 3,6 TOOL**	**0827804**	10	**UC-WMCO 3,6 TOOL**	**0827804**	10
Assembly tool set, for easily sliding on UC–WMCO 1,6 ... and UC–WMCO 4,9 ... conductor markers	**UC-WMCO TOOL SET**	**0827807**	1	**UC-WMCO TOOL SET**	**0827807**	1

UniCard slide-on conductor marking

- The UC-WMCO ... UniCard marking range includes slide-on markers for the subsequent marking of conductors. They can be slid on easily using the UC-WMCO ... TOOL
- Marking service: Phoenix Contact can custom-mark all UniCard markers in accordance with your requirements
- The markers, which are supplied in uniform sheets, can be marked quickly and easily using the BLUEMARK or plotter

Markers for conductor diameters from 3.6 to 4.9 mm, lettering field size 12 x 5 mm

Markers for conductor diameters from 3.6 to 4.9 mm, lettering field size 21 x 5 mm

Technical data

General data			
Can be marked using		BLUEMARK CLED • BLUEMARK LED • CMS-P1-PLOTTER	BLUEMARK CLED • BLUEMARK LED • CMS-P1-PLOTTER
Material		PA	PA
Inflammability class according to UL 94		V2	V2
Temperature range	[°C]	-40 ... 120	-40 ... 120
Components		Free from silicone and halogen	Free from silicone and halogen
Conductor diameter range	[mm]	3.6 ... 4.9	3.6 ... 4.9
Conductor cross section range	[mm²]	2.5 ... 4	2.5 ... 4

Ordering data

Description	Color	Type	Order No.	Pcs. / Pkt.	Type	Order No.	Pcs. / Pkt.
UniCard, for subsequent marking of conductors, lettering field size 12 x 5 mm, 24-section, 6 individual labels per strip							
	white	**UC-WMCO 4,9 (12X5)**	**0827733**	5			
	red	**UC-WMCO 4,9 (12X5) RD**	**0827737**	5			
	orange	**UC-WMCO 4,9 (12X5) OG**	**0827738**	5			
	yellow	**UC-WMCO 4,9 (12X5) YE**	**0827734**	5			
	violet	**UC-WMCO 4,9 (12X5) VT**	**0827739**	5			
	blue	**UC-WMCO 4,9 (12X5) BU**	**0827735**	5			
	green	**UC-WMCO 4,9 (12X5) GN**	**0827736**	5			
UniCard, for subsequent marking of conductors, lettering field size 21 x 5 mm, 24-section, 6 individual labels per strip							
	white				**UC-WMCO 4,9 (21X5)**	**0827747**	5
	red				**UC-WMCO 4,9 (21X5) RD**	**0827751**	5
	orange				**UC-WMCO 4,9 (21X5) OG**	**0827752**	5
	yellow				**UC-WMCO 4,9 (21X5) YE**	**0827748**	5
	violet				**UC-WMCO 4,9 (21X5) VT**	**0827753**	5
	blue				**UC-WMCO 4,9 (21X5) BU**	**0827749**	5
	green				**UC-WMCO 4,9 (21X5) GN**	**0827750**	5

Accessories

Magazine, for CMS-P1-PLOTTER	**P1 UC-MAG 7**	**5146568**	1	**P1 UC-MAG 7**	**5146568**	1
Assembly tool, for easily sliding on UC–WMCO 4,9 ... conductor markers	**UC-WMCO 5,8 TOOL**	**0827805**	10	**UC-WMCO 5,8 TOOL**	**0827805**	10
Assembly tool set, for easily sliding on UC–WMCO 1,6 ... and UC–WMCO 4,9 ... conductor markers	**UC-WMCO TOOL SET**	**0827807**	1	**UC-WMCO TOOL SET**	**0827807**	1

Conductor marking with ferrules that can be marked

- Ferrules can be marked with BLUEMARK
- Crimping and marking in one step
- Highly resistant and optimum printing quality, thanks to modern UV printing technology
- Ferrules made from electrolytic copper
- Electrogalvanized
- Corresponding crimping pliers can be found on page 389

Can be marked using:

UV

UV LED technology

Ferrules for conductors with a cross section of 0.5 to 2.5 mm², lettering field size: 15 x 4 mm

EAC

Technical data

General data	
Can be marked using	BLUEMARK CLED • BLUEMARK LED
Material / coating	E-CU / tin-plated (galvanic)
Temperature range [°C]	-40 ... 120
Components	Free from silicone and halogen

Ordering data

Description	Color	Type	Order No.	Pcs. / Pkt.
Ferrules, with plastic sleeve that can be marked, color range according to **DIN 46228-4: 1990-09**				
20 pcs., 0.5 mm² cross section	white	**AI-WM 0,5-8 WH**	**3240542**	780
20 pcs., 0.75 mm² cross section	gray	**AI-WM 0,75-8 GY**	**3240543**	780
20 pcs., 1.0 mm² cross section	red	**AI-WM 1-8 RD**	**3240544**	780
20 pcs., 1.5 mm² cross section	white	**AI-WM 1,5-8 WH**	**3240545**	780
20 pcs., 2.5 mm² cross section	blue	**AI-WM 2,5-8 BU**	**3240572**	528

Accessories

Magazine for BLUEMARK printer, for accommodating ferrules with insulating collar that can be marked			
For 0.5 – 1.5 mm²		**BLUEMARK MAG AI-WM**	**5146567**	1
For 2.5 mm²		**BLUEMARK MAG AI-WM 2,5**	**5146640**	1



UniCard conductor marking for marking collars



Can be marked using:

UV LED technology

Plotter

Marker with lettering field size 10 x 4 mm to 18 x 4 mm

- The UC–WMT ... UniCard marking range includes markers for conductor marking with marking collars from the PATG/PATO ... system; see page 214
- The markers, which are supplied in uniform sheets, can be marked quickly and easily using the BLUEMARK
- The format automatically ensures printing with a high level of positional accuracy
- Marked insert strips are simply inserted into the collars. This protects the marking against contamination
- To simplify mounting, the insert labels are arranged on UniCard sheets so that they can be separated branch by branch
- The sheets provide space to include function texts
- Marking service: Phoenix Contact can custom-mark all UniCard markers in accordance with your requirements

Notes:

PATG/PATO ... system, see page 214.

Technical data

General data		
Can be marked using		BLUEMARK CLED • BLUEMARK LED • CMS-P1-PLOTTER
Material		PA
Inflammability class according to UL 94		V2
Temperature range	[°C]	-40 ... 120
Components		Free from silicone and halogen

Ordering data

Description	Color	Type	Order No.	Pcs. / Pkt.
UniCard, with insert strips for PATG and PATO marking collars, for lettering field size 10 x 4 mm, 48-section, 8 individual labels per strip				
	white	**UC-WMT (10X4)**	**0819372**	10
	red	**UC-WMT (10X4) RD**	**0821001**	10
	orange	**UC-WMT (10X4) OG**	**0823986**	10
	yellow	**UC-WMT (10X4) YE**	**0819385**	10
	violet	**UC-WMT (10X4) VT**	**0825360**	10
	blue	**UC-WMT (10X4) BU**	**0820992**	10
	green	**UC-WMT (10X4) GN**	**0823999**	10
UniCard, with insert strips for PATG and PATO marking collars, for lettering field size 12 x 4 mm, 32-section, 8 individual labels per strip				
	white	**UC-WMT (12X4)**	**0823517**	10
	red	**UC-WMT (12X4) RD**	**0823614**	10
	orange	**UC-WMT (12X4) OG**	**0823588**	10
	yellow	**UC-WMT (12X4) YE**	**0823591**	10
	violet	**UC-WMT (12X4) VT**	**0825378**	10
	blue	**UC-WMT (12X4) BU**	**0823575**	10
	green	**UC-WMT (12X4) GN**	**0823601**	10
UniCard, with insert strips for PATG and PATO marking collars, for lettering field size 15 x 4 mm, 32-section, 8 individual labels per strip				
	white	**UC-WMT (15X4)**	**0819398**	10
	red	**UC-WMT (15X4) RD**	**0821043**	10
	orange	**UC-WMT (15X4) OG**	**0824037**	10
	yellow	**UC-WMT (15X4) YE**	**0819408**	10
	violet	**UC-WMT (15X4) VT**	**0825361**	10
	blue	**UC-WMT (15X4) BU**	**0821030**	10
	green	**UC-WMT (15X4) GN**	**0824040**	10
UniCard, with insert strips for PATG and PATO marking collars, for lettering field size 18 x 4 mm, 24-section, 8 individual labels per strip				
	white	**UC-WMT (18X4)**	**0820293**	10
	red	**UC-WMT (18X4) RD**	**0821085**	10
	orange	**UC-WMT (18X4) OG**	**0824079**	10
	yellow	**UC-WMT (18X4) YE**	**0820303**	10
	violet	**UC-WMT (18X4) VT**	**0825362**	10
	blue	**UC-WMT (18X4) BU**	**0821072**	10
	green	**UC-WMT (18X4) GN**	**0824082**	10

Accessories

Magazine, for CMS-P1-PLOTTER	**P1 UC-MAG 4**	**5146105**	1



UniCard conductor marking for marking collars

Marker with lettering field size 23 x 4 mm

Marker with lettering field size 30 x 4 mm

Technical data

General data			
Can be marked using		BLUEMARK CLED • BLUEMARK LED • CMS-P1-PLOTTER	BLUEMARK CLED • BLUEMARK LED • CMS-P1-PLOTTER
Material		PA	PA
Inflammability class according to UL 94		V2	V2
Temperature range	[°C]	-40 ... 120	-40 ... 120
Components		Free from silicone and halogen	Free from silicone and halogen

Ordering data

Description	Color	Type	Order No.	Pcs. / Pkt.	Type	Order No.	Pcs. / Pkt.
UniCard, with insert strips for PATG and PATO marking collars, for lettering field size 23 x 4 mm, 24-section, 8 individual labels strip							
	white	**UC-WMT (23X4)**	**0819411**	10			
	red	**UC-WMT (23X4) RD**	**0821124**	10			
	orange	**UC-WMT (23X4) OG**	**0824118**	10			
	yellow	**UC-WMT (23X4) YE**	**0819424**	10			
	violet	**UC-WMT (23X4) VT**	**0825363**	10			
	blue	**UC-WMT (23X4) BU**	**0821111**	10			
	green	**UC-WMT (23X4) GN**	**0824121**	10			
	silver	**UC-WMT (23X4) SR**	**0802719**	10			
UniCard sheet, with insert strips for PATG and PATO marking collars, for lettering field size 30 x 4 mm, 24-section, 8 individual labels strip							
	white				**UC-WMT (30X4)**	**0819437**	10
	red				**UC-WMT (30X4) RD**	**0821166**	10
	orange				**UC-WMT (30X4) OG**	**0824150**	10
	yellow				**UC-WMT (30X4) YE**	**0819440**	10
	violet				**UC-WMT (30X4) VT**	**0825364**	10
	blue				**UC-WMT (30X4) BU**	**0821153**	10
	green				**UC-WMT (30X4) GN**	**0824163**	10

Accessories

Magazine, for CMS-P1-PLOTTER						
	P1 UC-MAG 4	**5146105**	1	**P1 UC-MAG 4**	**5146105**	1

UniCard cable marking for assembly with cable binders

Can be marked using:

UV LED technology

Plotter

Markers for cable diameters > 7 mm

- The UC-WMTB ... and UC-WMTBA ... UniCard marking range includes markers that can be secured using standard cable binders
- The markers, which are supplied in uniform sheets, can be marked quickly and easily using the BLUEMARK
- The format automatically ensures printing with a high level of positional accuracy
- For large-surface marking of conductors and cables > 7 mm in diameter
- The sheets provide space to include function texts
- Marking service: Phoenix Contact can custom-mark all UniCard markers in accordance with your requirements

Notes:

For more cable markers for fixing with cable binders, visit: phoenixcontact.net/products

For corresponding cable binders, see from page 588.

Technical data

General data		
Can be marked using		BLUEMARK CLED • BLUEMARK LED • CMS-P1-PLOTTER
Material		PA
Inflammability class according to UL 94		V2
Temperature range	[°C]	-40 ... 120
Components		Free from silicone and halogen
Cable diameter range	[mm]	> 7
Cable cross section range	[mm²]	> 16

Ordering data

Description	Color	Type	Order No.	Pcs. / Pkt.
UniCard, for mounting with two cable binders, lettering field size: 44 x 15 mm, 4-section, 1 individual label per strip				
	white	**UC-WMTB (44X15)**	**0828376**	10
	red	**UC-WMTB (44X15) RD**	**0828377**	10
	orange	**UC-WMTB (44X15) OG**	**0828378**	10
	yellow	**UC-WMTB (44X15) YE**	**0828379**	10
	violet	**UC-WMTB (44X15) VT**	**0828380**	10
	blue	**UC-WMTB (44X15) BU**	**0828381**	10
	green	**UC-WMTB (44X15) GN**	**0828382**	10
	silver	**UC-WMTB (44X15) SR**	**0828383**	10
	brown	**UC-WMTB (44X15) BN**	**0828384**	10
UniCard, for mounting with one cable binder				
3-section, lettering field size: 52 x 30 mm	white	**UC-WMTB (52X30)**	**5775288**	10
2-section, lettering field size: 52 x 50 mm	white	**UC-WMTB (52X50)**	**5775289**	10

Accessories

Magazine, for CMS-P1-PLOTTER		
P1 UC-MAG 6	**5146121**	1

UniCard cable marking for assembly with cable binders

Notes:
Cable binders can be used for UC-WMTBA... up to a width of 5 mm.
For corresponding cable binders, see from page 588.

Markers for cable diameters > 4 mm

Markers for cable diameters > 6 mm

		Technical data	Technical data
General data			
Can be marked using		BLUEMARK CLED • BLUEMARK LED • CMS-P1-PLOTTER	BLUEMARK CLED • BLUEMARK LED • CMS-P1-PLOTTER
Material		PA	PA
Inflammability class according to UL 94		V2	V2
Temperature range	[°C]	-40 ... 120	-40 ... 120
Components		Free from silicone and halogen	Free from silicone and halogen
Cable diameter range	[mm]	> 4	> 6

		Ordering data			Ordering data		
Description	Color	Type	Order No.	Pcs. / Pkt.	Type	Order No.	Pcs. / Pkt.
UniCard, for assembly with cable binders, lettering field size 24 x 5 mm, 12-section, 4 individual labels per strip							
	white	**UC-WMTBA (24X5)**	**0820426**	10			
	red	**UC-WMTBA (24X5) RD**	**0820565**	10			
	orange	**UC-WMTBA (24X5) OG**	**0825342**	10			
	yellow	**UC-WMTBA (24X5) YE**	**0820439**	10			
	violet	**UC-WMTBA (24X5) VT**	**0825344**	10			
	blue	**UC-WMTBA (24X5) BU**	**0820552**	10			
	green	**UC-WMTBA (24X5) GN**	**0825343**	10			
UniCard, for assembly with cable binders, lettering field size 29 x 6 mm, 12-section, 4 individual labels per strip							
	white				**UC-WMTBA (29X8)**	**0820183**	10
	red				**UC-WMTBA (29X8) RD**	**0820604**	10
	orange				**UC-WMTBA (29X8) OG**	**0825345**	10
	yellow				**UC-WMTBA (29X8) YE**	**0820390**	10
	violet				**UC-WMTBA (29X8) VT**	**0825347**	10
	blue				**UC-WMTBA (29X8) BU**	**0820594**	10
	green				**UC-WMTBA (29X8) GN**	**0825346**	10
	silver				**UC-WMTBA (29X8) SR**	**0802749**	10
UniCard, for assembly with cable binders, lettering field size 60 x 11 mm, 4-section, 1 individual label per strip							
	white				**UC-WMTBA (60X11)**	**0820468**	10
	red				**UC-WMTBA (60X11) RD**	**0820646**	10
	orange				**UC-WMTBA (60X11) OG**	**0825348**	10
	yellow				**UC-WMTBA (60X11) YE**	**0820471**	10
	violet				**UC-WMTBA (60X11) VT**	**0825350**	10
	blue				**UC-WMTBA (60X11) BU**	**0820633**	10
	green				**UC-WMTBA (60X11) GN**	**0825349**	10

	Accessories			Accessories		
Magazine, for CMS-P1-PLOTTER	**P1 UC-MAG 1**	**5146079**	1	**P1 UC-MAG 1**	**5146079**	1

UniCard conductor marking for marking collars



- The UCT–WMT ... UniCard marking range includes markers for conductor marking with marking collars from the PATG/PATO ... system; see page 214
- The markers, which are supplied in uniform sheets, can be marked quickly and easily using the BLUEMARK, TOPMARK LASER, and THERMOMARK CARD
- The format automatically ensures printing with a high level of positional accuracy
- Marked insert strips are simply inserted into the collars. This protects the marking against contamination
- To simplify mounting, the insert labels are arranged on UniCard sheets so that they can be separated branch by branch
- The sheets provide space to include function texts
- Marking service: Phoenix Contact can custom-mark all UniCard markers in accordance with your requirements

Notes:

PATG/PATO ... system, see page 214.



Can be marked using:

Thermal transfer for sheets and cards

UV LED technology

Direct laser marking

Marker with lettering field size from 10 x 4 mm to 18 x 4 mm

Technical data

General data	
Can be marked using	THERMOMARK CARD • BLUEMARK CLED • BLUEMARK LED • TOPMARK LASER
Material	PC V0
Inflammability class according to UL 94	V0
Temperature range [°C]	-40 ... 120
Components	Free from silicone and halogen

Ordering data

Description	Color	Type	Order No.	Pcs. / Pkt.
UniCard, with insert strips for PATG and PATO marking collars, with lettering field size 10 x 4 mm, 60-section				
	white	**UCT-WMT (10X4)**	**0801430**	10
	red	**UCT-WMT (10X4) RD**	**0801433**	10
	orange	**UCT-WMT (10X4) OG**	**0801434**	10
	yellow	**UCT-WMT (10X4) YE**	**0801431**	10
	violet	**UCT-WMT (10X4) VT**	**0801436**	10
	blue	**UCT-WMT (10X4) BU**	**0801437**	10
	green	**UCT-WMT (10X4) GN**	**0801435**	10
UniCard, with insert strips for PATG and PATO marking collars, with lettering field size 12 x 4 mm, 50-section				
	white	**UCT-WMT (12X4)**	**0801438**	10
	red	**UCT-WMT (12X4) RD**	**0801440**	10
	orange	**UCT-WMT (12X4) OG**	**0801441**	10
	yellow	**UCT-WMT (12X4) YE**	**0801439**	10
	violet	**UCT-WMT (12X4) VT**	**0801443**	10
	blue	**UCT-WMT (12X4) BU**	**0801444**	10
	green	**UCT-WMT (12X4) GN**	**0801442**	10
UniCard, with insert strips for PATG and PATO marking collars, with lettering field size 15 x 4 mm, 50-section				
	white	**UCT-WMT (15X4)**	**0801446**	10
	red	**UCT-WMT (15X4) RD**	**0801448**	10
	orange	**UCT-WMT (15X4) OG**	**0801449**	10
	yellow	**UCT-WMT (15X4) YE**	**0801447**	10
	violet	**UCT-WMT (15X4) VT**	**0801451**	10
	blue	**UCT-WMT (15X4) BU**	**0801452**	10
	green	**UCT-WMT (15X4) GN**	**0801450**	10
UniCard, with insert strips for PATG and PATO marking collars, with lettering field size 18 x 4 mm, 40-section				
	white	**UCT-WMT (18X4)**	**0801462**	10
	red	**UCT-WMT (18X4) RD**	**0801464**	10
	orange	**UCT-WMT (18X4) OG**	**0801465**	10
	yellow	**UCT-WMT (18X4) YE**	**0801463**	10
	violet	**UCT-WMT (18X4) VT**	**0801467**	10
	blue	**UCT-WMT (18X4) BU**	**0801468**	10
	green	**UCT-WMT (18X4) GN**	**0801466**	10

Accessories

Magazine, for THERMOMARK CARD ..., for accommodating UCT-WMT ... sheets, UCT-EM (17X10)	**THERMOMARK CARD-UCT-MAG7**	**0801734**	1

UniCard conductor marking for marking collars

Marker with lettering field size 23 x 4 mm/30 x 4 mm

Technical data

General data		
Can be marked using		THERMOMARK CARD • BLUEMARK CLED • BLUEMARK LED • TOPMARK LASER
Material		PC V0
Inflammability class according to UL 94		V0
Temperature range	[°C]	-40 ... 120
Components		Free from silicone and halogen

Ordering data

Description	Color	Type	Order No.	Pcs. / Pkt.
UniCard, with insert strips for PATG and PATO marking collars, with lettering field size 23 x 4 mm				
	white	**UCT-WMT (23X4)**	**0801453**	10
	red	**UCT-WMT (23X4) RD**	**0801455**	10
	orange	**UCT-WMT (23X4) OG**	**0801456**	10
	yellow	**UCT-WMT (23X4) YE**	**0801454**	10
	violet	**UCT-WMT (23X4) VT**	**0801459**	10
	blue	**UCT-WMT (23X4) BU**	**0801460**	10
	green	**UCT-WMT (23X4) GN**	**0801457**	10
UniCard, with insert strips for PATG and PATO marking collars, with lettering field size 30 x 4 mm				
	white	**UCT-WMT (30X4)**	**0801422**	10
	red	**UCT-WMT (30X4) RD**	**0801424**	10
	orange	**UCT-WMT (30X4) OG**	**0801425**	10
	yellow	**UCT-WMT (30X4) YE**	**0801423**	10
	violet	**UCT-WMT (30X4) VT**	**0801427**	10
	blue	**UCT-WMT (30X4) BU**	**0801428**	10
	green	**UCT-WMT (30X4) GN**	**0801426**	10

Accessories

Magazine, for THERMOMARK CARD ..., for accommodating UCT-WMT ... sheets, UCT-EM (17X10)	**THERMOMARK CARD-UCT-MAG7**	**0801734**	1

UniCard slide-on conductor marking

- The UCT-WMS ... UniCard marking range includes markers that can be slid onto conductors
- The markers, which are supplied in uniform sheets, can be marked quickly and easily using the TOPMARK LASER, THERMOMARK CARD, and the BLUEMARK CLED
- The format automatically ensures printing with a high level of positional accuracy
- The markers support multiline marking
- The sheets provide space to include function texts
- Marking service: Phoenix Contact can custom-mark all UniCard markers in accordance with your requirements

Can be marked using:

Thermal transfer for sheets and cards

UV LED technology

Direct laser marking

Marker for conductor diameters of 1.5 to 4.7 mm

Technical data

General data		
Can be marked using		THERMOMARK CARD • BLUEMARK CLED • BLUEMARK LED • TOPMARK LASER
Material		PC V0
Inflammability class according to UL 94		V0
Temperature range	[°C]	-40 ... 120
Components		Free from silicone and halogen

Ordering data

Description	Color	Type	Order No.	Pcs. / Pkt.
UniCard, for marking conductors with a diameter of 1.5 - 3.2 mm				
55-section, lettering field size: 12 x 4 mm	white	**UCT-WMS 3,2 (12X4)**	**0828570**	8
	yellow	**UCT-WMS 3,2 (12X4) YE**	**0828572**	8
45-section, lettering field size: 12 x 5.5 mm, for conductors with a diameter of 2.5 - 4.7 mm	white	**UCT-WMS 4,7 (12X5,5)**	**0828571**	6
	yellow	**UCT-WMS 4,7 (12X5,5) YE**	**0828573**	6

Accessories

Magazine, for THERMOMARK CARD ..., for accommodating: UCT–WMS ...		**THERMOMARK CARD-UCT-MAG3**	**5146613**	1



Clip-on UniCard conductor marking

- The UCT-WMCO ... UniCard marking range includes markers for the subsequent marking of conductors by clipping on
- Secure tight fit even in the event of vibrations
- The markers, which are supplied in uniform sheets, can be marked quickly and easily with the TOPMARK LASER, THERMOMARK CARD, and the BLUEMARK... printers
- The format automatically ensures printing with a high level of positional accuracy
- Large-surface marking in a space-saving design
- The sheets provide space to include function texts
- Marking service: Phoenix Contact can custom-mark all UniCard markers in accordance with your requirements



Can be marked using:

Thermal transfer for sheets and cards

UV LED technology

Direct laser marking

Markers for conductor diameters from 2 to 4.7 mm

Technical data

General data		
Can be marked using		THERMOMARK CARD • BLUEMARK CLED • BLUEMARK LED • TOPMARK LASER
Material		PC
Inflammability class according to UL 94		V0
Temperature range	[°C]	-40 ... 120
Wipe resistance		DIN EN 61010-1 (VDE 0411-1)
Components		free from silicone, halogen, and cadmium

Ordering data

Description	Color	Type	Order No.	Pcs. / Pkt.
UniCard, for subsequent marking of conductors, conductor diameter 2 - 2.9 mm				
Lettering field size: 12 x 4 mm	white	**UCT-WMCO 2,9 (12X4)**	**0830780**	9
	yellow	**UCT-WMCO 2,9 (12X4) YE**	**0831204**	9
Lettering field size: 18 x 4 mm	white	**UCT-WMCO 2,9 (18X4)**	**0830781**	9
	yellow	**UCT-WMCO 2,9 (18X4) YE**	**0831205**	9
UniCard, for subsequent marking of conductors, conductor diameter 2.9 - 3.5 mm				
Lettering field size: 12 x 4 mm	white	**UCT-WMCO 3,5 (12X4)**	**0830782**	7
	yellow	**UCT-WMCO 3,5 (12X4) YE**	**0831206**	7
Lettering field size: 18 x 4 mm	white	**UCT-WMCO 3,5 (18X4)**	**0830783**	7
	yellow	**UCT-WMCO 3,5 (18X4) YE**	**0831207**	7
UniCard, for subsequent marking of conductors, conductor diameter 3.5 - 4.1 mm				
Lettering field size: 12 x 4 mm	white	**UCT-WMCO 4,1 (12X4)**	**0830784**	6
	yellow	**UCT-WMCO 4,1 (12X4) YE**	**0831208**	6
Lettering field size: 18 x 4 mm	white	**UCT-WMCO 4,1 (18X4)**	**0830785**	6
	yellow	**UCT-WMCO 4,1 (18X4) YE**	**0831209**	6
UniCard, for subsequent marking of conductors, conductor diameter 4.1 - 4.7 mm				
Lettering field size: 12 x 4 mm	white	**UCT-WMCO 4,7 (12X4)**	**0830786**	6
	yellow	**UCT-WMCO 4,7 (12X4) YE**	**0831210**	6
Lettering field size: 18 x 4 mm	white	**UCT-WMCO 4,7 (18X4)**	**0830787**	6
	yellow	**UCT-WMCO 4,7 (18X4) YE**	**0831211**	6

Accessories

Magazine, for THERMOMARK CARD ..., for accommodating: UCT–WMCO ...(12 x 4)	**THERMOMARK CARD-UCT-MAG25**	**0802935**	1
Magazine for the THERMOMARK CARD printer, for accommodating: UCT sheets (UCT-WMCO...(18 x 4))	**THERMOMARK CARD-UCT-MAG28**	**0803205**	1

UniCard cable marking for assembly with cable binders

Can be marked using:

Thermal transfer for sheets and cards

UV LED technology

Direct laser marking

Markers for cable diameters > 5mm

- The UCT-WMTBA ... UniCard marking range includes markers that can be secured using standard cable binders
- The markers, which are supplied in uniform sheets, can be marked quickly, easily, and precisely using the TOPMARK LASER, THERMOMARK CARD, and the BLUEMARK ...
- The format automatically ensures printing with a high level of positional accuracy
- For large-surface marking of conductors and cables > 5 mm in diameter
- The sheets provide space to include function texts
- Thanks to their angular shape, the markers fit perfectly onto cables
- Marking service: Phoenix Contact can custom-mark all UniCard markers in accordance with your requirements

Notes:
For cable binders up to 5 mm wide.
For matching cable binders, see page 588 onwards or the product area on our website at phoenixcontact.net/products.

Technical data

General data		
Can be marked using		THERMOMARK CARD • BLUEMARK CLED • BLUEMARK LED • TOPMARK LASER
Material		PC
Inflammability class according to UL 94		V0
Temperature range	[°C]	-40 ... 120
Components		free from silicone, halogen, and cadmium

Ordering data

Description	Color	Type	Order No.	Pcs. / Pkt.
UniCard, for assembly with cable binders, for conductor diameters > 5 mm, 15-section, 5 individual labels per strip				
Lettering field size: 24 x 4 mm	white	**UCT-WMTBA (24X4)**	**1014082**	10
	yellow	**UCT-WMTBA (24X4) YE**	**1014083**	10
UniCard, for assembly with cable binders, for conductor diameters > 6 mm, 12-section, 4 individual labels per strip				
Lettering field size: 29 x 6 mm	white	**UCT-WMTBA (29X6)**	**1014084**	10
	yellow	**UCT-WMTBA (29X6) YE**	**1014085**	10
UniCard, for assembly with cable binders, for conductor diameters > 6 mm, 3-section, 1 individual label per strip				
Lettering field size: 40 x 17 mm	white	**UCT-WMTBA (40X17)**	**1014086**	10
Lettering field size: 40 x 17 mm	white	**UCT-WMTBA (40X17)**	**1014086**	10

Accessories

Magazine, for THERMOMARK CARD ..., for accommodating: UCT–WMTBA ...		**THERMOMARK CARD-UCT-MAG27**	**0802989**	1

UniCard cable marking for assembly with cable binders

new

Can be marked using:

Thermal transfer for sheets and cards

UV LED technology

Direct laser marking

Markers for cable diameters > 2.9 mm

- The UCT-WMTB ... UniCard marking range includes markers that can be secured using standard cable binders
- The markers, which are supplied in uniform sheets, can be marked quickly, easily, and precisely using the TOPMARK LASER, THERMOMARK CARD, and the BLUEMARK ...
- The format automatically ensures printing with a high degree of positioning accuracy
- For large-surface marking of conductors and cables > 2.9 mm in diameter
- The sheets provide space to include function texts
- Due to the lateral notches for the cable binders, the markers optimally adjust to smaller cable and conductor diameters > 2.9 mm
- Marking service: Phoenix Contact can custom-mark all UniCard markers in accordance with your requirements

Notes:

For matching cable binders, see page 588 onwards or the product area on our website at phoenixcontact.net/products.

Technical data

General data		
Can be marked using		THERMOMARK CARD • BLUEMARK CLED • BLUEMARK LED • TOPMARK LASER
Material		PC V0
Inflammability class according to UL 94		V0
Temperature range	[°C]	-40 ... 120
Components		Free from silicone and halogen

Ordering data

Description	Color	Type	Order No.	Pcs. / Pkt.
UniCard, for assembly with cable binders, for conductor diameters > 2.9 mm, 6-section, 1 individual label per strip				
Lettering field size: 29 x 8 mm	white	**UCT-WMTB (29X8)**	**0803321**	10
Lettering field size: 29 x 8 mm	blue	**UCT-WMTB (29X8) BU**	**0803324**	10
Lettering field size: 29 x 8 mm	green	**UCT-WMTB (29X8) GN**	**0803325**	10
Lettering field size: 29 x 8 mm	red	**UCT-WMTB (29X8) RD**	**0803323**	10
Lettering field size: 29 x 8 mm	gray	**UCT-WMTB (29X8) GY**	**0803326**	10
Lettering field size: 29 x 8 mm	yellow	**UCT-WMTB (29X8) YE**	**0803322**	10

Accessories

Magazine, for THERMOMARK CARD ... for accommodating UCT-EM (10 x 7), UCT-WMTB (29 x 8)		**THERMOMARK CARD-UCT-MAG20**	**0830751**	1

UniSheet conductor marking for marking collars



- The US-WMT ... UniSheet marking range includes markers for conductor marking with marking collars from the PATG/PATO ... system
- The markers, which are supplied as uniform cards, can be printed onto quickly, easily, and cost-effectively using the THERMOMARK CARD
- Marked insert strips are simply inserted into the collars. This protects the marking against contamination
- The perforated marking strips are easy to separate and can be easily fitted
- The sheets provide space to include function texts
- Marking service: Phoenix Contact can custom-mark all UniSheet markers in accordance with your requirements

Notes:

For PATG/PATO... system marking collars, see page 214.

Can be marked using:

Thermal transfer for sheets and cards

Marker with lettering field size 10 x 4 mm

Technical data

General data		
Can be marked using		THERMOMARK CARD
Number of individual labels		112
Number of individual labels per strip		14
Material		PVC
Inflammability class according to UL 94		V0
Temperature range	[°C]	-30 ... 80
Wipe resistance		DIN EN 61010-1 (VDE 0411-1)
Components		Silicone-free

Ordering data

Description	Color	Type	Order No.	Pcs. / Pkt.
UniSheet, with insert strips for PATG and PATO marking collars, 112-section, lettering field size 10 x 4 mm				
	white	**US-WMT (10X4)**	**0828765**	10
	red	**US-WMT (10X4) RD**	**0829273**	10
	orange	**US-WMT (10X4) OG**	**0829274**	10
	yellow	**US-WMT (10X4) YE**	**0828952**	10
	violet	**US-WMT (10X4) VT**	**0829276**	10
	blue	**US-WMT (10X4) BU**	**0829277**	10
	green	**US-WMT (10X4) GN**	**0829278**	10

Accessories

Magazine, for THERMOMARK CARD..., for accommodating all US–materials		**THERMOMARK CARD-US-MAG1**	**5146451**	1



UniSheet conductor marking for marking collars

Marker with lettering field size 12 x 4 to 30 x 4 mm

Technical data

General data		
Can be marked using		THERMOMARK CARD
Number of individual labels per strip		14
Material		PVC
Inflammability class according to UL 94		V0
Temperature range	[°C]	-30 ... 80
Wipe resistance		DIN EN 61010-1 (VDE 0411-1)
Components		Silicone-free

Ordering data

Description	Color	Type	Order No.	Pcs. / Pkt.
UniSheet, with insert strips for PATG and PATO marking collars, 96-section, lettering field size 12 x 4 mm				
	white	**US-WMT (12X4)**	**0828766**	10
	red	**US-WMT (12X4) RD**	**0829280**	10
	orange	**US-WMT (12X4) OG**	**0829281**	10
	yellow	**US-WMT (12X4) YE**	**0828953**	10
	violet	**US-WMT (12X4) VT**	**0829283**	10
	blue	**US-WMT (12X4) BU**	**0829284**	10
	green	**US-WMT (12X4) GN**	**0829285**	10
UniSheet, with insert strips for PATG and PATO marking collars, 84-section, lettering field size 15 x 4 mm				
	white	**US-WMT (15X4)**	**0828767**	10
	red	**US-WMT (15X4) RD**	**0829287**	10
	orange	**US-WMT (15X4) OG**	**0829288**	10
	yellow	**US-WMT (15X4) YE**	**0828954**	10
	violet	**US-WMT (15X4) VT**	**0829290**	10
	blue	**US-WMT (15X4) BU**	**0829291**	10
	green	**US-WMT (15X4) GN**	**0829292**	10
UniSheet, with insert strips for PATG and PATO marking collars, 70-section, lettering field size 18 x 4 mm				
	white	**US-WMT (18X4)**	**0828768**	10
	red	**US-WMT (18X4) RD**	**0829294**	10
	orange	**US-WMT (18X4) OG**	**0829295**	10
	yellow	**US-WMT (18X4) YE**	**0828955**	10
	violet	**US-WMT (18X4) VT**	**0829297**	10
	blue	**US-WMT (18X4) BU**	**0829298**	10
	green	**US-WMT (18X4) GN**	**0829299**	10
UniSheet, with insert strips for PATG and PATO marking collars, 56-section, lettering field size 23 x 4 mm				
	white	**US-WMT (23X4)**	**0828769**	10
	red	**US-WMT (23X4) RD**	**0829301**	10
	orange	**US-WMT (23X4) OG**	**0829302**	10
	yellow	**US-WMT (23X4) YE**	**0828956**	10
	violet	**US-WMT (23X4) VT**	**0829304**	10
	blue	**US-WMT (23X4) BU**	**0829305**	10
	green	**US-WMT (23X4) GN**	**0829306**	10
UniSheet, with insert strips for PATG and PATO marking collars, 42-section, lettering field size 30 x 4 mm				
	white	**US-WMT (30X4)**	**0828770**	10
	red	**US-WMT (30X4) RD**	**0829308**	10
	orange	**US-WMT (30X4) OG**	**0829309**	10
	yellow	**US-WMT (30X4) YE**	**0828957**	10
	violet	**US-WMT (30X4) VT**	**0829311**	10
	blue	**US-WMT (30X4) BU**	**0829312**	10
	green	**US-WMT (30X4) GN**	**0829313**	10

UniSheet conductor marking for assembly with cable binders

- The US-WMTB... UniSheet marking range includes markers that can be secured using standard cable binders
- The markers, which are supplied in uniform sheets, can be printed onto quickly, easily, and cost-effectively using the THERMOMARK CARD
- The perforated marking strips are easy to separate and can be easily fitted
- The sheets provide space to include function texts

Notes:

For corresponding cable binders, see from page 588.

Can be marked using:

Thermal transfer for sheets and cards

Marker for conductor diameters > 13 mm

Technical data

General data		
Can be marked using		THERMOMARK CARD
Material		PVC
Inflammability class according to UL 94		V0
Temperature range	[°C]	-30 ... 80
Wipe resistance		DIN EN 61010-1 (VDE 0411-1)
Components		Silicone-free

Ordering data

Description	Color	Type	Order No.	Pcs. / Pkt.
UniSheet, with markers for attachment using cable binders, for a conductor diameter ≥ 13 mm				
35-section, lettering field size: 24 x 5 mm	white	**US-WMTB (24X5)**	**0828771**	10
	red	**US-WMTB (24X5) RD**	**0829320**	10
	orange	**US-WMTB (24X5) OG**	**0829321**	10
	yellow	**US-WMTB (24X5) YE**	**0828958**	10
	violet	**US-WMTB (24X5) VT**	**0829323**	10
	blue	**US-WMTB (24X5) BU**	**0829324**	10
	green	**US-WMTB (24X5) GN**	**0829325**	10
24-section, lettering field size: 29 x 8 mm, for conductor diameter ≥ 13 mm	white	**US-WMTB (29X8)**	**0828772**	10
	red	**US-WMTB (29X8) RD**	**0829327**	10
	orange	**US-WMTB (29X8) OG**	**0829328**	10
	yellow	**US-WMTB (29X8) YE**	**0828959**	10
	violet	**US-WMTB (29X8) VT**	**0829330**	10
	blue	**US-WMTB (29X8) BU**	**0829331**	10
	green	**US-WMTB (29X8) GN**	**0829332**	10
12-section, lettering field size: 44 x 15 mm, for conductor diameter ≥ 13 mm	white	**US-WMTB (44X15)**	**0828773**	10
	red	**US-WMTB (44X15) RD**	**0829334**	10
	orange	**US-WMTB (44X15) OG**	**0829335**	10
	yellow	**US-WMTB (44X15) YE**	**0828960**	10
	violet	**US-WMTB (44X15) VT**	**0829337**	10
	blue	**US-WMTB (44X15) BU**	**0829338**	10
	green	**US-WMTB (44X15) GN**	**0829339**	10

Accessories

Magazine, for THERMOMARK CARD..., for accommodating all US–materials	**THERMOMARK CARD-US-MAG1**	**5146451**	1

Self-adhesive conductor marking with transparent protective foil



- The US-WML ... cable marker labels consist of a marking field and a transparent protective foil
- The protective foil is wound over the marking and provides permanent protection against dirt and abrasion
- The cable marker labels do not increase the cross section of the cable, allowing the cable to be subsequently drawn through cable ducts, for example
- The markers, which are supplied in uniform sheets, can be printed onto quickly, easily, and cost-effectively using the THERMOMARK CARD
- Quick and easy handling
- Resistant to solvents

Can be marked using:

Thermal transfer for sheets and cards

Marker for conductor diameters of up to 36 mm

Technical data

General data		
Can be marked using		THERMOMARK CARD
Material		PVC
Temperature range	[°C]	-50 ... 110
Wipe resistance		DIN EN 61010-1 (VDE 0411-1)
Components		Silicone-free

Ordering data

Description	Color	Type	Order No.	Pcs. / Pkt.
Cable marker labels				
32-section, lettering field size: 13 x 13 mm, conductor diameter < 6.0 mm	white	**US-WML 6 (13X13)**	**0800472**	10
8-section, lettering field size: 19 x 25 mm, conductor diameter < 14.0 mm	white	**US-WML 14 (25X19)**	**0800473**	10
4-section, lettering field size: 25 x 25 mm, conductor diameter < 36.0 mm	white	**US-WML 36 (25X25)**	**0800474**	10

Accessories

Magazine, for THERMOMARK CARD..., for accommodating all US–materials	**THERMOMARK CARD-US-MAG1**	**5146451**	1

Self-adhesive conductor marking with transparent protective foil

- WML ... cable marker labels consist of a marking field and a transparent protective foil
- The protective foil is wound over the marking and provides permanent protection against dirt and abrasion
- The cable marker labels do not increase the cross section of the cable, allowing the cable to be subsequently drawn through cable ducts, for example
- Quick and easy handling
- Resistant to solvents

Notes:
Print image may vary depending on laser printer

Can be marked using:

Office laser printing

Marker for conductor diameter up to 36 mm

Technical data

General data		
Can be marked using		- • Office printing systems
Material		Polyester
Temperature range	[°C]	-40 ... 150
Wipe resistance		DIN EN 61010-1 (VDE 0411-1)
Components		Free from halogen and cadmium

Ordering data

Description	Color	Type	Order No.	Pcs. / Pkt.
Cable marker labels, sheet format: A4, self-adhesive				
1 sheet = 168 labels, up to 3.0 mm Ø	white	**WML 3 (13X10)A4**	**0830687**	10
1 sheet = 168 labels, up to 3.0 mm Ø	yellow	**WML 3 (13X10)A4 YE**	**0830688**	10
1 sheet = 77 labels, up to 5.0 mm Ø	white	**WML 5 (25X10)A4**	**0830689**	10
1 sheet = 77 labels, up to 5.0 mm Ø	yellow	**WML 5 (25X10)A4 YE**	**0830690**	10
1 sheet = 56 labels, up to 7.5 mm Ø	white	**WML 7,5 (25X13)A4**	**0830691**	10
1 sheet = 56 labels, up to 7.5 mm Ø	yellow	**WML 7,5 (25X13)A4 YE**	**0830692**	10
1 sheet = 28 labels, up to 14 mm Ø	white	**WML 14 (25X19)A4**	**0830693**	10
1 sheet = 28 labels, up to 14 mm Ø	yellow	**WML 14 (25X19)A4 YE**	**0830694**	10
1 sheet = 10 labels, up to 22 mm Ø	white	**WML 22 (35X25)A4**	**0830695**	10
1 sheet = 10 labels, up to 22 mm Ø	yellow	**WML 22 (35X25)A4 YE**	**0830696**	10
1 sheet = 14 labels, up to 36 mm Ø	white	**WML 36 (25X38)A4**	**0830697**	10
1 sheet = 14 labels, up to 36 mm Ø	yellow	**WML 36 (25X38)A4 YE**	**0830698**	10

Self-adhesive conductor marking with transparent protective foil

- The cable marker labels consist of a marking field and a transparent protective foil
- The protective foil is wound over the marking and provides permanent protection against dirt and abrasion
- The cable marker labels do not increase the cross section of the cable, allowing the cable to be subsequently drawn through cable ducts, for example
- Quick and easy handling
- Resistant to solvents

Radio-frequency identification, RFID

- The WML-RFID/HF conductor markers are also equipped with an integrated high-frequency transponder and are used for contact-free identification, data exchange, and localization using an RFID handheld device

Notes:
Due to the wide variety of cable and conductor types, the transponder function must always be checked by the end customer.
WML-RFID/HF conductor markers cannot be marked by the THERMOMARK S1.1 and THERMOMARK X1.1.

Can be marked using:

Thermal transfer for rolls

Marker for conductor diameters of up to 46 mm

Technical data

General data		
Can be marked using		THERMOMARK ROLL • THERMOMARK ROLL X1 • THERMOMARK X1.1 • THERMOMARK X1.2 • THERMOMARK S1.1
Material		PVC
Temperature range	[°C]	-50 ... 110
Wipe resistance		DIN EN 61010-1 (VDE 0411-1)
Components		Silicone-free

Ordering data

Description	Color	Type	Order No.	Pcs. / Pkt.
Cable marker labels				
5000 labels, up to 3 mm Ø	white	**WML 3 (13X10)R**	**0800073**	1
3000 labels, up to 5 mm Ø	white	**WML 5 (25X10)R**	**0817523**	1
3000 labels, up to 5 mm Ø	yellow	**WML 5 (25X10)R YE**	**0830673**	1
7000 labels, up to 6 mm Ø	white	**WML 6 (13X13)R**	**0816252**	1
7000 labels, up to 6 mm Ø	yellow	**WML 6 (13X13)R YE**	**0830674**	1
4000 labels, up to 7.5 mm Ø	white	**WML 7,5 (13X13)R**	**0800074**	1
1500 labels, up to 7.5 mm Ø	white	**WML 7,5 (17X9)R**	**0828444**	1
2100 labels, up to 7.5 mm Ø	white	**WML 7,5 (25X13)R**	**0800075**	1
1000 labels, up to 12 mm Ø	white	**WML 12 (25X19)R**	**0800076**	1
1500 labels, up to 14 mm Ø	white	**WML 14 (25X19)R**	**0817536**	1
1500 labels, up to 14 mm Ø	yellow	**WML 14 (25X19)R YE**	**0817549**	1
1000 labels, up to 14 mm Ø	white	**WML 14 (38X19)R**	**0817552**	1
1500 labels, up to 14 mm Ø	yellow	**WML 14 (38X19)R YE**	**0830675**	1
2500 labels, up to 18 mm Ø	white	**WML 18 (12X12)R**	**0817507**	1
500 labels, up to 20 mm Ø	white	**WML 20 (31X25)R**	**0828457**	1
900 labels, up to 22 mm Ø	white	**WML 22 (25X25)R**	**0800078**	1
500 labels, up to 36 mm Ø	white	**WML 36 (25X38)R**	**0817510**	1
250 labels, up to 46 mm Ø	white	**WML 46 (25X38)R**	**0800067**	1
Cable marker labels, on large roll				
10,000 labels, up to 5 mm Ø	white	**WML 5 (25X10)RL**	**0830676**	1
15,000 labels, up to 6 mm Ø	white	**WML 6 (13X13)RL**	**0830677**	1
5000 labels, up to 14 mm Ø	white	**WML 14 (25X19)RL**	**0830678**	1
3000 labels, up to 14 mm Ø	white	**WML 14 (38X19)RL**	**0830679**	1
Cable marker labels, with integrated HF transponder				
900 labels, min. 6 mm to 14 mm Ø	white	**WML-RFID/HF 14 (25X19)R**	**0803386**	1

Self-adhesive conductor marking with transparent protective foil, halogen-free

- The halogen-free cable marker labels consist of a marking field and a transparent protective foil
- The protective foil is wound over the marking and provides permanent protection against dirt and abrasion
- The cable marker labels do not increase the cross section of the cable, allowing the cable to be subsequently drawn through cable ducts, for example
- High-quality marking image created by thermal transfer printing
- Quick and easy handling
- Resistant to solvents

Can be marked using:

Thermal transfer for rolls

Marker for conductor diameter up to 36 mm

Technical data

General data		
Can be marked using		THERMOMARK ROLL • THERMOMARK ROLL X1 • THERMOMARK X1.1 • THERMOMARK X1.2 • THERMOMARK S1.1
Material		Polyethylene
Temperature range	[°C]	-40 ... 100
Wipe resistance		DIN EN 61010-1 (VDE 0411-1)
Components		Free from silicone and halogen

Ordering data

Description	Color	Type	Order No.	Pcs. / Pkt.
Cable marker labels, halogen-free				
5000 labels, up to 3 mm Ø	white	**WML HF 3(13X10)R**	**0830812**	1
5000 labels, up to 3 mm Ø	yellow	**WML HF 3(13X10)R YE**	**0830813**	1
3000 labels, up to 5 mm Ø	white	**WML HF 5(25X10)R**	**0830814**	1
3000 labels, up to 5 mm Ø	yellow	**WML HF 5(25X10)R YE**	**0830815**	1
2100 labels, up to 7.5 mm Ø	white	**WML HF 7,5(25X13)R**	**0830816**	1
2100 labels, up to 7.5 mm Ø	yellow	**WML HF 7,5(25X13)R YE**	**0830817**	1
1500 labels, up to 14 mm Ø	white	**WML HF 14(25X19)R**	**0830818**	1
1500 labels, up to 14 mm Ø	yellow	**WML HF 14(25X19)R YE**	**0830819**	1
900 labels, up to 22 mm Ø	white	**WML HF 22(25X25)R**	**0830820**	1
900 labels, up to 22 mm Ø	yellow	**WML HF 22(25X25)R YE**	**0830821**	1
500 labels, up to 36 mm Ø	white	**WML HF 36(25X38)R**	**0830822**	1
500 labels, up to 36 mm Ø	yellow	**WML HF 36(25X38)R YE**	**0830823**	1

Self-adhesive conductor marking as a flag, vertical

Marker for conductor diameter up to 6 mm

The WML-FLAGV... conductor marking flags support large-surface marking of conductors with a diameter of up to 6 mm perpendicular to the conductor direction. They are characterized by:
– Can be printed on both sides
– High-quality marking image created by thermal transfer printing
– Quick and easy handling
– Resistant to solvents

Technical data

General data		
Can be marked using		THERMOMARK ROLL • THERMOMARK ROLL X1 • THERMOMARK X1.1 • THERMOMARK X1.2 • THERMOMARK S1.1
Material		Polyolefine
Temperature range	[°C]	-40 ... 60
Wipe resistance		DIN EN 61010-1 (VDE 0411-1)
Components		Free from halogen and cadmium

Ordering data

Description	Color	Type	Order No.	Pcs. / Pkt.
Cable marking flags				
up to 6 mm Ø, lettering field size: 20 x 10 mm, 2500 labels per roll	white	**WML-FLAG 6 (20X10)R**	**0830711**	1
up to 6 mm Ø, lettering field size: 30 x 10 mm, 2500 labels per roll	white	**WML-FLAG 6 (30X10)R**	**0830712**	1

Self-adhesive conductor marking as a flag, horizontal

Marker for conductor diameter up to 6 mm

The WML-FLAG... conductor marking flags support large-surface marking of conductors with a diameter of up to 6 mm parallel to the conductor direction. They are characterized by:
– Can be printed on both sides
– High-quality marking image created by thermal transfer printing
– Quick and easy handling
– Resistant to solvents

Technical data

General data		
Can be marked using		THERMOMARK ROLL • THERMOMARK ROLL X1 • THERMOMARK X1.1 • THERMOMARK X1.2 • THERMOMARK S1.1
Material		Polyolefine
Temperature range	[°C]	-40 ... 60
Wipe resistance		DIN EN 61010-1 (VDE 0411-1)
Components		Free from halogen and cadmium

Ordering data

Description	Color	Type	Order No.	Pcs. / Pkt.
Cable marking flags				
up to 6 mm Ø, lettering field size: 20 x 10 mm, 2500 labels per roll	white	**WML-FLAGV 6 (20X10)R**	**0830713**	1
up to 6 mm Ø, lettering field size: 30 x 10 mm, 2500 labels per roll	white	**WML-FLAGV 6 (30X10)R**	**0830714**	1

Pre-assembled shrink sleeves, halogen-free

Can be marked using:

new

Thermal transfer for rolls

Conductor diameter from 1.2 to 38 mm, white and yellow

- WMS-2 HF... shrink sleeves provide permanent and captive conductor and cable marking
- The material is offered pre-assembled in a handy conductor format
- Up to four separate markers are secured per row on a carrier material and can each be removed separately
- The conductor is fed through the sleeve and can be fixed by shrinking the sleeve, if desired
- The shrink sleeves also provide electrical insulation and mechanical protection
- The shrink rate is 2:1
- The shrink sleeves can be printed on one side
- The standards DIN EN 45545-2 and NFPA 130:2007 are met

Notes:

The 110-WMTB HF ink ribbon is required for marking WMS-2 HF shrink sleeves, see Printer, Page 36.



Technical data

General data		
Can be marked using		THERMOMARK ROLL • THERMOMARK ROLL X1 • THERMOMARK X1.1 • THERMOMARK X1.2
Material		Polyolefine
Temperature range	[°C]	-30 ... 105
Wipe resistance		DIN EN 61010-1 (VDE 0411-1)
Components		Halogen-free
Shrink rate		2:1

Ordering data

Description	Color	Type	Order No.	Pcs. / Pkt.
Shrink sleeve, for conductor diameter of 1.2 - 2.4 mm				
1 roll = 4000 markers, each 15 mm long	white	**WMS-2 HF 2,4 (15X4)RL**	**0801000**	1
	yellow	**WMS-2 HF 2,4 (15X4)RL YE**	**0801004**	1
1 roll = 2000 markers, each 30 mm long	white	**WMS-2 HF 2,4 (30X4)RL**	**0801006**	1
	yellow	**WMS-2 HF 2,4 (30X4)RL YE**	**0801007**	1
1 roll = 1000 markers, each 60 mm long	white	**WMS-2 HF 2,4 (60X4)RL**	**0801008**	1
	yellow	**WMS-2 HF 2,4 (60X4)RL YE**	**0801009**	1
Shrink sleeve, for conductor diameter of 1.5 -3.2 mm				
1 roll = 4000 markers, each 15 mm long	white	**WMS-2 HF 3,2 (15X5)RL**	**0801001**	1
	yellow	**WMS-2 HF 3,2 (15X5)RL YE**	**0801010**	1
1 roll = 2000 markers, each 30 mm long	white	**WMS-2 HF 3,2 (30X5)RL**	**0801011**	1
	yellow	**WMS-2 HF 3,2 (30X5)RL YE**	**0801012**	1
1 roll = 1000 markers, each 60 mm long	white	**WMS-2 HF 3,2 (60X5)RL**	**0801002**	1
	yellow	**WMS-2 HF 3,2 (60X5)RL YE**	**0801013**	1
Shrink sleeve, for conductor diameter of 2.4 - 4.8 mm				
1 roll = 4000 markers, each 15 mm long	white	**WMS-2 HF 4,8 (15X9)RL**	**0801014**	1
	yellow	**WMS-2 HF 4,8 (15X9)RL YE**	**0801015**	1
1 roll = 2000 markers, each 30 mm long	white	**WMS-2 HF 4,8 (30X9)RL**	**0801016**	1
	yellow	**WMS-2 HF 4,8 (30X9)RL YE**	**0801017**	1
1 roll = 1000 markers, each 60 mm long	white	**WMS-2 HF 4,8 (60X9)RL**	**0801019**	1
	yellow	**WMS-2 HF 4,8 (60X9)RL YE**	**0801020**	1
Shrink sleeve, for conductor diameter of 3.2 - 6.4 mm				
1 roll = 2000 markers, each 30 mm long	white	**WMS-2 HF 6,4 (30X10)RL**	**0801022**	1
	yellow	**WMS-2 HF 6,4 (30X10)RL YE**	**0801023**	1
1 roll = 1000 markers, each 60 mm long	white	**WMS-2 HF 6,4 (60X10)RL**	**0801024**	1
	yellow	**WMS-2 HF 6,4 (60X10)RL YE**	**0801025**	1
Shrink sleeve, for conductor diameter of 4.8 - 9.5 mm				
1 roll = 4000 markers, each 15 mm long	white	**WMS-2 HF 9,5 (15X16)RL**	**0801003**	1
1 roll = 2000 markers, each 30 mm long	white	**WMS-2 HF 9,5 (30X16)RL**	**0801026**	1
	yellow	**WMS-2 HF 9,5 (30X16)RL YE**	**0801027**	1
1 roll = 1000 markers, each 60 mm long	white	**WMS-2 HF 9,5 (60X16)RL**	**0801028**	1
	yellow	**WMS-2 HF 9,5 (60X16)RL YE**	**0801029**	1
Shrink sleeve, for conductor diameter of 6.4 - 12.7 mm				
1 roll = 1000 markers, each 60 mm long	white	**WMS-2 HF 12,7 (60X20)RL**	**0833200**	1
	yellow	**WMS-2 HF 12,7 (60X20)RL YE**	**0833201**	1
Shrink sleeve, for conductor diameter of 9.5 - 19.1 mm				
1 roll = 1000 markers, each 60 mm long	white	**WMS-2 HF 19,1 (60X30)RL**	**0833202**	1
	yellow	**WMS-2 HF 19,1 (60X30)RL YE**	**0833203**	1
For conductor diameter of 12.7 - 25.4 mm				
1 roll = 1000 markers, each 60 mm long	white	**WMS-2 HF 25,4 (60X40)RL**	**0833204**	1
	yellow	**WMS-2 HF 25,4 (60X40)RL YE**	**0833205**	1
For conductor diameter of 19.1 - 38.1 mm				
1 roll = 1000 markers, each 60 mm long	white	**WMS-2 HF 38,1 (60X60)RL**	**0833206**	1
	yellow	**WMS-2 HF 38,1 (60X60)RL YE**	**0833207**	1

Pre-assembled shrink sleeves



- The shrink tubes WMS ... permanently identify conductors and cables
- The tubes are pre-assembled for optimum use of material
- Up to four markers per tube are separated by perforation
- The conductor to be marked is easily threaded through the tube and fixed by shrinking the tube
- The tubes remain flexible after shrinking
- The shrink tubes offer the conductors additional electrical insulation and mechanical protection
  The following standards are satisfied:
- UL 224 (125°C, 600 V, all tubing-1)
- CSA.C22.2 No. 198.1 (125°C, 600 V, all tubing-1)
- MIL-STD-202G, SAE AMS-DTL-23053, SAE AS-81531

Notes:

The special THERMOMARK-RIBBON ... WMSU is required for marking shrink sleeves WMS ..., see Printer, Page 36.

Can be marked using:

Thermal transfer for rolls



Conductor cross sections from 0.8 to 6.4 mm

Technical data

General data		
Can be marked using		THERMOMARK ROLL • THERMOMARK ROLL X1 • THERMOMARK X1.2
Material		Polyolefine
Temperature range	[°C]	-55 ... 135
Wipe resistance		DIN EN 61010-1 (VDE 0411-1)
Components		Halogen-free
Shrink rate		3:1

Ordering data

Description	Color	Type	Order No.	Pcs. / Pkt.
Shrink sleeve, for conductor diameters 0.8 - 2.4 mm				
1 roll = 1000 marker, each 15 mm long	white	**WMS 2,4 (15X4)R**	**0800379**	1
	yellow	**WMS 2,4 (15X4)R YE**	**0800412**	1
1 roll = 500 marker, each 30 mm long	white	**WMS 2,4 (30X4)R**	**0800373**	1
	yellow	**WMS 2,4 (30X4)R YE**	**0800407**	1
1 roll = 250 marker, each 60 mm long	white	**WMS 2,4 (60X4)R**	**0800363**	1
	yellow	**WMS 2,4 (60X4)R YE**	**0800398**	1
Shrink sleeve, for conductor diameters 1.0 - 3.2 mm				
1 roll = 1000 marker, each 15 mm long	white	**WMS 3,2 (15X5)R**	**0800380**	1
	yellow	**WMS 3,2 (15X5)R YE**	**0800413**	1
1 roll = 500 marker, each 30 mm long	white	**WMS 3,2 (30X5)R**	**0800374**	1
	yellow	**WMS 3,2 (30X5)R YE**	**0800408**	1
1 roll = 250 marker, each 60 mm long	white	**WMS 3,2 (60X5)R**	**0800364**	1
	yellow	**WMS 3,2 (60X5)R YE**	**0800399**	1
Shrink sleeve, for conductor diameters 1.6 - 4.8 mm				
1 roll = 1000 marker, each 15 mm long	white	**WMS 4,8 (15X9)R**	**0800382**	1
	yellow	**WMS 4,8 (15X9)R YE**	**0800414**	1
1 roll = 500 marker, each 30 mm long	white	**WMS 4,8 (30X9)R**	**0800375**	1
	yellow	**WMS 4,8 (30X9)R YE**	**0800409**	1
1 roll = 250 marker, each 60 mm long	white	**WMS 4,8 (60X9)R**	**0800366**	1
	yellow	**WMS 4,8 (60X9)R YE**	**0800400**	1
Shrink sleeve, for conductor diameters 2.1 - 6.4 mm				
1 roll = 1000 marker, each 15 mm long	white	**WMS 6,4 (15X10)R**	**0801593**	1
1 roll = 500 marker, each 30 mm long	white	**WMS 6,4 (30X10)R**	**0800376**	1
	yellow	**WMS 6,4 (30X10)R YE**	**0800410**	1
1 roll = 250 marker, each 60 mm long	white	**WMS 6,4 (60X10)R**	**0800367**	1
	yellow	**WMS 6,4 (60X10)R YE**	**0800401**	1

Pre-assembled shrink sleeves



- The shrink tubes WMS ... permanently identify conductors and cables
- The tubes are pre-assembled for optimum use of material
- Up to four markers per tube are separated by perforation
- The conductor to be marked is easily threaded through the tube and fixed by shrinking the tube
- The tubes remain flexible after shrinking
- The shrink tubes offer the conductors additional electrical insulation and mechanical protection
  The following standards are satisfied:
- UL 224 (125°C, 600 V, all tubing-1)
- CSA.C22.2 No. 198.1 (125°C, 600 V, all tubing-1)
- MIL-STD-202G, SAE AMS-DTL-23053, SAE AS-81531

Can be marked using:

Thermal transfer for rolls



Conductor diameter from 3.2 to 38 mm, white and yellow

Technical data

General data		
Can be marked using		THERMOMARK ROLL • THERMOMARK ROLL X1 • THERMOMARK X1.2
Material		Polyolefine
Temperature range	[°C]	-55 ... 135
Wipe resistance		DIN EN 61010-1 (VDE 0411-1)
Components		Halogen-free
Shrink rate		3:1

Ordering data

Description	Color	Type	Order No.	Pcs. / Pkt.
Shrink sleeve, for conductor diameters 3.2 - 9.5 mm				
1 roll = 500 marker, each 30 mm long	white	**WMS 9,5 (30X16)R**	**0800377**	1
	yellow	**WMS 9,5 (30X16)R YE**	**0800411**	1
1 roll = 250 marker, each 60 mm long	white	**WMS 9,5 (60X16)R**	**0800368**	1
	yellow	**WMS 9,5 (60X16)R YE**	**0800402**	1
Shrink sleeve, for conductor diameters 4.2 - 12.7 mm				
1 roll = 250 marker, each 60 mm long	white	**WMS 12,7 (60X20)R**	**0800369**	1
	yellow	**WMS 12,7 (60X20)R YE**	**0800403**	1
Shrink sleeve, for conductor diameters 6.4 - 19.1 mm				
1 roll = 250 marker, each 60 mm long	white	**WMS 19,1 (60X30)R**	**0800370**	1
	yellow	**WMS 19,1 (60X30)R YE**	**0800404**	1
Shrink sleeve, for conductor diameters 8.5 - 25.4 mm				
1 roll = 250 marker, each 60 mm long	white	**WMS 25,4 (60X40)R**	**0800371**	1
	yellow	**WMS 25,4 (60X40)R YE**	**0800405**	1
Shrink sleeve, for conductor diameters 12.7 - 38.1 mm				
1 roll = 250 marker, each 60 mm long	white	**WMS 38,1 (60X60)R**	**0800372**	1
	yellow	**WMS 38,1 (60X60)R YE**	**0800406**	1

Pre-assembled shrink sleeves

Notes:

The special THERMOMARK-RIBBON ... WMSU is required for marking shrink sleeves WMS ..., see Printer, Page 36

The external THERMOMARK ROLL–ERH media hub is required for RL rolls, see Printer, Page 36
The external THERMOMARK–ERH 500 media hub is required for RXL rolls, see Printer, Page 36.

Conductor diameter from 0.8 to 4.8 mm, white and yellow, on large roll

Conductor diameter from 0.8 to 4.8 mm, white and yellow, on extra large roll

		Technical data	Technical data
General data			
Can be marked using		THERMOMARK ROLL • THERMOMARK ROLL X1 • THERMOMARK X1.2	THERMOMARK ROLL • THERMOMARK ROLL X1 • THERMOMARK X1.2
Material		Polyolefine	Polyolefine
Temperature range	[°C]	-55 ... 135	-55 ... 135
Wipe resistance		DIN EN 61010-1 (VDE 0411-1)	DIN EN 61010-1 (VDE 0411-1)
Components		Halogen-free	Halogen-free
Shrink rate		3:1	3:1

		Ordering data			Ordering data		
Description	Color	Type	Order No.	Pcs. / Pkt.	Type	Order No.	Pcs. / Pkt.
Shrink sleeve, for conductor diameters 0.8 - 2.4 mm							
1 roll = 4000 marker, each 15 mm long	white	**WMS 2,4 (15X4)RL**	**0800389**	1			
1 roll = 10000 marker, each 15 mm long	white				**WMS 2,4 (15X4)RXL**	**0800396**	1
1 roll = 2000 marker, each 30 mm long	white	**WMS 2,4 (30X4)RL**	**0800386**	1			
1 roll = 5000 marker, each 30 mm long	white				**WMS 2,4 (30X4)RXL**	**0800394**	1
1 roll = 1000 marker, each 60 mm long	white	**WMS 2,4 (60X4)RL**	**0800383**	1			
1 roll = 2500 marker, each 60 mm long	white				**WMS 2,4 (60X4)RXL**	**0800392**	1
Shrink sleeve, for conductor diameters 1.0 - 3.2 mm							
1 roll = 4000 marker, each 15 mm long	white	**WMS 3,2 (15X5)RL**	**0800390**	1			
1 roll = 2000 marker, each 30 mm long	white	**WMS 3,2 (30X5)RL**	**0800387**	1			
1 roll = 1000 marker, each 60 mm long	white	**WMS 3,2 (60X5)RL**	**0800384**	1			
1 roll = 2500 marker, each 60 mm long	yellow				**WMS 3,2 (60X5)RXL YE**	**0803102**	1
Shrink sleeve, for conductor diameters 1.6 - 4.8 mm							
1 roll = 4000 marker, each 15 mm long	white	**WMS 4,8 (15X9)RL**	**0800391**	1			
1 roll = 10000 marker, each 15 mm long	white				**WMS 4,8 (15X9)RXL**	**0800397**	1
1 roll = 2000 marker, each 30 mm long	white	**WMS 4,8 (30X9)RL**	**0800388**	1			
1 roll = 5000 marker, each 30 mm long	white				**WMS 4,8 (30X9)RXL**	**0800395**	1
	yellow				**WMS 4,8 (30X9)RXL YE**	**0803313**	1
1 roll = 1000 marker, each 60 mm long	white	**WMS 4,8 (60X9)RL**	**0800385**	1			
1 roll = 2500 marker, each 60 mm long	white				**WMS 4,8 (60X9)RXL**	**0800393**	1
	yellow				**WMS 4,8 (60X9)RXL YE**	**0803103**	1
Shrink sleeve, for conductor diameters 2.1 - 6.4 mm							
1 roll = 4000 marker, each 15 mm long	white	**WMS 6,4 (15X10)RL**	**0801594**	1			
1 roll = 2500 marker, each 15 mm long	white				**WMS 6,4 (15X10)RXL**	**0801595**	1
1 roll = 2500 marker, each 60 mm long	yellow				**WMS 6,4 (60X10)RXL YE**	**0803104**	1
Shrink sleeve, for conductor diameters 3.2 - 9.5 mm							
1 roll = 1000 marker, each 60 mm long	white	**WMS 9,5 (60X16)RL**	**0803105**	1			
	yellow	**WMS 9,5 (60X16)RL YE**	**0803106**	1			
Shrink sleeve, for conductor diameters 4.2 - 12.7 mm							
1 roll = 1000 marker, each 60 mm long	yellow	**WMS 12,7 (60X20)RL YE**	**0803107**	1			
Shrink sleeve, for conductor diameters 6.4 - 19.1 mm							
1 roll = 1000 marker, each 60 mm long	yellow	**WMS 19,1 (60X30)RL YE**	**0803108**	1			

Continuous shrink sleeve



- The shrink tubes are automatically perforated or cut to the length required in the printing process
- Are available in the form of continuous on-roll goods and can be printed on both sides using the THERMOMARK W2 printer
- Individual markers can be cut to any length up to 1 m
  The following standards are satisfied:
- UL 224 (125°C, 600 V, all tubing-1)
- CSA.C22.2 No. 198.1 (125°C, 600 V, all tubing-1)
- MIL-STD-202G, SAE AMS-DTL-23053, SAE AS-81531

Notes:

The special THERMOMARK-RIBBON ... WMSU is required for marking shrink sleeves WMS ..., see Printer, Page 36
How to use the external media hubs:
THERMOMARK ROLL:
Use the external THERMOMARK ROLL-ERH media hub for R rolls and the external THERMOMARK-ERH 500 for large rolls, see Printer, Page 36.
THERMOMARK ROLL X1 and THERMOMARK W2:
R rolls can be inserted directly in the device, use the THERMOMARK-ERH 500 for large rolls, see Printer, Page 36.

Can be marked using:

Thermal transfer for rolls

PRINTED FOR YOU

Conductor diameter from 0.8 to 50.8 mm, white

Technical data

General data		
Can be marked using		THERMOMARK W1 • THERMOMARK W2 • THERMOMARK ROLL • THERMOMARK X1.2 • THERMOMARK ROLL X1
Material		Polyolefine
Temperature range	[°C]	-55 ... 135
Wipe resistance		DIN EN 61010-1 (VDE 0411-1)
Components		Halogen-free
Shrink rate		3:1

Ordering data

Description	Type	Order No.	Pcs. / Pkt.
Shrink sleeve			
1 roll = 30 m, Conductor diameter: 0.8 – 2.4 mm	**WMS 2,4 (EX4)R**	**0800289**	1
1 roll = 30 m, Conductor diameter: 1.0 -3.2 mm	**WMS 3,2 (EX5)R**	**0800290**	1
1 roll = 30 m, Conductor diameter: 1.6 - 4.8 mm	**WMS 4,8 (EX9)R**	**0800291**	1
1 roll = 25 m, Conductor diameter: 2.1 - 6.4 mm	**WMS 6,4 (EX10)R**	**0800292**	1
1 roll = 20 m, Conductor diameter: 3.2 - 9.5 mm	**WMS 9,5 (EX16)R**	**0800293**	1
1 roll = 20 m, Conductor diameter: 4.2 - 12.7 mm	**WMS 12,7 (EX20)R**	**0800294**	1
1 roll = 20 m, Conductor diameter: 6.4 - 19.1 mm	**WMS 19,1 (EX30)R**	**0800295**	1
1 roll = 15 m, Conductor diameter: 8.5 - 25.4 mm	**WMS 25,4 (EX40)R**	**0800296**	1
1 roll = 15 m, Conductor diameter: 12.7 - 38.1 mm	**WMS 38,1 (EX60)R**	**0800298**	1
1 roll = 15 m, Conductor diameter: 16.9 - 50.8 mm	**WMS 50,8 (EX80)R**	**0800299**	1
Shrink sleeve, large roll			
1 roll = 120 m, Conductor diameter: 0.8 - 2.4 mm	**WMS 2,4 (EX4)RL**	**0800319**	1
1 roll = 120 m, Conductor diameter: 1.0 - 3.2 mm	**WMS 3,2 (EX5)RL**	**0800320**	1
1 roll = 120 m, Conductor diameter: 1.6 - 4.8 mm	**WMS 4,8 (EX9)RL**	**0800321**	1
1 roll = 100 m, Conductor diameter: 2.1 - 6.4 mm	**WMS 6,4 (EX10)RL**	**0800322**	1
1 roll = 80 m, Conductor diameter: 3.2 - 9.5 mm	**WMS 9,5 (EX16)RL**	**0800324**	1
1 roll = 80 m, Conductor diameter: 4.2 - 12.7 mm	**WMS 12,7 (EX20)RL**	**0800325**	1
1 roll = 80 m, Conductor diameter: 6.4 - 19.1 mm	**WMS 19,1 (EX30)RL**	**0800326**	1
1 roll = 60 m, Conductor diameter: 8.5 - 25.4 mm	**WMS 25,4 (EX40)RL**	**0800327**	1

Conductor diameter from 0.8 to 50.8 mm, yellow

Conductor diameter from 0.8 to 50.8 mm, black

Technical data

THERMOMARK W1 • THERMOMARK W2 • THERMOMARK ROLL • THERMOMARK X1.2 • THERMOMARK ROLL X1
Polyolefine
-55 ... 135
DIN EN 61010-1 (VDE 0411-1)
Halogen-free
3:1

Ordering data

Type	Order No.	Pcs. / Pkt.
WMS 2,4 (EX4)R YE	0800300	1
WMS 3,2 (EX5)R YE	0800301	1
WMS 4,8 (EX9)R YE	0800302	1
WMS 6,4 (EX10)R YE	0800303	1
WMS 9,5 (EX16)R YE	0800304	1
WMS 12,7 (EX20)R YE	0800305	1
WMS 19,1 (EX30)R YE	0800306	1
WMS 25,4 (EX40)R YE	0800308	1
WMS 38,1 (EX60)R YE	0800309	1
WMS 50,8 (EX80)R YE	0800311	1
WMS 2,4 (EX4)RL YE	0800328	1
WMS 3,2 (EX5)RL YE	0800329	1
WMS 4,8 (EX9)RL YE	0800330	1
WMS 6,4 (EX10)RL YE	0800331	1
WMS 9,5 (EX16)RL YE	0800332	1
WMS 12,7 (EX20)RL YE	0800333	1
WMS 19,1 (EX30)RL YE	0800334	1
WMS 25,4 (EX40)RL YE	0800335	1

Technical data

THERMOMARK W1 • THERMOMARK W2 • THERMOMARK ROLL • THERMOMARK X1.2 • THERMOMARK ROLL X1
Polyolefine
-55 ... 135
DIN EN 61010-1 (VDE 0411-1)
Halogen-free
3:1

Ordering data

Type	Order No.	Pcs. / Pkt.
WMS 2,4 (EX4)R BK	0800415	1
WMS 3,2 (EX5)R BK	0800416	1
WMS 4,8 (EX9)R BK	0800418	1
WMS 6,4 (EX10)R BK	0800419	1
WMS 9,5 (EX16)R BK	0800421	1
WMS 12,7 (EX20)R BK	0800422	1
WMS 19,1 (EX30)R BK	0800423	1
WMS 25,4 (EX40)R BK	0800424	1
WMS 38,1 (EX60)R BK	0800425	1
WMS 50,8 (EX80)R BK	0800426	1
WMS 2,4 (EX4)RL BK	0800427	1
WMS 3,2 (EX5)RL BK	0800428	1
WMS 4,8 (EX9)RL BK	0800429	1
WMS 6,4 (EX10)RL BK	0800430	1
WMS 9,5 (EX16)RL BK	0800431	1
WMS 12,7 (EX20)RL BK	0800432	1
WMS 19,1 (EX30)RL BK	0800434	1
WMS 25,4 (EX40)RL BK	0800435	1

Insertable conductor marking for marking collars



- EMT ... insert labels for marking various marking collars
- Can be printed onto, with THERMOMARK... for material off the roll
- Thanks to their special contour, EMT ... insert labels remain securely inside the collar once inserted
- The PABL ... sheets are available to allow marking with a laser printer

Notes:
PATG/PATO ... system, see page 214.
KMK ..., see page 202.
LM ..., see page 203.

Can be marked using:

Thermal transfer for rolls

Insert labels for marker carriers

Technical data

General data		
Can be marked using		THERMOMARK ROLL • THERMOMARK ROLL X1 • THERMOMARK X1.1 • THERMOMARK X1.2 • THERMOMARK S1.1
Material		Polyester
Temperature range	[°C]	-40 ... 120
Wipe resistance		DIN EN 61010-1 (VDE 0411-1)
Components		Free from silicone and halogen

Ordering data

Description	Color	Type	Order No.	Pcs. / Pkt.
Insert strips, lettering field size: 10 x 4 mm, 7500 labels per roll				
	white	**EMT (10X4)R**	**0816235**	1
Lettering field size: 15 x 4 mm, 7500 labels per roll	white	**EMT (15X4)R**	**0817329**	1
	red	**EMT (15X4)R RD**	**0816249**	1
	yellow	**EMT (15X4)R YE**	**0817358**	1
	blue	**EMT (15X4)R BU**	**0817332**	1
Lettering field size: 23 x 4 mm, 5000 labels per roll	white	**EMT (23X4)R**	**0817361**	1
	yellow	**EMT (23X4)R YE**	**0817374**	1
Lettering field size: 24 x 4 mm, 5000 labels p. roll	white	**EMT (24X4)R**	**0816265**	1
Lettering field size: 25 x 6 mm, 5000 labels per roll	white	**EMT (25X6)R**	**0817264**	1
Lettering field size: 29 x 8 mm, 5400 labels per roll	white	**EMT (29X8)R**	**0817277**	1
	yellow	**EMT (29X8)R YE**	**0817280**	1
Lettering field size: 40 x 17 mm, 2300 labels per roll	white	**EMT (40X17)R**	**0817293**	1
Lettering field size: 60 x 15 mm, 2500 labels per roll	white	**EMT (60X15)R**	**0801846**	1
Insert strips, for PATG/PATO, perforated, DIN A4 sheet, lettering field size: 15 x 4 mm, 1 sheet = 360 labels, for office laser printers				
	white	**PABL 15X4**	**0808260**	10

Insertable conductor marking with threading and insertion aid for marking collars

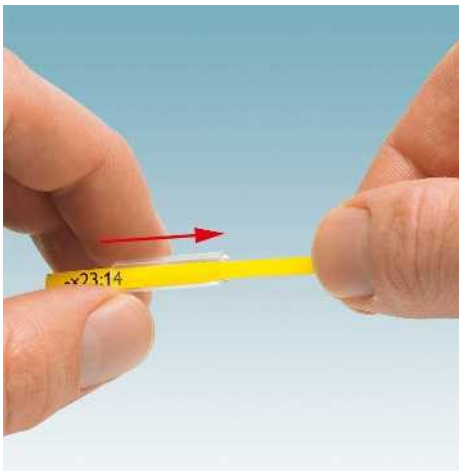

- The WMTW... insert labels are used to label marking collars from the PATG/PATO ... system; see page 214
- Easy assembly, thanks to a threading and insertion aid, which can be easily separated by means of a perforation after inserting the marker
- Thanks to their special shape, the WMTW ... insert labels remain securely inside the marking collar
- Can be printed onto, with THERMOMARK... for material off the roll
- Marking service: Phoenix Contact can custom-mark all conductor markers in accordance with your requirements

Can be marked using:

Thermal transfer for rolls

For PATG ... and PATO... marker carriers

Technical data

General data		
Can be marked using		THERMOMARK ROLL • THERMOMARK ROLL X1 • THERMOMARK X1.1 • THERMOMARK X1.2 • THERMOMARK S1.1
Material		Polyolefine
Temperature range	[°C]	-40 ... 90
Wipe resistance		DIN EN 61010-1 (VDE 0411-1)
Components		Halogen-free

Ordering data

Description	Color	Type	Order No.	Pcs. / Pkt.
Insertable conductor marking				
Lettering field size: 10 x 4 mm, 3000 labels per roll	white	**WMTW (10X4)R**	**0831000**	1
Lettering field size: 10 x 4 mm, 3000 labels per roll	yellow	**WMTW (10X4)R YE**	**0831001**	1
Lettering field size: 15 x 4 mm, 3000 labels per roll	white	**WMTW (15X4)R**	**0831002**	1
Lettering field size: 15 x 4 mm, 3000 labels per roll	yellow	**WMTW (15X4)R YE**	**0831003**	1
Lettering field size: 23 x 4 mm, 3000 labels per roll	white	**WMTW (23X4)R**	**0831004**	1
Lettering field size: 23 x 4 mm, 3000 labels per roll	yellow	**WMTW (23X4)R YE**	**0831005**	1

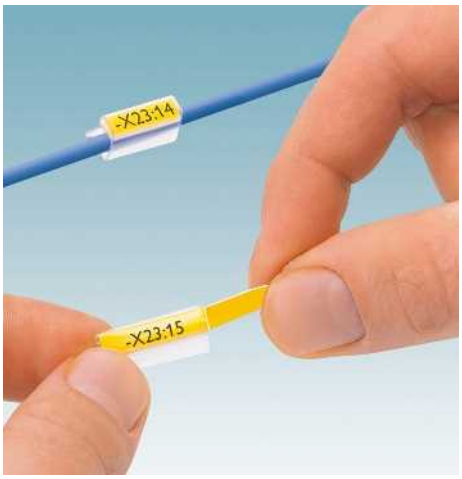

Slide-on conductor marking



- The conductor to be marked is pushed through two punched holes in the marker and positioned
- The special hole geometry ensures a strong axial hold
- Made from high-quality polyester foil
- Available for different conductor diameters
- Custom marking and easy handling
- High-quality marking image created by thermal transfer printing
- Special packaging protects the conductor markers against external influences, dust, and dirt
- Marking service: Phoenix Contact can custom-mark all conductor markers in accordance with your requirements

Can be marked using:

Thermal transfer for rolls

PRINTED FOR YOU

Marker for conductor diameters of 1.0 to 8.4 mm

Technical data

General data		
Can be marked using		THERMOMARK ROLL • THERMOMARK ROLL X1 • THERMOMARK X1.1 • THERMOMARK X1.2 • THERMOMARK S1.1
Number of individual labels		4000
Material		Polyester
Temperature range	[°C]	-40 ... 120
Wipe resistance		DIN EN 61010-1 (VDE 0411-1)
Components		Free from silicone and halogen

Ordering data

Description	Color	Type	Order No.	Pcs. / Pkt.
Slide-on conductor markers, 1 roll = 4000 conductor markers				
Lettering field size: 15 x 4 mm, conductor diameter: 1.0 - 2.4 mm	white	**WMT 2,4 (15X4)R**	**0816281**	1
Lettering field size: 15 x 5 mm, conductor diameter: 2.0 - 3.5 mm	white	**WMT 3,5 (15X5)R**	**0817222**	1
Lettering field size: 15 x 6 mm, conductor diameter: 3.0 - 4.2 mm	white	**WMT 4,2 (15X6)R**	**0817235**	1
Lettering field size: 15 x 8 mm, conductor diameter: 4.0 - 5.5 mm	white	**WMT 5,5 (15X8)R**	**0817248**	1
Lettering field size: 17 x 10 mm, conductor diameter: 5.0 - 8.4 mm	white	**WMT 8,4 (17X10)R**	**0817251**	1



Conductor marking for cable binder assembly



- Conductor marking for identifying and bundling conductors in indoor areas
- Made from high-quality polyester foil
- The marker has two fastening eyes so that it can be attached to the conductor by means of PKB ... cable binders
- Marking service: Phoenix Contact can custom-mark all conductor markers in accordance with your requirements

Notes:

For corresponding cable binders, see from page 588.

Can be marked using:

Thermal transfer for rolls

Marker for conductor diameters of 6 mm and above

Technical data

General data		
Can be marked using		THERMOMARK ROLL • THERMOMARK ROLL X1 • THERMOMARK X1.1 • THERMOMARK X1.2 • THERMOMARK S1.1
Material		Polyester
Temperature range	[°C]	-40 ... 120
Wipe resistance		DIN EN 61010-1 (VDE 0411-1)
Components		Free from silicone and halogen

Ordering data

Description	Color	Type	Order No.	Pcs. / Pkt.
Cable markers for assembly with cable binders				
Lettering field size: 24 x 8 mm (max. cable binder width: 5 mm), 4000 cable markers per roll	white	**WMTB (24X8)R**	**0816278**	1
Lettering field size: 35 x 15 mm (max. cable binder width: 5 mm), 1700 cable markers per roll	white	**WMTB (35X15)R**	**0817316**	1

Conductor marking for cable binder assembly



Halogen-free conductor and cable marking for marking and bundling conductors and cables indoors and outdoors.

- Made from high-quality thermoplastic polyether urethane
- Highly flexible material, adapts to the bending of the conductors or cables
- Additional marking, such as project information, can be printed on the carrier material. This makes it easier to assign the markers during mounting
- Very high tensile strength
- Flame-retardant material
- The marker has two fastening lugs so that it can be attached to the conductor by means of cable binders
- Marking service: Phoenix Contact can custom-mark all conductor markers in accordance with your requirements

Notes:

For corresponding cable binders, see from page 588.

Can be marked using:

Thermal transfer for rolls

Marker for conductor diameters of 6 mm and above

Technical data

General data		
Can be marked using		THERMOMARK ROLL • THERMOMARK ROLL X1 • THERMOMARK X1.1 • THERMOMARK X1.2
Material		PUR
Inflammability class according to UL 94		V0
Temperature range	[°C]	-25 ... 80
Wipe resistance		DIN EN 61010-1 (VDE 0411-1)
Components		Halogen-free

Ordering data

Description	Color	Type	Order No.	Pcs. / Pkt.
Cable markers for assembly with cable binders, maximum cable binder width: 5 mm				
1000 markers per roll, lettering field size: 40 x 12 mm	white	**WMTB HF (40X12)R**	**0830407**	1
	yellow	**WMTB HF (40X12)R YE**	**0830408**	1
	red	**WMTB HF (40X12)R RD**	**0803314**	1
	blue	**WMTB HF (40X12)R BU**	**0802991**	1
1000 markers per roll, lettering field size: 55 x 15 mm	white	**WMTB HF (55X15)R**	**0830409**	1
	yellow	**WMTB HF (55X15)R YE**	**0830410**	1
	red	**WMTB HF (55X15)R RD**	**0803315**	1
	blue	**WMTB HF (55X15)R BU**	**0802992**	1
500 markers per roll, lettering field size: 55 x 25 mm	white	**WMTB HF (55X25)R**	**0830411**	1
	yellow	**WMTB HF (55X25)R YE**	**0830412**	1
	red	**WMTB HF (55X25)R RD**	**0803316**	1
	blue	**WMTB HF (55X25)R BU**	**0802993**	1

Accessories

Ink ribbon, specifically for cable markers for assembly with cable binders, WMTB HF..., length: 300 m, width: 110 mm	black	**THERMOMARK-RIBBON 110-WMTB HF**	**5148007**	1
Ink ribbon, specifically for cable markers for assembly with cable binders, WMTB HF..., length: 300 m, width: 110 mm	white	**TM-RIBBON 110-WMTB HF WH**	**0802990**	1

Conductor marker carriers for assembly with cable binders, for labels with laminated protective foil

Marker for conductor diameters from 6 mm

- The WM–CARRIER /B... conductor marker carriers consist of a marking field for labels and a transparent, self-adhesive laminated protective foil
- The protective foil provides permanent protection against contamination and abrasion
- High-quality marking image created by thermal transfer printing
- Quick and easy handling
- The marker has two fastening lugs so that it can be attached to the conductor by means of cable binders
- Resistant to solvents
- Marking service: Phoenix Contact can custom-mark all cable marker labels in accordance with your requirements

Notes:

For corresponding cable binders, see from page 588.

Technical data

General data		
Material		PVC/polyester
Temperature range	[°C]	-10 ... 60
Wipe resistance		DIN EN 61010-1 (VDE 0411-1)
Components		Halogen-free

Ordering data

Description	Color	Type	Order No.	Pcs. / Pkt.
Conductor marker carriers, maximum cable binder width: 5 mm				
Lettering field size: 48 x 10 mm	transparent	**WM-CARRIER/B (48X10)LPR**	**0830423**	100
Lettering field size: 55 x 15 mm	transparent	**WM-CARRIER/B (55X15)LPR**	**0830424**	100
Lettering field size: 85 x 15 mm	transparent	**WM-CARRIER/B (85X15)LPR**	**0830425**	100

Accessories

Labels				
2500 labels per roll	white	**EML (40X6)R**	**0830481**	1
2500 labels per roll	yellow	**EML (40X6)R YE**	**0830482**	1
2500 labels per roll	white	**EML (50X10)R**	**0830483**	1
2500 labels per roll	yellow	**EML (50X10)R YE**	**0830484**	1
2500 labels per roll	white	**EML (75X10)R**	**0830485**	1
2500 labels per roll	yellow	**EML (75X10)R YE**	**0830486**	1

Plastic cable marker for insert labels, for assembly with cable binders

Notes:

For corresponding cable binders, see from page 588.

Lettering field size 25 x 6 mm, for cable diameter > 6 mm

- The KMK... versions have eyelets and are attached with cable binders
- Plastic cable markers for marking and bundling multiple conductors and cables indoors
- The printed insert label is protected from dirt by the sealing cap
- Marking service: Phoenix Contact can custom-mark all insert labels for plastic cable markers in accordance with your requirements

Technical data

General data	
Material	Polyethylene
Temperature range [°C]	-40 ... 80
Components	Free from silicone and halogen

Ordering data

Description	Color	Type	Order No.	Pcs. / Pkt.
Plastic cable marker for insert labels, with eyelets for fastening with cable binders Lettering field size: 25 x 6 mm	transparent	**KMK 1**	**0830745**	100
Plastic cable markers for insert labels, with eyelets for fastening with cable binders Lettering field size: 29 x 8 mm	transparent			
Plastic cable markers for insert labels, with eyelets for fastening with cable binders Lettering field size: 40 x 17 mm	transparent			
Plastic cable markers for insert labels, with eyelets for fastening with cable binders Lettering field size: 60 x 15 mm	transparent			

Accessories

Insert strips for laser printers, DIN A4, perforated Lettering field size: 25 x 6 mm, 1 sheet = 252 labels Lettering field size: 29 x 8 mm, 1 sheet = 174 labels Lettering field size: 40 x 17 mm, 1 sheet = 56 labels Lettering field size: 60 x 15 mm, 1 sheet = 51 labels	**ESL (25X6)**	**0801849**	10
Insert labels for thermal transfer printer, halogen-free Lettering field size: 25 x 6 mm, 5000 labels per roll Lettering field size: 29 x 8 mm, 5400 labels per roll Lettering field size: 40 x 17 mm, 2300 labels per roll Lettering field size: 60 x 15 mm, 2500 labels per roll	**EMT (25X6)R**	**0817264**	1
UniSheet, 0.5 mm thick, inflammability class V0 according to UL 94 84-section, lettering field size: 25 x 6 mm 48-section, lettering field size: 29 x 8 mm 16-section, lettering field size: 40 x 17 mm 9-section, lettering field size: 60 x 15 mm	**US-EMP (25X6)-1**	**0802754**	10

Lettering field size 29 x 8 mm, for cable diameter > 6 mm

Lettering field size 40 x 17 mm, for cable diameter > 9 mm

Lettering field size 60 x 15 mm, for cable diameter > 9 mm

Technical data

Polyethylene
-40 ... 80
Free from silicone and halogen

Ordering data

Type	Order No.	Pcs. / Pkt.
KMK 2	1005266	100

Accessories

ESL 29X8	0808257	10
EMT (29X8)R	0817277	1
US-EMP (29X8)	0829436	10

Technical data

Polyethylene
-40 ... 80
Free from silicone and halogen

Ordering data

Type	Order No.	Pcs. / Pkt.
KMK 4	1005305	50

Accessories

ESL 40X17	0808095	10
EMT (40X17)R	0817293	1
US-EMP (40X17)	0829437	10

Technical data

Polyethylene
-40 ... 80
Free from silicone and halogen

Ordering data

Type	Order No.	Pcs. / Pkt.
KMK 5	0830746	50

Accessories

ESL (60X15)	0801851	10
EMT (60X15)R	0801846	1
US-EMP (60X15)	0828781	10

Plastic cable marker for insert labels, for assembly with cable binders

Notes:

For corresponding cable binders, see from page 588.

For insert labels with lettering field size 29 x 8 mm, for cable diameters > 10 mm

- Plastic cable markers for marking and bundling multiple conductors and cables indoors
- The printed insert label is protected from dirt by the sealing cap
- Marking service: Phoenix Contact can custom-mark all insert labels for plastic cable markers in accordance with your requirements

Technical data

General data		
Material		Polyethylene
Temperature range	[°C]	-40 ... 80
Components		Free from silicone and halogen

Ordering data

Description	Color	Type	Order No.	Pcs. / Pkt.
Plastic cable markers for insert labels, with cable binders with a pointed end, can be marked with ESL..., EMT... or US-EMP... insert labels, diameter: 10 ... 25 mm, lettering field size: 29 x 8 mm	transparent	**KMK**	**1005208**	100
Plastic cable markers for insert labels, with cable binders with a pointed end, can be marked with ESL..., EMT... or US-EMP... insert labels, diameter: 16 ... 35 mm, lettering field size: 40 x 17 mm	transparent			
Cable and conductor markers for insert labels, can be marked with EST or ESL, diameter of 1 - 12 mm, lettering field size: 24 x 4 mm	white			
Cable and conductor markers for labels, can be marked with EML or EMLC, diameter of 1 - 20 mm, lettering field size: 20 x 8 mm	white			

Accessories

Insert strips for laser printers, DIN A4, perforated Lettering field size: 29 x 8 mm, 1 sheet = 174 labels Lettering field size: 40 x 17 mm, 1 sheet = 56 labels Lettering field size: 24 x 4 mm, 1 sheet = 488 labels	**ESL 29X8**	**0808257**	10
Insert labels for thermal transfer printers Lettering field size: 29 x 8 mm, 5400 labels per roll Lettering field size: 40 x 17 mm, 2300 labels per roll Lettering field size: 24 x 4 mm, 5000 labels p. roll	**EMT (29X8)R**	**0817277**	1
UniSheet, 0.5 mm thick 48-section, lettering field size: 29 x 8 mm 16-section, lettering field size: 40 x 17 mm	**US-EMP (29X8)**	**0829436**	10
Textile label, lettering field size: 20 x 8 mm 2500 labels per roll 2500 labels per roll			

Insert label, with lettering field size 40 x 17 mm, for cable diameters > 16 mm

For insert labels with lettering field size 24 x 4 mm, for cable diameters > 1 mm

For adhesive labels, with lettering field size 20 x 8 mm, for cable diameters > 1 mm

Technical data

Polyethylene
-40 ... 80
Free from silicone and halogen

Ordering data

Type	Order No.	Pcs. / Pkt.
KMK 3	1005211	50

Accessories

ESL 40X17	0808095	10
EMT (40X17)R	0817293	1
US-EMP (40X17)	0829437	10

Technical data

PA
-40 ... 100
Free from silicone and halogen

Ordering data

Type	Order No.	Pcs. / Pkt.
LM	1004377	100

Accessories

ESL 24X4	0808231	10
EMT (24X4)R	0816265	1

Technical data

PA
-40 ... 100
Free from silicone and halogen

Ordering data

Type	Order No.	Pcs. / Pkt.
KME	0807083	50

Accessories

EMLC (20X8)R	0815680	1
EML (20X8)R	0816786	1

Plastic cable markers for insert labels, for assembly with cable binders

Notes:

For matching cable binders, see page 588 or the product area on our website at phoenixcontact.net/products.

Lettering field size: 25 x 6 mm, for cable diameter > 6 mm

- KMK HP ... plastic cable markers for marking and bundling conductors and cables indoors
- Inflammability class V0 acc. to UL 94
- The KMK HP... cable markers are particularly suitable for use in the railway industry, traffic technology, and building technology thanks to their outstanding material properties
- The KMK... versions have eyelets and are attached with cable binders
- The printed insert label is protected from dirt by the sealing cap
- Marking service: Phoenix Contact can custom-mark all insert labels for plastic cable markers in accordance with your requirements

Technical data

General data		
Material		PC
Inflammability class according to UL 94		V0
Temperature range	[°C]	-40 ... 125
Components		Halogen-free

Ordering data

Description	Color	Type	Order No.	Pcs. / Pkt.
Cable marker carrier for cable binder assembly	transparent	**KMK HP (25X6)**	**0830720**	100

Accessories

UniCard, insert strip for KMK... cable marker carriers, can be marked with THERMOMARK CARD..., BLUEMARK CLED, and TOPMARK Laser Lettering field size: 25 x 6 mm, 15-section Lettering field size: 29 x 8 mm, 15-section Lettering field size: 60 x 15 mm, 3-section Lettering field size: 40 x 17 mm, 3-section		**UCT-EMP (25X6)**	**1014117**	10
UniSheet, 0.5 mm thick, inflammability class V0 according to UL 94 84-section, lettering field size: 25 x 6 mm 48-section, lettering field size: 29 x 8 mm 9-section, lettering field size: 60 x 15 mm 16-section, lettering field size: 40 x 17 mm		**US-EMP (25X6)-1**	**0802754**	10
Insert labels for thermal transfer printer, halogen-free Lettering field size: 25 x 6 mm, 5000 labels per roll Lettering field size: 29 x 8 mm, 5400 labels per roll Lettering field size: 60 x 15 mm, 2500 labels per roll Lettering field size: 40 x 17 mm, 2300 labels per roll		**EMT (25X6)R**	**0817264**	1
Cable binder, inflammability class according to UL 94: V0, halogen-free, temperature range: -40°C ... 85°C, maximum bundle Ø [mm]/minimum tensile strength [N]				
35 / 130		**WT-HP HF 3,6X140**	**0830982**	100
50 / 220		**WT-HP HF 4,8X200**	**0830983**	100
79 / 220		**WT-HP HF 4,5X290**	**0830984**	100
Magazine, for THERMOMARK CARD ..., for accommodating UCT-EMP ...		**THERMOMARK CARD-UCT-MAG26**	**0802988**	1

Lettering field size: 29 x 8 mm, for cable diameter > 6 mm

Lettering field size: 60 x 15 mm, for cable diameter > 9 mm

Lettering field size: 40 x 17 mm, for cable diameter > 9 mm

Technical data

PC
V0
-40 ... 125
Halogen-free

Ordering data

Type	Order No.	Pcs. / Pkt.
KMK HP (29X8)	0830721	100

Accessories

UCT-EMP (29X8)	1014118	10
US-EMP (29X8)	0829436	10
EMT (29X8)R	0817277	1
WT-HP HF 3,6X140	0830982	100
WT-HP HF 4,8X200	0830983	100
WT-HP HF 4,5X290	0830984	100
THERMOMARK CARD-UCT-MAG26	0802988	1

Technical data

PC
V0
-40 ... 125
Halogen-free

Ordering data

Type	Order No.	Pcs. / Pkt.
KMK HP (60X15)	0830722	50

Accessories

UCT-EMP (60X15)	1014119	10
US-EMP (60X15)	0828781	10
EMT (60X15)R	0801846	1
WT-HP HF 3,6X140	0830982	100
WT-HP HF 4,8X200	0830983	100
WT-HP HF 4,5X290	0830984	100
THERMOMARK CARD-UCT-MAG26	0802988	1

Technical data

PC
V0
-40 ... 125
Halogen-free

Ordering data

Type	Order No.	Pcs. / Pkt.
KMK HP (40X17)	0830723	50

Accessories

UCT-EMP (40X17)	1014120	10
US-EMP (40X17)	0829437	10
EMT (40X17)R	0817293	1
WT-HP HF 3,6X140	0830982	100
WT-HP HF 4,8X200	0830983	100
WT-HP HF 4,5X290	0830984	100
THERMOMARK CARD-UCT-MAG26	0802988	1

Plastic cable markers for insert labels, for assembly with cable binders

- KMK UV ... plastic cable markers for marking and bundling conductors and cables outdoors
- The KMK UV... cable markers are ultra-transparent, impact resistant, and have excellent weathering resistance. At the same time, they also possess outstanding chemical resistance
- The KMK... versions have eyelets and are attached with cable binders
- The printed insert label is protected from dirt by the sealing cap
- Marking service: Phoenix Contact can custom-mark all insert labels for plastic cable markers in accordance with your requirements

Notes:

For matching cable binders, see page 588 or the product area on our website at phoenixcontact.net/products.

[1]) WT-UV HF...BK cable binders are weatherproof and UV resistant according to ISO 4892 (after QUV-B 600 hours) for up to 10 years.

Lettering field size: 25 x 6 mm, for cable diameter > 6 mm

Technical data

General data		
Material		PA
Inflammability class according to UL 94		HB
Temperature range	[°C]	-40 ... 100
Components		Halogen-free

Ordering data

Description	Color	Type	Order No.	Pcs. / Pkt.
Cable marker carrier for cable binder assembly	transparent	**KMK UV (25X6)**	**1014106**	100

Accessories

UniCard, insert strip for KMK... cable marker carriers, can be marked with THERMOMARK CARD..., BLUEMARK CLED, and TOPMARK Laser Lettering field size: 25 x 6 mm, 15-section Lettering field size: 29 x 8 mm, 15-section Lettering field size: 60 x 15 mm, 3-section Lettering field size: 40 x 17 mm, 3-section		**UCT-EMP (25X6)**	**1014117**	10
UniSheet, 0.5 mm thick, inflammability class V0 according to UL 94 84-section, lettering field size: 25 x 6 mm 48-section, lettering field size: 29 x 8 mm 9-section, lettering field size: 60 x 15 mm 16-section, lettering field size: 40 x 17 mm		**US-EMP (25X6)-1**	**0802754**	10
Insert labels for thermal transfer printer, halogen-free Lettering field size: 25 x 6 mm, 5000 labels per roll Lettering field size: 29 x 8 mm, 5400 labels per roll Lettering field size: 60 x 15 mm, 2500 labels per roll Lettering field size: 40 x 17 mm, 2300 labels per roll		**EMT (25X6)R**	**0817264**	1
Cable binder, halogen-free, inflammability class according to UL 94: V2, maximum bundle Ø [mm] / min. tensile strength [N][1])				
35 / 130		**WT-UV HF 3,6X140 BK**	**3240832**	100
50 / 220		**WT-UV HF 4,5X200 BK**	**3240834**	100
79 / 220		**WT-UV HF 4,5X290 BK**	**3240835**	100
Magazine, for THERMOMARK CARD ..., for accommodating UCT-EMP ...		**THERMOMARK CARD-UCT-MAG26**	**0802988**	1

Lettering field size: 29 x 8 mm, for cable diameter > 6 mm

Lettering field size: 60 x 15 mm, for cable diameter > 9 mm

Lettering field size: 40 x 17 mm, for cable diameter > 9 mm

Technical data

PA
HB
-40 ... 100
Halogen-free

Ordering data

Type	Order No.	Pcs. / Pkt.
KMK UV (29X8)	1014107	100

Accessories

UCT-EMP (29X8)	1014118	10
US-EMP (29X8)	0829436	10
EMT (29X8)R	0817277	1
WT-UV HF 3,6X140 BK	3240832	100
WT-UV HF 4,5X200 BK	3240834	100
WT-UV HF 4,5X290 BK	3240835	100
THERMOMARK CARD-UCT-MAG26	0802988	1

Technical data

PA
HB
-40 ... 100
Halogen-free

Ordering data

Type	Order No.	Pcs. / Pkt.
KMK UV (60X15)	1014108	50

Accessories

UCT-EMP (60X15)	1014119	10
US-EMP (60X15)	0828781	10
EMT (60X15)R	0801846	1
WT-UV HF 3,6X140 BK	3240832	100
WT-UV HF 4,5X200 BK	3240834	100
WT-UV HF 4,5X290 BK	3240835	100
THERMOMARK CARD-UCT-MAG26	0802988	1

Technical data

PA
HB
-40 ... 100
Halogen-free

Ordering data

Type	Order No.	Pcs. / Pkt.
KMK UV (40X17)	1014109	50

Accessories

UCT-EMP (40X17)	1014120	10
US-EMP (40X17)	0829437	10
EMT (40X17)R	0817293	1
WT-UV HF 3,6X140 BK	3240832	100
WT-UV HF 4,5X200 BK	3240834	100
WT-UV HF 4,5X290 BK	3240835	100
THERMOMARK CARD-UCT-MAG26	0802988	1

GKM ... conductor marker



Conductor diameter from 0 to 5.2 mm

- The GKM ... conductor markers support large-surface conductor marking
- Flexible application, thanks to spring-loaded conductor attachment
- Particularly suitable for temporary marking
- Quick and easy to use

Technical data

General data		
Material		PA/ABS
Temperature range	[°C]	-40 ... 80
Components		Free from silicone and halogen

Ordering data

Description	Color	Type	Order No.	Pcs. / Pkt.
Conductor markers, lettering field size: 20 x 8 mm for conductor diameters of 0 - 2.5 mm	gray	**GKM 1 GY**	**1750498**	100
For conductor diameters of 4.8 - 11 mm	gray			

Accessories

Marker tags, 5-section, unprinted, marking with X-PEN, B-STIFT, plotter or BKMT 20 x 8 label				
Lettering field size: 20 x 8 mm	white	**SS-ZB WH**	**5031171**	50
Lettering field size: 20 x 8 mm	yellow	**SS-ZB YE**	**5031650**	50
UniCard, for marking devices from the following manufacturers: ABB, Conta-Clip, Escha, Festo, ifm-electronik, Harting, Moeller, Phoenix Contact, Siemens				
Lettering field size: 20 x 9 mm	white	**UC-EM (20X9)**	**0825503**	10
Lettering field size: 20 x 9 mm	yellow	**UC-EM (20X9) YE**	**0827637**	10
Lettering field size: 20 x 9 mm	white	**UCT-EM (20X9)**	**0801471**	10
Lettering field size: 20 x 9 mm	yellow	**UCT-EM (20X9) YE**	**0801472**	10

Conductor diameter from 4.8 to 11 mm

Technical data

PA/ABS
-40 ... 80
Free from silicone and halogen

Ordering data

Type	Order No.	Pcs. / Pkt.
GKM 2 GY	1750485	100

Accessories

SS-ZB WH	5031171	50
SS-ZB YE	5031650	50
UC-EM (20X9)	0825503	10
UC-EM (20X9) YE	0827637	10
UCT-EM (20X9)	0801471	10
UCT-EM (20X9) YE	0801472	10

Type key for SD-WMTBS ...

Example **0826514 SD-WMTBS (S) YE**

0826514	SD-WMTBS	(S)	YE
Order No.	**Product type**	**Imprint**	**Color**
0826637	SD-WMTBS (NEUTRAL) CC	(NEUTRAL) = unprinted	YE = yellow
0826514	SD-WMTBS (S) YE	(S) = printed with numbers 0 - 9	YE = yellow
0826611: letter	SD-WMTBS (CH) YE	(CH) = letters A - Z	YE = yellow
0826624: symbol	SD-WMTBS (SY) YE	(SY) = symbols + - / . GND	YE = yellow
0826527	SD-WMTBS (NU) CC	(NU) = printed with numbers 0 - 9	CC = international color code

International color code

Print	Marker color	Font color
0	black	white
1	brown	white
2	red	white
3	orange	black
4	yellow	black
5	green	white
6	blue	white
7	violet	white
8	gray	black
9	white	black

Cable marking for carrier assembly

– Cable markers for marking cables and conductors with larger cross sections
– The printed individual markers are pushed onto the corresponding holders

Notes:

1) For an ordering example, see page 210.

The label holder is attached using cable binders; for corresponding cable binders up to 4.8 mm wide, see page 588 onwards.

Individual marker with carrier for cable diameter > 16 mm

Technical data

General data		
Material		PVC
Inflammability class according to UL 94		V2
Temperature range	[°C]	-30 ... 60
Wipe resistance		DIN EN 61010-1 (VDE 0411-1)
Components		Free from silicone and cadmium

Ordering data

Description	Color	Type	Order No.	Pcs. / Pkt.
Cable marker[1])				
Unprinted	international color code	**SD-WMTBS (NEUTRAL) CC**	**0826637**	100
Printed: with numbers 0-9	yellow	**SD-WMTBS (S) YE**	**0826514**	100
Printed: with upper case letters A-Z	yellow	**SD-WMTBS (CH) YE**	**0826611**	100
Printed: with symbols + - / . GND	yellow	**SD-WMTBS (SY) YE**	**0826624**	100
International color code, printed: With numbers between 0-9	international color code	**SD-WMTBS (NU) CC**	**0826527**	100
Label holder, for cable binders up to 4.8 mm wide				
For max 7 characters	black	**SD-WMTB (70X10)**	**0826530**	100
For max 13 characters	black	**SD-WMTB (100X10)**	**0826543**	100

Stainless steel cable marking for carrier assembly

- Cable markers for marking cables and conductors with larger cross sections
- The individual high-grade steel markers are pushed onto the corresponding holders
- They are secured using high-grade steel cable binders
- Easy assembly with UNIFOX-CT M7,9

Notes:

1) For ordering example, see page 210.

For further stainless steel cable binders, see page 594.

Stainless steel marker with carrier for assembly with cable binders

Technical data

General data	
Material	Stainless steel

Ordering data

Description	Color	Type	Order No.	Pcs. / Pkt.
Cable marker[1])				
Unprinted	silver	**SD-WMTBS (NEUTRAL) VA**	**0826666**	50
Printed: with numbers 0-9	silver	**SD-WMTBS (NU) VA**	**0826556**	50
Printed: with upper case letters A-Z	silver	**SD-WMTBS (CH) VA**	**0826640**	50
Printed: with symbols + - / . GND	silver	**SD-WMTBS (SY) VA**	**0826653**	50
Label holder				
For max 6 characters	silver	**SD-WMTB (30X10) VA**	**0826569**	50
For max 9 characters	silver	**SD-WMTB (47X10) VA**	**0826572**	50
For max 13 characters	silver	**SD-WMTB (70X10) VA**	**0826585**	50
For max 17 characters	silver	**SD-WMTB (92X10) VA**	**0826598**	50
For max. 20 characters	silver	**SD-WMTB (111X10) VA**	**0826608**	50

Accessories

Cable binder, made of stainless steel (AISI 304), width 4.6 mm, maximum bundle Ø [mm]/minimum tensile strength [N]				
30 / 890	silver	**WT-STEEL S 4,6X150**	**3240807**	100
50 / 890	silver	**WT-STEEL S 4,6X201**	**3240808**	100

High-grade steel cable marking for embossing or laser engraving

- Cable markers for marking cables and conductors with larger cross sections
- The individual high-grade steel markers are pushed onto the corresponding holders
- They are secured using high-grade steel cable binders
- Easy assembly with UNIFOX-CT M7,9

Notes:

For further stainless steel cable binders, see page 594.

Stainless steel marker for assembly with cable binders

Technical data

General data	
Material	Stainless steel 304

Ordering data

Description	Color	Type	Order No.	Pcs. / Pkt.
Steel cable markers, rustproof, non-magnetic, label size: 89 x 19 mm, lettering field size: 65 x 19 mm	silver	**KMV**	**0806644**	100
Steel cable markers, rustproof, non-magnetic, label size: 44 x 9.6 mm, lettering field size: 23 x 9 mm	silver	**KMV 44X9,6**	**0812007**	100

Accessories

Cable binder, made of stainless steel (AISI 304), width 4.6 mm, maximum bundle Ø [mm]/minimum tensile strength [N] **30 / 890**	silver	**WT-STEEL S 4,6X150**	**3240807**	100

Marking collars for insert labels



Closed marker carrier, for sliding on

- These conductor marking systems consist of marker carriers and insert labels
- The PATG ... collar is a captive marker carrier
- Can be used to mark conductors with a diameter of 0.6 ... 50 mm
- The corresponding UC-WMT ..., UCT-WMT ..., US-WMT ..., WMTW ..., and EMT ... insert labels are used for marking



Technical data

General data		
Material		PVC
Inflammability class according to UL 94		V0
Temperature range	[°C]	-50 ... 80
Components		Silicone-free

Ordering data

Description	Color	Type	Order No.	Pcs. / Pkt.
Conductor marker carrier, closed, **10 mm** wide				
Conductor diameter: 0.6-1.2 mm	transparent	**PATG 0/10**	**1013795**	1000
Conductor diameter: 1.5-2.5 mm	transparent	**PATG 1/10**	**1013805**	1000
Conductor cross section: 2.0-4.0 mm	transparent	**PATG 2/10**	**1013818**	1000
Conductor cross section: 4.0-7.0 mm	transparent	**PATG 3/10**	**1013821**	500
Wire marker carrier, closed, **12 mm** wide				
Conductor diameter: 0.6-1.2 mm	transparent	**PATG 0/12**	**0827076**	1000
Conductor diameter: 1.5-2.5 mm	transparent	**PATG 1/12**	**0827077**	1000
Conductor cross section: 2.0-4.0 mm	transparent	**PATG 2/12**	**0827078**	1000
Conductor cross section: 4.0-7.0 mm	transparent	**PATG 3/12**	**0827079**	500
Conductor cross section: 6.0-10.0 mm	transparent	**PATG 4/12**	**0827080**	500
	transparent	**PATG 5/12**	**0803312**	200
Conductor marker carrier, closed, **15 mm** wide				
Conductor diameter: 0.6-1.2 mm	transparent	**PATG 0/15**	**1013740**	1000
Conductor diameter: 1.5-2.5 mm	transparent	**PATG 1/15**	**1013025**	1000
Conductor cross section: 2.0-4.0 mm	transparent	**PATG 2/15**	**1013038**	1000
Conductor cross section: 4.0-7.0 mm	transparent	**PATG 3/15**	**1013041**	500
Conductor cross section: 6.0-10.0 mm	transparent	**PATG 4/15**	**1013054**	500
Conductor cross section: 10.0-14.0 mm	transparent	**PATG 5/15**	**1013067**	200
Conductor cross section: 14.0-22.0 mm	transparent	**PATG 6/15**	**1013070**	200
Conductor cross section: 22.0-30.0 mm	transparent	**PATG 7/15**	**1013083**	50
Conductor cross section: 30.0-35.0 mm	transparent	**PATG 8/15**	**1013096**	50
Conductor diameter: 35.0 - 45.0 mm	transparent	**PATG 9/15**	**1013106**	50
Wire marker carrier, closed, **18 mm** wide				
Conductor diameter: 0.6-1.2 mm	transparent	**PATG 0/18**	**0820507**	1000
Conductor diameter: 1.5-2.5 mm	transparent	**PATG 1/18**	**0820510**	1000
Conductor cross section: 2.0-4.0 mm	transparent	**PATG 2/18**	**0820523**	1000
Conductor cross section: 4.0-7.0 mm	transparent	**PATG 3/18**	**0820536**	500
Conductor cross section: 6.0-10.0 mm	transparent	**PATG 4/18**	**0820549**	500
Conductor cross section: 10.0-14.0 mm	transparent	**PATG 5/18**	**0828059**	200
Conductor cross section: 14.0-22.0 mm	transparent	**PATG 6/18**	**0828062**	200
Conductor marker carrier, closed, **23 mm** wide				
Conductor diameter: 0.6-1.2 mm	transparent	**PATG 0/23**	**0828046**	1000
Conductor diameter: 1.5-2.5 mm	transparent	**PATG 1/23**	**1013847**	1000
Conductor cross section: 2.0-4.0 mm	transparent	**PATG 2/23**	**1013850**	500
Conductor cross section: 4.0-7.0 mm	transparent	**PATG 3/23**	**1013863**	500
Conductor cross section: 6.0-10.0 mm	transparent	**PATG 4/23**	**0808011**	200
Conductor cross section: 10.0-14.0 mm	transparent	**PATG 5/23**	**0808024**	200
Conductor cross section: 14.0-22.0 mm	transparent	**PATG 6/23**	**0808037**	100
Conductor cross section: 22.0-30.0 mm	transparent	**PATG 7/23**	**0808040**	50
Conductor cross section: 30.0-35.0 mm	transparent	**PATG 8/23**	**0808053**	50
Conductor marker carrier, closed, **30 mm** wide				
Conductor diameter: 1.5-2.5 mm	transparent	**PATG 1/30**	**0822440**	500
Conductor cross section: 2.0-4.0 mm	transparent	**PATG 2/30**	**0822453**	500
Conductor cross section: 4.0-7.0 mm	transparent	**PATG 3/30**	**0822466**	200
Conductor cross section: 6.0-10.0 mm	transparent	**PATG 4/30**	**0822479**	200
Conductor cross section: 10.0-14.0 mm	transparent	**PATG 5/30**	**0822482**	200

Marking collars for insert labels

– Can be marked using UC-WMT ..., US-WMT ..., UCT-WMT..., and WMTW plastic labels or EMT ... insert strips

PATO ...

– These marking collars are used for subsequent marking of systems that have already been wired

PAB-KTL ...

– Marking collars for identifying and bundling conductors

Open marker carrier, for clipping on

Marker carrier for assembly with cable binders

		Technical data	Technical data
General data			
Material		PVC	PVC
Inflammability class according to UL 94		V0	V0
Temperature range	[°C]	-50 ... 80	-50 ... 80
Components		Silicone-free	Silicone-free

Description	Color	Ordering data: Type	Order No.	Pcs. / Pkt.	Ordering data: Type	Order No.	Pcs. / Pkt.
Conductor marker carrier, open, **10 mm** wide							
Conductor cross section: 2.0-3.5 mm	transparent	**PATO 1/10**	**1013876**	1000			
Conductor diameter: 2.8 - 4.4 mm	transparent	**PATO 2/10**	**1013889**	1000			
Wire marker carrier, open, **12 mm** wide							
Conductor cross section: 2.0-3.5 mm	transparent	**PATO 1/12**	**0827081**	1000			
Conductor diameter: 2.8 - 4.4 mm	transparent	**PATO 2/12**	**0827082**	1000			
Conductor marker carrier, open, **15 mm** wide							
Conductor cross section: 2.0-3.5 mm	transparent	**PATO 1/15**	**1013119**	1000			
Conductor diameter: 2.8 - 4.4 mm	transparent	**PATO 2/15**	**1013122**	1000			
Conductor diameter: 6.7 - 8.0 mm	transparent	**PATO 3/15**	**1013135**	500			
Conductor diameter: 6.7 - 10.0 mm	transparent	**PATO 4/15**	**1013148**	500			
Wire marker carrier, open, **18 mm** wide							
Conductor cross section: 2.0-3.5 mm	transparent	**PATO 1/18**	**0823740**	500			
Conductor diameter: 2.8 - 4.4 mm	transparent	**PATO 2/18**	**0823753**	500			
Conductor marker carrier, open, **23 mm** wide							
Conductor cross section: 2.0-3.5 mm	transparent	**PATO 1/23**	**1013892**	500			
Conductor diameter: 2.8 - 4.4 mm	transparent	**PATO 2/23**	**1013902**	500			
Conductor marker carrier, open, **30 mm** wide							
Conductor cross section: 2.0-3.5 mm	transparent	**PATO 1/30**	**0822495**	500			
Conductor diameter: 2.8 - 4.4 mm	transparent	**PATO 2/30**	**0822505**	500			
Cable marker carrier, lettering field along the length of cable, marking with UC-WMT and PABA...., lettering field: 30 x 4 mm, is secured with PKB cable tie							
	transparent				**PAB-KTL**	**1013261**	200
Lettering field size: 23 x 4 mm, marking with UC-WMT and PABA.../23	transparent				**PAB-KTL 23**	**1013957**	200
Plastic cable marker for PKE insert label, can be marked with PKE insert label, marking field: 9 mm x 20 mm, with eyelets for fastening to PKB cable ties							
	transparent				**PKT 9X20**	**0803977**	240

Halogen-free marking collars for insert labels

Notes:

High-quality fluid printing with the BLUEMARK is required when using the UC-WMT… insert labels.

new

Closed marker carrier, for sliding on

- These conductor marking systems consist of marker carriers and insert labels
- The PATG HF... sleeve is a captive marker carrier
- Conductors with a diameter of 1.3 mm ... 10 mm can be marked with it.
- The corresponding UC-WMT… and UCT-WMT… insert labels are used for marking
- These conductor marking systems are particularly suitable for use in the railway and automotive industry, traffic technology, and building technology, thanks to their outstanding material properties
- Comprehensive approvals, such as the NF F 16-101/16-102, DIN EN 45545-2, and DIN 5510-2 ensure international use

Technical data

General data		
Material		TPU
Inflammability class according to UL 94		V0
Temperature range	[°C]	-40 ... 100
Components		free from silicone, halogen, and cadmium

Ordering data

Description	Color	Type	Order No.	Pcs. / Pkt.
Conductor marker carrier, closed, **10 mm** wide				
Cable diameter: 1.3 - 2.8 mm	transparent/ black	**PATG HF 1/10**	**1014044**	1000
Cable diameter: 2.0 - 4.0 mm	transparent/ black	**PATG HF 2/10**	**1014050**	1000
Cable diameter: 4.0 - 7.0 mm	transparent/ black	**PATG HF 3/10**	**1014056**	500
Wire marker carrier, closed, **12 mm** wide				
Cable diameter: 1.3 - 2.8 mm	transparent/ black	**PATG HF 1/12**	**1014045**	1000
Cable diameter: 2.0 - 4.0 mm	transparent/ black	**PATG HF 2/12**	**1014051**	1000
Cable diameter: 4.0 - 7.0 mm	transparent/ black	**PATG HF 3/12**	**1014057**	500
Cable diameter: 5.0 - 10.0 mm	transparent/ black	**PATG HF 4/12**	**1014063**	500
Conductor marker carrier, closed, **15 mm** wide				
Cable diameter: 1.3 - 2.8 mm	transparent/ black	**PATG HF 1/15**	**1014046**	1000
Cable diameter: 2.0 - 4.0 mm	transparent/ black	**PATG HF 2/15**	**1014052**	1000
Cable diameter: 4.0 - 7.0 mm	transparent/ black	**PATG HF 3/15**	**1014058**	500
Cable diameter: 5.0 - 10.0 mm	transparent/ black	**PATG HF 4/15**	**1014064**	500
Wire marker carrier, closed, **18 mm** wide				
Cable diameter: 1.3 - 2.8 mm	transparent/ black	**PATG HF 1/18**	**1014047**	1000
Cable diameter: 2.0 - 4.0 mm	transparent/ black	**PATG HF 2/18**	**1014053**	1000
Cable diameter: 4.0 - 7.0 mm	transparent/ black	**PATG HF 3/18**	**1014059**	500
Cable diameter: 5.0 - 10.0 mm	transparent/ black	**PATG HF 4/18**	**1014065**	500
Conductor marker carrier, closed, **23 mm** wide				
Cable diameter: 1.3 - 2.8 mm	transparent/ black	**PATG HF 1/23**	**1014048**	1000
Cable diameter: 2.0 - 4.0 mm	transparent/ black	**PATG HF 2/23**	**1014054**	500
Cable diameter: 4.0 - 7.0 mm	transparent/ black	**PATG HF 3/23**	**1014060**	500
Cable diameter: 5.0 - 10.0 mm	transparent/ black	**PATG HF 4/23**	**1014066**	200
Conductor marker carrier, closed, **30 mm** wide				
Cable diameter: 1.3 - 2.8 mm	transparent/ black	**PATG HF 1/30**	**1014049**	500
Cable diameter: 2.0 - 4.0 mm	transparent/ black	**PATG HF 2/30**	**1014055**	500
Cable diameter: 4.0 - 7.0 mm	transparent/ black	**PATG HF 3/30**	**1014061**	200
Cable diameter: 5.0 - 10.0 mm	transparent/ black	**PATG HF 4/30**	**1014067**	200

Overview of conductor and cable marking

Markers for marking with TOPMARK LASER, BLUEMARK..., THERMOMARK... or plotters

Conductor diameter [mm]	Stainless steel and aluminum labels (Page 160)						Aluminum labels (Page 160)				Conductor clips (Page 162)										Ferrules (dimensions in mm²) (Page 169)				
	LS-WMTB-... (29X8)	LS-WMTB-... (40X15)	LS-WMTB-- (60X15)	LS-WMTB-... (100x15)	LS-WMTB-... (D25)	LS-WMTB-... (D30)	WMTB-AL (29X8)	WMTB-AL (40X15)	WMTB-AL (60X15)	WMTB-AL (D30)	UC-WMC 1,9...	UC-WMC 3,1...	UC-WMC 4,4...	UC-WMC 5,6...	UC-WMC 7,5...	UC-WMCO 1,6...	UC-WMCO 2,1...	UC-WMCO 2,9...	UC-WMCO 3,6...	UC-WMCO 4,9...	AI-WM 0,5-8 WH	AI-WM 0,75-8 GY	AI-WM 1-8 RD	AI-WM 1,5-8 WH	AI-WM 2,5-8 BU
0.5																									
1.0																					0.5	0.75	1.0	1.5	2.5
1.5											1.2					1.3									
2.0											1.9					1.6	1.6 2.1								
2.5												1.9						2.1							
3.0	> 2.9									> 2.4								2.9							
3.5							> 2.9					3.1	2.8						2.9						
4.0																			3.6	3.6					
4.5													4.4	4.2											
5.0		> 4.6	> 4.6	> 4.6				> 4.6	> 4.6											4.9					
5.5														5.6	5.0										
6.0																									
7.0																									
8.0															7.5										
9.0																									
10.0																									
12.0																									
14.0																									
16.0																									
18.0																									
20.0																									
22.0																									
24.0					25																				
26.0																									
28.0																									
30.0						30																			
35.0																									
40.0																									
45.0																									
50.0	> 50	> 50	> 50	> 50			> 50	> 50	> 50	> 50															

Conductor marker						Marking collars in conjunction with UC-WMT ... / EMT ..../ US-WMT .../ WMTW ... / UCT-WMT...														
for assembly with cable binders				for threading on																
Page 172				Page 176		Page 214														
UC-WMTB ...	UC-WMTBA (24x5)...	UC-WMTBA (29x8)...	UC-WMTBA (60x11)...	UCT-WMS 3,2...	UCT-WMS 4,7...	PATG 0/...	PATG 1/...	PATG 2/...	PATG 3/...	PATG 4/...	PATG 5/...	PATG 6/...	PATG 7/...	PATG 8/...	PATG 9/...	PATO 1/...	PATO 2/...	PATO 3/...	PATO 4/...	PAB-KTL
						0.6 1.2														
				1.5 3.2			1.5 2.5	2.0 4.0								2.0 3.5				
					2.5 4.7												2.8 4.4			
	4.0 > 50								4.0 7.0									4.4 6.7		
7.0 > 50		6.0 > 50	6.0 > 50							6.0 10.0									6.7 10.0	> 6.0 > 50
											10.0 14.0									
												14.0 22.0								
													22.0 30.0							
														30.0 35.0						
															35.0 45					

Overview of conductor and cable marking

Markers for marking with THERMOMARK... or laser printers

Conductor diameter [mm]	Cable markers for threading on (Page 182)			Cable marker labels (Page 185)									
	US-WMTB (24X5)	US-WMTB (29X8)	US-WMTB (44X15)	WML 3...	WML 5...	WML 6... / US-WML 6...	WML 7,5...	WML 12...	WML 14... / US-WML 14...	WML 18...	WML 22...	WML 36... / US-WML 36...	WML 46...
0.5													
1.0													
1.5													
2.0													
2.5				2.0	2.0								
3.0				3.0						2.5			
3.5						3.0	3.0						
4.0													
4.5			> 4.0										
5.0					5.0								
5.5								5.0	5.0				
6.0						6.0							
7.0													
8.0							7.5				7.0		
9.0													
10.0													
12.0								12.0					
14.0									14.0			11.0	11.0
16.0	> 13.0	> 13.0											
18.0										18.0			
20.0													
22.0											22.0		
24.0													
26.0													
28.0													
30.0													
35.0												36.0	
40.0													
45.0													46.0
50.0	> 50	> 50	> 50										

Shrink sleeve										Conductor markers for threading on/ for cable binder fixing						Plastic cable markers in conjunction with US-EMP .../ ESL .../ EMT ...					
Page 189										Page 196						Page 200					
WMS (2HF*) 2,4...	WMS (2HF*) 3,2...	WMS (2HF*) 4,8...	WMS (2HF*) 6,4...	WMS (2HF*) 9,5...	WMS (2HF*)12,7...	WMS (2HF*)19,1...	WMS (2HF*)25,4...	WMS (2HF*)38,1...	WMS (2HF*)50,8...	WMT 2,4...	WMT 3,5...	WMT 4,2...	WMT 5,5...	WMT 8,4...	WMTB ... / US-WMTB ...	KMK	KMK 1	KMK 2	KMK 3	KMK 4	KMK 5
0.8	1.0									1.0					0.5		0.5	0.5		0.5	0.5
1.2*	1.6*	1.6								2.4	2.0										
2.4		2.4*	2.1								3.5	3.0									
	3.2		3.2*	3.2								4.2	4.0								
		4.8		4.8*	4.2								5.5	5.0							
			6.4		6.4*	6.4								8.4							
				9.5	12.7	9.5*	8.5									10.0					
						19.1	12.7*	12.7								25.0			16.0		
							25.4	19.1*	16.9										35.0		
								38.1	25.4*												
									50.8						> 50		> 50	> 50		> 50	> 50

STEP POWER
H1-17.1
H1-17.2
H1-17.3
Input AC
100-240V
H1-17.1
H1-17.2
H1-17.3
H1-17.4
H1-17.5

Device marking - MARKING system

Identifying electrical and electronic control cabinets does not just make service work easier. In some sectors, it is actually a mandatory requirement. Moreover, equipment identification improves the quality of the control cabinets and systems.

Phoenix Contact provides a variety of different markers for device marking. From adhesive labels to high-quality engraving labels, the wide marker range caters for every application.

A variety of printing systems is available for marking or engraving.

Product range overview

Device marking 224

LS-EM... stainless steel, aluminum, plastic, and laser foil device marking

Designed to be stuck on, screwed in or riveted or snapped into marker carriers 226

Aluminum EM... AL and stainless steel EM...-V4A device marking

Designed to be stuck on, screwed in or riveted or snapped into marker carriers 237

UniCard UC-EM... and UCT-EM... device marking

Designed to be stuck on, screwed in or riveted or snapped into marker carriers 240

Snap-in, for devices from Phoenix Contact and other manufacturers 248

UniSheet US-EM... device marking

Designed to be stuck on, screwed in or riveted or snapped into marker carriers, labels, and combi labels 254

EM... device marking, labels supplied in rolls

Labels for buttons, continuous and textile labels, labels for rough surfaces, for high-temperature and ESD applications, removable labels, labels with anti-tamper protection 264

Insert strips for devices from Phoenix Contact and other manufacturers 280

BMK... device marking, labels supplied as DIN A sheets 282

GPE... and EMLP... device marking, markers for printing or engraving 284

Marker carriers and profiles 286

Device marking overview

The right marking solution for every device

Phoenix Contact 292

Other manufacturers 294

Device marking

Explicit marking of electrical and electronic control cabinet components is essential for safe and efficient work. As with comprehensive technical documentation, marking all operating equipment increases the availability of the switchgear and simplifies maintenance.

Last but not least, equipment identification improves the quality of the control cabinets and systems.
Phoenix Contact provides a wide range of labels and tags. Depending on the type, they can be marked using BLUEMARK, thermal transfer printers, the plotter, engraving devices, commercially available desktop laser printers or by hand.

With the TOPMARK laser marker you can implement resistant, durable marking on high-quality materials in industrial environments.

For the BLUEMARK CLED and THERMOMARK CARD, there is a complete range of plastic labels available for control cabinets as well as for buttons and switchgear.

The labels of all the various printing systems feature a high level of wipe and scratch resistance.

The self-adhesive labels are made from a two-layer material and are highly durable, e.g., where buttons and switches are subject to frequent use. The best way to mark these labels is to use the engraving device of the CMS–P1–PLOTTER plotter.

Please contact us, if you are unable to find a suitable size or color for your application from the options available in our product range.

It goes without saying that Phoenix Contact also provides a comprehensive engraving and marking service for device marking applications. Test us out!

Device markers are available in various sizes, materials, and colors. The self-adhesive labels have been designed for use in a wide temperature range.

Drilled labels are available for marking devices and control cabinets. These can be securely attached to the device using screws or rivets.

The CARRIER marking system is the perfect choice for marking buttons. It consists of a carrier plus marking label and can be used in control cabinets as well as in the field.

High-temperature labels are ideal for marking PCBs. These labels can safely and permanently withstand temperatures of -40°C to 180°C; or a temperature of 300°C for up to 60 seconds.

Tamper-proof labels are used as rating plates or seals. When they are peeled off, part of the metallic layer comes away, leaving behind a pattern on both the label and the surface.

GPE label sheets consist of a two-layer material that is ideal for engraving. However, the pre-fabricated self-adhesive labels can also be marked directly by hand or using a plotter.



In the case of small print volumes, labels can also be printed using commercially available desktop laser printers. Copy sheets are provided with margins to make it easier to remove individual labels.

The self-adhesive markers are available in various shapes and sizes. They can be used to mark components, devices, and buttons and are highly resistant to chemical and mechanical effects.

Self-adhesive marker carriers are used in conjunction with marking labels for the purpose of marking devices and modules. The carriers can be stuck onto all standard surfaces.

Stainless steel and aluminum device marking for screwing or riveting

- The LS-EMSP ... product range is available in stainless steel (V4A) or aluminum and includes markers that can be quickly and easily fitted with screws or rivets
- The LS-EMSP-V4A ... group is particularly characterized by its high resistance to saltwater, chloride, and solvents and is therefore also suitable for the most demanding industrial requirements
- The LS-EMSP-V4A ... product group can be permanently marked in two ways: by engraving or annealing
- By selecting the material in the CLIP PROJECT planning and configuration software, the correct laser parameters are automatically passed to the TOPMARK LASER
- **Designation example: LS-EMSP-V4A (39x15)**
  Lettering field size: 39 x 15 mm

Notes:
For matching rivets for securing the LS-EMSP-V4A ... and LS-EMSP-AL ..., see page 368 or the product area on our website at phoenixcontact.net/products.
For drilling diagrams, visit phoenixcontact.net/products.
[1]) From lettering field size 110 x 80 to 170 x 180 mm, the material thickness is 1.5 mm.

Can be marked using:

Direct laser marking

Stainless steel, material thickness: 0.5 mm

Technical data

General data	
Can be marked using	TOPMARK LASER
Material	V4A
Wipe resistance	DIN EN 61010-1 (VDE 0411-1)
Components	free from silicone, halogen, and cadmium

Ordering data

Description	Type	Order No.	Pcs. / Pkt.
Marking label, with mounting holes 3.2 mm in diameter			
24-section	**LS-EMSP-V4A (39X15)**	**0831653**	5
16-section	**LS-EMSP-V4A (50X15)**	**0831654**	5
10-section	**LS-EMSP-V4A (50X30)**	**0831655**	5
6-section	**LS-EMSP-V4A (75,6X54)**	**0831656**	5
2-section	**LS-EMSP-V4A (90X60)**	**0831657**	5
2-section			
2-section			
1-section			
1-section			
Marking label, with mounting holes 3.2 mm in diameter			
10-section, red			
10-section, orange			
10-section, blue			
10-section, green			
6-section, red			
6-section, orange			
6-section, blue			
6-section, green			

Accessories

Sheet hopper, for TOPMARK LASER			
	TOPMARK LASER-MAG SHEET	**0831836**	1



Aluminum, material thickness: 0.8 mm[1])

Aluminum, black, material thickness: 0.8 mm[1])

Aluminum, colored, material thickness: 0.8 mm

Technical data

TOPMARK LASER
Aluminum
DIN EN 61010-1 (VDE 0411-1)
free from silicone, halogen, and cadmium

Ordering data

Type	Order No.	Pcs. / Pkt.
LS-EMSP-AL (39X15)	0831615	5
LS-EMSP-AL (50X15)	0831616	5
LS-EMSP-AL (50X30)	0831617	5
LS-EMSP-AL (75,6X54)	0831618	5
LS-EMSP-AL (90X60)	0831619	5
LS-EMSP-AL (110X80)	0831620	5
LS-EMSP-AL (150X80)	0831621	5
LS-EMSP-AL (150X120)	0831622	5
LS-EMSP-AL (170X180)	0831623	5

Accessories

TOPMARK LASER-MAG SHEET	0831836	1

Technical data

TOPMARK LASER
Aluminum
DIN EN 61010-1 (VDE 0411-1)
free from silicone, halogen, and cadmium

Ordering data

Type	Order No.	Pcs. / Pkt.
LS-EMSP-AL (39X15) BK	0831626	5
LS-EMSP-AL (50X15) BK	0831627	5
LS-EMSP-AL (50X30) BK	0831628	5
LS-EMSP-AL (75,6X54) BK	0831629	5
LS-EMSP-AL (90X60) BK	0831630	5
LS-EMSP-AL (110X80) BK	0831631	5
LS-EMSP-AL (150X80) BK	0831632	5
LS-EMSP-AL (150X120) BK	0831633	5
LS-EMSP-AL (170X180) BK	0831634	5

Accessories

TOPMARK LASER-MAG SHEET	0831836	1

Technical data

TOPMARK LASER
Aluminum
DIN EN 61010-1 (VDE 0411-1)
free from silicone, halogen, and cadmium

Ordering data

Type	Order No.	Pcs. / Pkt.
LS-EMSP-AL (50X30) RD	0831637	5
LS-EMSP-AL (50X30) OG	0831641	5
LS-EMSP-AL (50X30) BU	0831645	5
LS-EMSP-AL (50X30) GN	0831649	5
LS-EMSP-AL (75,6X54) RD	0831638	5
LS-EMSP-AL (75,6X54) OG	0831642	5
LS-EMSP-AL (75,6X54) BU	0831646	5
LS-EMSP-AL (75,6X54) GN	0831650	5

Accessories

TOPMARK LASER-MAG SHEET	0831836	1

Adhesive aluminum device marking

- The aluminum LS-EMLP-AL ... product range includes self-adhesive device markers with a high adhesive strength
- The use of modern laser technology creates highly resistant and permanent marking, which can only be removed by destroying the material
- By selecting the material in the CLIP PROJECT planning and configuration software, the correct laser parameters are automatically passed to the TOPMARK LASER
- **Designation example: LS-EMLP-AL (27x15)**
  Lettering field size: 27 x 15 mm
- Marking service: Phoenix Contact can custom-mark all markers according to your requirements

Can be marked using:

Direct laser marking

Aluminum, material thickness: 0.8 mm

Technical data

General data	
Can be marked using	TOPMARK LASER
Material	Aluminum
Wipe resistance	DIN EN 61010-1 (VDE 0411-1)
Components	free from silicone, halogen, and cadmium

Ordering data

Description	Type	Order No.	Pcs. / Pkt.
Marking label, aluminum, self-adhesive			
40-section	**LS-EMLP-AL (27X15)**	**0831580**	5
35-section	**LS-EMLP-AL (27X18)**	**0831581**	5
24-section	**LS-EMLP-AL (49X15)**	**0831582**	5
16-section	**LS-EMLP-AL (60X15)**	**0831583**	5
10-section	**LS-EMLP-AL (60X30)**	**0831584**	5
6-section	**LS-EMLP-AL (85,6X54)**	**0831585**	5
2-section	**LS-EMLP-AL (100X60)**	**0831586**	5
Marking label, aluminum, self-adhesive			
10-section, red			
10-section, orange			
10-section, blue			
10-section, green			
6-section, red			
6-section, orange			
6-section, blue			
6-section, green			

Accessories

Sheet hopper, for TOPMARK LASER	**TOPMARK LASER-MAG SHEET**	**0831836**	1



Aluminum, black, material thickness: 0.8 mm

Aluminum, colored, material thickness: 0.8 mm

Technical data

TOPMARK LASER
Aluminum
DIN EN 61010-1 (VDE 0411-1)
free from silicone, halogen, and cadmium

Ordering data

Type	Order No.	Pcs. / Pkt.
LS-EMLP-AL (27X15) BK	0831589	5
LS-EMLP-AL (27X18) BK	0831590	5
LS-EMLP-AL (49X15) BK	0831591	5
LS-EMLP-AL (60X15) BK	0831592	5
LS-EMLP-AL (60X30) BK	0831593	5
LS-EMLP-AL (85,6X54) BK	0831594	5
LS-EMLP-AL (100X60) BK	0831595	5

Accessories

TOPMARK LASER-MAG SHEET	0831836	1

Technical data

TOPMARK LASER
Aluminum
DIN EN 61010-1 (VDE 0411-1)
free from silicone, halogen, and cadmium

Ordering data

Type	Order No.	Pcs. / Pkt.
LS-EMLP-AL (60X30) RD	0831598	5
LS-EMLP-AL (60X30) OG	0831602	5
LS-EMLP-AL (60X30) BU	0831606	5
LS-EMLP-AL (60X30) GN	0831610	5
LS-EMLP-AL (85,6X54) RD	0831599	5
LS-EMLP-AL (85,6X54) OG	0831603	5
LS-EMLP-AL (85,6X54) BU	0831607	5
LS-EMLP-AL (85,6X54) GN	0831611	5

Accessories

TOPMARK LASER-MAG SHEET	0831836	1

Aluminum device marking for snapping into marker carriers

- The aluminum LS-EMP-AL ... product range includes markers that can be quickly and easily fitted into existing CARRIER-EMP ... label frames
- The use of modern laser technology creates highly resistant and permanent marking, which can only be removed by destroying the material
- By selecting the material in the CLIP PROJECT planning and configuration software, the correct laser parameters are automatically passed to the TOPMARK LASER
- **Designation example: LS-EMP-AL (27x15)**
  Lettering field size: 27 x 15 mm
- Marking service: Phoenix Contact can custom-mark all markers according to your requirements

Can be marked using:

Direct laser marking

Aluminum, material thickness: 0.8 mm

Technical data

General data	
Can be marked using	TOPMARK LASER
Material	Aluminum
Wipe resistance	DIN EN 61010-1 (VDE 0411-1)
Components	free from silicone, halogen, and cadmium

Ordering data

Description	Type	Order No.	Pcs. / Pkt.
Marking label, aluminum, can be snapped into marker carriers			
40-section	**LS-EMP-AL (27X15)**	**0831661**	5
35-section	**LS-EMP-AL (27X18)**	**0831662**	5
24-section	**LS-EMP-AL (49X15)**	**0831663**	5
16-section	**LS-EMP-AL (60X15)**	**0831664**	5
10-section	**LS-EMP-AL (60X30)**	**0831665**	5
6-section	**LS-EMP-AL (85,6X54)**	**0831666**	5
2-section	**LS-EMP-AL (100X60)**	**0831667**	5

Accessories

Sheet hopper, for TOPMARK LASER			
	TOPMARK LASER-MAG SHEET	**0831836**	1
Marker carriers, for snap-in labels			
Marker size: 27 x 15 mm	**CARRIER-EMP (27X15)**	**0827451**	80
Marker size: 49 x 15 mm	**CARRIER-EMP (49X15)**	**0827452**	40
Marker size: 60 x 15 mm	**CARRIER-EMP (60X15)**	**0827453**	40
Marker size: 60 x 30 mm	**CARRIER-EMP (60X30)**	**0827454**	30
Marker size: 85 x 54 mm	**CARRIER-EMP (85,6X54)**	**0829365**	10
Marker carriers, for snap-in labels, for buttons and switches 22 mm in diameter			
Marker size: 27 x 15 mm	**CARRIER-EMP 22 (27X15)**	**0827447**	50
Marker size: 27 x 18 mm	**CARRIER-EMP 22 (27X18)**	**0827448**	50

PRINTED FOR YOU

Aluminum, black, material thickness: 0.8 mm

Technical data

TOPMARK LASER
Aluminum
DIN EN 61010-1 (VDE 0411-1)
free from silicone, halogen, and cadmium

Ordering data

Type	Order No.	Pcs. / Pkt.
LS-EMP-AL (27X15) BK	0831669	5
LS-EMP-AL (27X18) BK	0831670	5
LS-EMP-AL (49X15) BK	0831671	5
LS-EMP-AL (60X15) BK	0831672	5
LS-EMP-AL (60X30) BK	0831673	5
LS-EMP-AL (85,6X54) BK	0831674	5
LS-EMP-AL (100X60) BK	0831675	5

Accessories

TOPMARK LASER-MAG SHEET	0831836	1
CARRIER-EMP (27X15)	0827451	80
CARRIER-EMP (49X15)	0827452	40
CARRIER-EMP (60X15)	0827453	40
CARRIER-EMP (60X30)	0827454	30
CARRIER-EMP (85,6X54)	0829365	10
CARRIER-EMP 22 (27X15)	0827447	50
CARRIER-EMP 22 (27X18)	0827448	50

Plastic adhesive device marking

- The LS-EMLP ... product range includes self-adhesive double-layer plastic device markers
- A wide range of different marker sizes is available for custom designs
- By selecting the material in the CLIP PROJECT planning and configuration software, the correct laser parameters are automatically passed to the TOPMARK LASER
- **Designation example:**
  LS-EMLP (11x9) SR
  Lettering field size: 11 x 9 mm, silver material with black marking

Can be marked using:

Direct laser marking



TRANSPLY-ABS, white, material thickness: 0.8 mm

Technical data

General data		
Can be marked using		TOPMARK LASER
Material		TRANSPLY-ABS
Temperature range	[°C]	-20 ... 85
Wipe resistance		DIN EN 61010-1 (VDE 0411-1)
Components		Free from silicone and halogen

Ordering data

Description	Type	Order No.	Pcs. / Pkt.
Plastic label sheet, self-adhesive, double-layer plastic labels			
1 sheet = 255 labels	**LS-EMLP (11X9) WH**	**0831678**	10
1 sheet = 221 labels	**LS-EMLP (13X9) WH**	**0831679**	10
1 sheet = 220 labels	**LS-EMLP (17X7) WH**	**0831680**	10
1 sheet = 170 labels	**LS-EMLP (17X9) WH**	**0831681**	10
1 sheet = 130 labels	**LS-EMLP (17,5X12) WH**	**0831682**	10
1 sheet = 100 labels	**LS-EMLP (17,5X15) WH**	**0831683**	10
1 sheet = 176 labels	**LS-EMLP (20X7) WH**	**0831684**	10
1 sheet = 160 labels	**LS-EMLP (20X8) WH**	**0831685**	10
1 sheet = 104 labels	**LS-EMLP (22X12) WH**	**0831686**	10
1 sheet = 56 labels	**LS-EMLP (22X22) WH**	**0831687**	10
1 sheet = 120 labels	**LS-EMLP (27X8) WH**	**0831688**	10
1 sheet = 78 labels	**LS-EMLP (27X12,5) WH**	**0831689**	10
1 sheet = 60 labels	**LS-EMLP (27X15) WH**	**0831690**	10
1 sheet = 54 labels	**LS-EMLP (27X18) WH**	**0831691**	10
1 sheet = 36 labels	**LS-EMLP (27X27) WH**	**0831692**	10
1 sheet = 33 labels	**LS-EMLP (45X14) WH**	**0831693**	10
1 sheet = 30 labels	**LS-EMLP (45X15) WH**	**0831694**	10
1 sheet = 30 labels	**LS-EMLP (49X15) WH**	**0831695**	10
1 sheet = 20 labels	**LS-EMLP (60X15) WH**	**0831696**	10
1 sheet = 10 labels	**LS-EMLP (60X30) WH**	**0831697**	10
1 sheet = 6 labels	**LS-EMLP (85,6X54) WH**	**0831698**	10
1 sheet = 2 labels	**LS-EMLP (100X60) WH**	**0831699**	10

Accessories

Sheet hopper, for TOPMARK LASER			
	TOPMARK LASER-MAG SHEET	**0831836**	1





TRANSPLY-ABS, yellow, material thickness: 0.8 mm



TRANSPLY-ABS, silver, material thickness: 0.8 mm

Technical data

TOPMARK LASER
TRANSPLY-ABS
-20 ... 85
DIN EN 61010-1 (VDE 0411-1)
Free from silicone and halogen

Ordering data

Type	Order No.	Pcs. / Pkt.
LS-EMLP (11X9) YE	0831732	10
LS-EMLP (13X9) YE	0831733	10
LS-EMLP (17X7) YE	0831734	10
LS-EMLP (17X9) YE	0831735	10
LS-EMLP (17,5X12) YE	0831736	10
LS-EMLP (17,5X15) YE	0831737	10
LS-EMLP (20X7) YE	0831738	10
LS-EMLP (20X8) YE	0831739	10
LS-EMLP (22X12) YE	0831740	10
LS-EMLP (22X22) YE	0831741	10
LS-EMLP (27X8) YE	0831742	10
LS-EMLP (27X12,5) YE	0831743	10
LS-EMLP (27X15) YE	0831744	10
LS-EMLP (27X18) YE	0831745	10
LS-EMLP (27X27) YE	0831746	10
LS-EMLP (45X14) YE	0831747	10
LS-EMLP (45X15) YE	0831748	10
LS-EMLP (49X15) YE	0831749	10
LS-EMLP (60X15) YE	0831750	10
LS-EMLP (60X30) YE	0831751	10
LS-EMLP (85,6X54) YE	0831752	10
LS-EMLP (100X60) YE	0831753	10

Accessories

TOPMARK LASER-MAG SHEET	0831836	1

Technical data

TOPMARK LASER
TRANSPLY-ABS
-20 ... 85
DIN EN 61010-1 (VDE 0411-1)
Free from silicone and halogen

Ordering data

Type	Order No.	Pcs. / Pkt.
LS-EMLP (11X9) SR	0831705	10
LS-EMLP (13X9) SR	0831706	10
LS-EMLP (17X7) SR	0831707	10
LS-EMLP (17X9) SR	0831708	10
LS-EMLP (17,5X12) SR	0831709	10
LS-EMLP (17,5X15) SR	0831710	10
LS-EMLP (20X7) SR	0831711	10
LS-EMLP (20X8) SR	0831712	10
LS-EMLP (22X12) SR	0831713	10
LS-EMLP (22X22) SR	0831714	10
LS-EMLP (27X8) SR	0831715	10
LS-EMLP (27X12,5) SR	0831716	10
LS-EMLP (27X15) SR	0831717	10
LS-EMLP (27X18) SR	0831718	10
LS-EMLP (27X27) SR	0831719	10
LS-EMLP (45X14) SR	0831720	10
LS-EMLP (45X15) SR	0831721	10
LS-EMLP (49X15) SR	0831722	10
LS-EMLP (60X15) SR	0831723	10
LS-EMLP (60X30) SR	0831724	10
LS-EMLP (85,6X54) SR	0831725	10
LS-EMLP (100X60) SR	0831726	10

Accessories

TOPMARK LASER-MAG SHEET	0831836	1

Stick-on device marking, plastic, with hole for switch

- The LS-EMLP 24/ 30/ 32 ... product range includes self-adhesive double-layer plastic device markers with a hole for the switch
- A wide range of different marker sizes is available for custom designs
- By selecting the material in the CLIP PROJECT planning and configuration software, the correct laser parameters are automatically passed to the TOPMARK LASER
- **Designation example:**
  LS-EMLP 24 (30x12) WH
  Lettering field size: 30 x 12 mm
  Hole diameter for switch: 24 mm, white material with black marking
- Marking service: Phoenix Contact can custom-mark all markers according to your requirements

Can be marked using:

Direct laser marking



TRANSPLY-ABS, colored, material thickness: 0.8 mm

Technical data

General data		
Can be marked using		TOPMARK LASER
Material		TRANSPLY-ABS
Temperature range	[°C]	-20 ... 85
Wipe resistance		DIN EN 61010-1 (VDE 0411-1)
Components		Free from silicone and halogen

Ordering data

Description	Color	Type	Order No.	Pcs. / Pkt.
Plastic label sheet, with hole for switch, diameter 24 mm, self-adhesive double-layer plastic labels				
1 sheet = 20 labels	white	**LS-EMLP 24 (30X12) WH**	**0831700**	10
1 sheet = 20 labels	yellow	**LS-EMLP 24 (30X12) YE**	**0831754**	10
1 sheet = 20 labels	silver	**LS-EMLP 24 (30X12) SR**	**0831727**	10
Plastic label sheet, with hole for switch, diameter 30 mm, self-adhesive double-layer plastic labels				
1 sheet = 9 labels	white	**LS-EMLP 30 (45X10) WH**	**0831701**	10
1 sheet = 9 labels	yellow	**LS-EMLP 30 (45X10) YE**	**0831755**	10
1 sheet = 9 labels	silver	**LS-EMLP 30 (45X10) SR**	**0831728**	10
Plastic label sheet, with hole for switch, diameter 32 mm, self-adhesive double-layer plastic labels				
1 sheet = 12 labels	white	**LS-EMLP 32 (38X14) WH**	**0831702**	10
1 sheet = 12 labels	yellow	**LS-EMLP 32 (38X14) YE**	**0831756**	10
1 sheet = 12 labels	silver	**LS-EMLP 32 (38X14) SR**	**0831729**	10

Accessories

Sheet hopper, for TOPMARK LASER		
TOPMARK LASER-MAG SHEET	**0831836**	1

Laser foil adhesive device marking

- The LS-EML ... product range includes self-adhesive, double-layer plastic foil labels that can be custom designed
- The laser foil is characterized by its high heat resistance and particularly strong adhesive properties
- By selecting the material in the CLIP PROJECT planning and configuration software, the correct laser parameters are automatically passed to the TOPMARK LASER
- **Designation example: LS-EML (180x180) BK-WH**
  Lettering field size: 180 x 180 mm, can be custom designed, black material with white marking
- Marking service: Phoenix Contact can custom-mark all markers according to your requirements

Can be marked using:

Direct laser marking

Polyacrylate, black-white

Technical data

General data		
Can be marked using		TOPMARK LASER
Material		Polyacrylate
Temperature range	[°C]	-40 ... 300
Wipe resistance		DIN EN 61010-1 (VDE 0411-1)
Components		Free from silicone and halogen

Ordering data

Description	Type	Order No.	Pcs. / Pkt.
Laser foil, double-layer plastic foil, for custom label design Lettering field size: 180 x 180 mm	**LS-EML (180X180) BK-WH**	**0831784**	10

Accessories

Sheet hopper, for TOPMARK LASER	**TOPMARK LASER-MAG SHEET**	**0831836**	1

Stick-on aluminum device marking

– The aluminum EMLP-AL... product range includes self-adhesive device markers with a high adhesive strength and is characterized by:
– The markers can be marked quickly, easily, and cost-effectively with the BLUEMARK CLED
– Marking service: Phoenix Contact can custom-mark EMLP ... markers according to your requirements

– A wide range of different marker sizes is available for custom designs. Formats from 27 x 15 to 100 x 60 mm cover the entire range of device and system marking

Can be marked using:

UV

UV LED technology

General data
Can be marked using
Material
Wipe resistance

Description	Color
Marking label, aluminum, self-adhesive, can be snapped in, 0.8 mm thick	
Lettering field size: 27 x 15 mm	aluminum
Lettering field size: 27 x 18 mm	aluminum
Lettering field size: 49 x 15 mm	aluminum
Lettering field size: 60 x 15 mm	aluminum
Lettering field size: 60 x 30 mm	aluminum
Lettering field size: 85.6 x 54 mm	aluminum
Lettering field size: 100 x 60 mm	aluminum

Magazine, for BLUEMARK CLED
for accommodating EMP-AL (27X15), EMLP-AL (27X15)
for accommodating EMP-AL (27X18), EMLP-AL (27X18)
for accommodating EMP-AL (49X15), EMLP-AL (49X15), EMSP-AL (39X15)
for accommodating EMP-AL (60X15), EMLP-AL (60X15), EMSP-AL (50X15)
for accommodating EMP-AL (60X30), EMLP-AL (60X30), and ...-EX versions, EMSP-AL (50X30)
for accommodating EMP-AL (85,6X54), EMLP-AL (85,6X54), and ...-EX versions, EMSP-AL (75,6X54)
for accommodating EMLP-AL (100X60) and ...-EX versions, EMSP-AL (90X60)

– By using modern UV LED printing technology, a highly resistant and optimum printing quality can be achieved, which is resistant to solvents and suitable for use even under harsh industrial conditions

– In conjunction with magazines, optimum printing accuracy is guaranteed



Aluminum, material thickness: 0.8 mm

Technical data

BLUEMARK CLED
Aluminum
DIN EN 61010-1 (VDE 0411-1)

Ordering data

Type	Order No.	Pcs. / Pkt.
EMLP-AL (27X15)	**0830508**	90
EMLP-AL (27X18)	**0830509**	90
EMLP-AL (49X15)	**0830511**	45
EMLP-AL (60X15)	**0830512**	45
EMLP-AL (60X30)	**0830513**	45
EMLP-AL (85,6X54)	**0830514**	15
EMLP-AL (100X60)	**0830515**	15

Accessories

BLUEMARK MAG EM-M (27X15)	**0802736**	1
BLUEMARK MAG EM-M (27X18)	**0802737**	1
BLUEMARK MAG EM-M (49X15)	**0802738**	1
BLUEMARK MAG EM-M (60X15)	**0802739**	1
BLUEMARK MAG EM-M (60X30)	**0802740**	1
BLUEMARK MAG EM-M (85,6X54)	**0802741**	1
BLUEMARK MAG EM-M (100X60)	**0802742**	1

Aluminum device marking for screwing or riveting

Can be marked using:

UV LED technology

Aluminum, material thickness: 0.8 mm

- The aluminum EMSP-AL... product range includes markers that can be quickly and easily fitted with screws or rivets and is characterized by:
- High-quality appearance
- The markers can be marked quickly, easily, and cost-effectively with the BLUEMARK CLED
- By using modern UV LED printing technology, a highly resistant and optimum printing quality can be achieved, which is resistant to solvents and suitable for use even under harsh industrial conditions
- Marking service: Phoenix Contact can custom-mark EMSP ... markers according to your requirements
- In conjunction with magazines, optimum printing accuracy is guaranteed

Notes:
For corresponding rivets for fixing the EMSP-AL ..., see page 368.
For drilling diagrams, visit phoenixcontact.net/products

Technical data

General data	
Can be marked using	BLUEMARK CLED
Material	Aluminum
Wipe resistance	DIN EN 61010-1 (VDE 0411-1)

Ordering data

Description	Color	Type	Order No.	Pcs. / Pkt.
Marking label, aluminum, 0.8 mm thick, with mounting holes 3.2 mm in diameter				
Lettering field size: 39 x 15 mm	aluminum	**EMSP-AL (39X15)**	**0830510**	45
Lettering field size: 50 x 15 mm	aluminum	**EMSP-AL (50X15)**	**0830773**	45
Lettering field size: 50 x 30 mm	aluminum	**EMSP-AL (50X30)**	**0830502**	45
Lettering field size: 75.6 x 54 mm	aluminum	**EMSP-AL (75,6X54)**	**0830503**	15
Lettering field size: 90 x 60 mm	aluminum	**EMSP-AL (90X60)**	**0830504**	15

Accessories

Magazine, for BLUEMARK CLED			
for accommodating EMP-AL (49X15), EMLP-AL (49X15), EMSP-AL (39X15)	**BLUEMARK MAG EM-M (49X15)**	**0802738**	1
for accommodating EMP-AL (60X15), EMLP-AL (60X15), EMSP-AL (50X15)	**BLUEMARK MAG EM-M (60X15)**	**0802739**	1
for accommodating EMP-AL (60X30), EMLP-AL (60X30), and ...-EX versions, EMSP-AL (50X30)	**BLUEMARK MAG EM-M (60X30)**	**0802740**	1
for accommodating EMP-AL (85,6X54), EMLP-AL (85,6X54), and ...-EX versions, EMSP-AL (75,6X54)	**BLUEMARK MAG EM-M (85,6X54)**	**0802741**	1
for accommodating EMLP-AL (100X60) and ...-EX versions, EMSP-AL (90X60)	**BLUEMARK MAG EM-M (100X60)**	**0802742**	1

Aluminum device marking for snapping into marker carriers

- The aluminum EMP-AL ... product range includes markers that can be quickly and easily fitted into existing CARRIER-EMP ... label frames and is characterized by:
- The markers can be marked quickly, easily, and cost-effectively with the BLUEMARK CLED
- By using modern UV LED printing technology, a highly resistant and optimum printing quality can be achieved, which is resistant to solvents and suitable for use even under harsh industrial conditions
- In conjunction with magazines, optimum printing accuracy is guaranteed
- Marking service: Phoenix Contact can custom-mark all EMLP ... markers according to your requirements

Can be marked using:

UV

UV LED technology

PRINTED FOR YOU

Aluminum, material thickness: 0.8 mm

Technical data

General data	
Can be marked using	BLUEMARK CLED
Material	Aluminum
Wipe resistance	DIN EN 61010-1 (VDE 0411-1)

Ordering data

Description	Color	Type	Order No.	Pcs. / Pkt.
Marking label, aluminum, 0.8 mm thick, can be snapped into marker carriers				
Lettering field size: 27 x 15 mm	aluminum	**EMP-AL (27X15)**	**0830776**	90
Lettering field size: 27 x 18 mm	aluminum	**EMP-AL (27X18)**	**0830777**	90
Lettering field size: 49 x 15 mm	aluminum	**EMP-AL (49X15)**	**0830778**	45
Lettering field size: 60 x 15 mm	aluminum	**EMP-AL (60X15)**	**0830779**	45
Lettering field size: 60 x 30 mm	aluminum	**EMP-AL (60X30)**	**0830796**	45
Lettering field size: 85.6 x 54 mm	aluminum	**EMP-AL (85,6X54)**	**0830797**	15

Accessories

Magazine, for BLUEMARK CLED			
for accommodating EMP-AL (27X15), EMLP-AL (27X15)	**BLUEMARK MAG EM-M (27X15)**	**0802736**	1
for accommodating EMP-AL (27X18), EMLP-AL (27X18)	**BLUEMARK MAG EM-M (27X18)**	**0802737**	1
for accommodating EMP-AL (49X15), EMLP-AL (49X15), EMSP-AL (39X15)	**BLUEMARK MAG EM-M (49X15)**	**0802738**	1
for accommodating EMP-AL (60X15), EMLP-AL (60X15), EMSP-AL (50X15)	**BLUEMARK MAG EM-M (60X15)**	**0802739**	1
for accommodating EMP-AL (60X30), EMLP-AL (60X30), and ...-EX versions, EMSP-AL (50X30)	**BLUEMARK MAG EM-M (60X30)**	**0802740**	1
for accommodating EMP-AL (85,6X54), EMLP-AL (85,6X54), and ...-EX versions, EMSP-AL (75,6X54)	**BLUEMARK MAG EM-M (85,6X54)**	**0802741**	1

UniCard stick-on device marking

- The UC-EMLP ... UniCard marking range includes self-adhesive device markers with good adhesive properties
- The markers, which are supplied in uniform sheets, can be marked quickly and easily using the BLUEMARK
- The format automatically ensures printing with a high level of positional accuracy
- The large temperature range for application means that the labels can be used in control cabinets as well as in the field
- The sheets provide space to include function texts

Can be marked using:

UV LED technology

Plotter

Unmarked or marked according to customer specifications

Technical data

General data		
Can be marked using		BLUEMARK CLED • BLUEMARK LED • CMS-P1-PLOTTER
Material		PA
Inflammability class according to UL 94		V2
Temperature range	[°C]	-40 ... 120
Wipe resistance		DIN EN 61010-1 (VDE 0411-1)
Components		Free from silicone and halogen

Ordering data

Description	Color	Type	Order No.	Pcs. / Pkt.
UniCard, with self-adhesive plastic labels				
10-part, lettering field size: 11 x 9 mm	white	**UC-EMLP (11X9)**	**0819291**	10
	yellow	**UC-EMLP (11X9) YE**	**0822602**	10
	silver	**UC-EMLP (11X9) SR**	**0828094**	10
10-section, lettering field size: 15 x 5 mm	white	**UC-EMLP (15X5)**	**0819301**	10
	yellow	**UC-EMLP (15X5) YE**	**0822615**	10
	silver	**UC-EMLP (15X5) SR**	**0828095**	10
10-section, lettering field size: 17 x 9 mm	white	**UC-EMLP (17X9)**	**0819314**	10
	yellow	**UC-EMLP (17X9) YE**	**0822628**	10
	silver	**UC-EMLP (17X9) SR**	**0828096**	10
10-section, lettering field size: 17 x 15 mm	white	**UC-EMLP (17X15)**	**0827885**	10
	yellow	**UC-EMLP (17X15) YE**	**0827886**	10
	silver	**UC-EMLP (17X15) SR**	**0827887**	10
10-section, lettering field size: 20 x 8 mm	white	**UC-EMLP (20X8)**	**0819327**	10
	yellow	**UC-EMLP (20X8) YE**	**0822631**	10
	silver	**UC-EMLP (20X8) SR**	**0828097**	10
6-section, lettering field size: 22 x 22 mm	white	**UC-EMLP (22X22)**	**0825463**	10
	yellow	**UC-EMLP (22X22) YE**	**0825464**	10
	silver	**UC-EMLP (22X22) SR**	**0825465**	10
8-section, lettering field size: 27 x 12.5 mm	white	**UC-EMLP (27X12,5)**	**0825469**	10
	yellow	**UC-EMLP (27X12,5) YE**	**0825470**	10
	silver	**UC-EMLP (27X12,5) SR**	**0825471**	10
	blue	**UC-EMLP (27X12,5) BU**	**0830853**	10
	green	**UC-EMLP (27X12,5) GN**	**0830854**	10
8-section, lettering field size: 27 x 15 mm	white	**UC-EMLP (27X15)**	**0827894**	10
	yellow	**UC-EMLP (27X15) YE**	**0827895**	10
	silver	**UC-EMLP (27X15) SR**	**0827896**	10
8-section, lettering field size: 27 x 18 mm	white	**UC-EMLP (27X18)**	**0825475**	10
	yellow	**UC-EMLP (27X18) YE**	**0825476**	10
	silver	**UC-EMLP (27X18) SR**	**0825477**	10
6-section, lettering field size: 27 x 27 mm	white	**UC-EMLP (27X27)**	**0825481**	10
	yellow	**UC-EMLP (27X27) YE**	**0825482**	10
	silver	**UC-EMLP (27X27) SR**	**0825483**	10
4-section, lettering field size: 49 x 15 mm	white	**UC-EMLP (49X15)**	**0827903**	10
	silver	**UC-EMLP (49X15) SR**	**0827905**	10
	yellow	**UC-EMLP (49X15) YE**	**0827904**	10
4-section, lettering field size: 60 x 15 mm	white	**UC-EMLP (60X15)**	**0819330**	10
	yellow	**UC-EMLP (60X15) YE**	**0822644**	10
	silver	**UC-EMLP (60X15) SR**	**0828088**	10
3-section, lettering field size: 60 x 30 mm	white	**UC-EMLP (60X30)**	**0819343**	10
	yellow	**UC-EMLP (60X30) YE**	**0822657**	10
	silver	**UC-EMLP (60X30) SR**	**0828091**	10

Accessories

Magazine, for CMS-P1-PLOTTER		
P1 UC-MAG 6	**5146121**	1

Stick-on UniCard device marking for applications in process engineering

- The UC-EMLP...-EX UniCard marking range includes self-adhesive device markers with good adhesive properties
- The marking requirements in terms of legibility, adhesion, and wipe resistance in potentially explosive areas (ATEX), according to IEC/EN 60079-0, can also be ensured following storage in typical gas atmospheres. Phoenix Contact developed these sheets especially for process engineering which is where these requirements typically arise. These sheets meet the requirements for wipe resistance according to DIN EN 61010-1 against aggressive media such as acetone, ethanol, and MEK
- Thanks to the special adhesive, the marker meets the demanding requirements of process engineering
- The markers can be marked quickly, easily, and inexpensively with the BLUEMARK CLED and LED
- By using modern UV LED printing technology, a highly resistant and optimum printing quality can be achieved, which is resistant to solvents and suitable for use even under harsh industrial conditions
- Marking service: Phoenix Contact can custom-mark all markers according to your requirements

Can be marked using:

UV

UV LED technology

PRINTED FOR YOU

Unmarked or marked according to customer specifications

Technical data

General data		
Can be marked using		BLUEMARK CLED • BLUEMARK LED
Material		PA
Inflammability class according to UL 94		V2
Temperature range	[°C]	-40 ... 90
Wipe resistance		DIN EN 61010-1 (VDE 0411-1)
Components		Free from silicone and halogen

Ordering data

Description	Color	Type	Order No.	Pcs. / Pkt.
UniCard, with self-adhesive plastic labels				
6-section, lettering field size: 22 x 22 mm	white	**UC-EMLP (22X22)-EX**	**0803224**	10
8-section, lettering field size: 27 x 18 mm	white	**UC-EMLP (27X18)-EX**	**0803225**	10
6-section, lettering field size: 27 x 27 mm	white	**UC-EMLP (27X27)-EX**	**0803226**	10
4-section, lettering field size: 49 x 15 mm	white	**UC-EMLP (49X15)-EX**	**0803227**	10
3-section, lettering field size: 60 x 30 mm	white	**UC-EMLP (60X30)-EX**	**0803228**	10

UniCard device marking for screwing or riveting

- The UC-EMSP ... UniCard marking range includes markers that can be attached using screws or rivets
- The markers, which are supplied in uniform sheets, can be marked quickly and easily using the BLUEMARK
- The format automatically ensures printing with a high level of positional accuracy
- The large temperature range for application means that the labels can be used in control cabinets as well as in the field
- The sheets provide space to include function texts
- Marking service: Phoenix Contact can custom-mark all UniCard markers in accordance with your requirements

Notes:
Corresponding rivet for fixing the UC–EMSP ..., see page 368.
For drilling diagrams, visit phoenixcontact.net/products.

Can be marked using:

UV LED technology

Plotter

Unmarked or marked according to customer specifications

Technical data

General data		
Can be marked using		BLUEMARK CLED • BLUEMARK LED • CMS-P1-PLOTTER
Material		PA
Inflammability class according to UL 94		V2
Temperature range	[°C]	-40 ... 120
Wipe resistance		DIN EN 61010-1 (VDE 0411-1)
Components		Free from silicone and halogen

Ordering data

Description	Color	Type	Order No.	Pcs. / Pkt.
UniCard, plastic labels with mounting holes 3.2 mm in diameter				
4-section, lettering field size: 50 x 15 mm	white	**UC-EMSP (50X15)**	**0828706**	10
	yellow	**UC-EMSP (50X15) YE**	**0828707**	10
	silver	**UC-EMSP (50X15) SR**	**0828708**	10
	blue	**UC-EMSP (50X15) BU**	**0803134**	10
	red	**UC-EMSP (50X15) RD**	**0803135**	10
3-section, lettering field size: 50 x 30 mm	white	**UC-EMSP (50X30)**	**0828709**	10
	yellow	**UC-EMSP (50X30) YE**	**0828710**	10
	silver	**UC-EMSP (50X30) SR**	**0828711**	10

Accessories

Magazine, for CMS-P1-PLOTTER			
		P1 UC-MAG 6	**5146121**	1

UniCard device marking that can be snapped into marker carriers

- The UC-EMP ... UniCard marking range includes markers that can be fitted into existing CARRIER-EMP ... label frames
- The markers, which are supplied in uniform sheets, can be marked quickly and easily using the BLUEMARK
- The format automatically ensures printing with a high level of positional accuracy
- The large temperature range for application means that the labels can be used in control cabinets as well as in the field
- The sheets provide space to include function texts
- Marking service: Phoenix Contact can custom-mark all UniCard markers in accordance with your requirements

Notes:

Matching label frames, see page 286.

Can be marked using:

UV LED technology

Plotter

Unmarked or marked according to customer specifications

Technical data

General data		
Can be marked using		BLUEMARK CLED • BLUEMARK LED • CMS-P1-PLOTTER
Material		PA
Inflammability class according to UL 94		V2
Temperature range	[°C]	-40 ... 120
Wipe resistance		DIN EN 61010-1 (VDE 0411-1)
Components		Free from silicone and halogen

Ordering data

Description	Color	Type	Order No.	Pcs. / Pkt.
UniCard, 1.2 mm thick				
8-section, lettering field size: 17 x 15 mm	white	**UC-EMP (17X15)**	**0825421**	10
	yellow	**UC-EMP (17X15) YE**	**0825422**	10
	silver	**UC-EMP (17X15) SR**	**0825423**	10
8-section, lettering field size: 27 x 15 mm	white	**UC-EMP (27X15)**	**0825439**	10
	yellow	**UC-EMP (27X15) YE**	**0825440**	10
	silver	**UC-EMP (27X15) SR**	**0825441**	10
4-section, lettering field size: 49 x 15 mm	white	**UC-EMP (49X15)**	**0825457**	10
	yellow	**UC-EMP (49X15) YE**	**0825458**	10
	silver	**UC-EMP (49X15) SR**	**0825459**	10
4-section, lettering field size: 60 x 15 mm	white	**UC-EMP (60X15)**	**0822259**	10
	yellow	**UC-EMP (60X15) YE**	**0825330**	10
	silver	**UC-EMP (60X15) SR**	**0827647**	10
3-section, lettering field size: 60 x 30 mm	white	**UC-EMP (60X30)**	**0822275**	10
	yellow	**UC-EMP (60X30) YE**	**0825331**	10
	silver	**UC-EMP (60X30) SR**	**0827648**	10

Accessories

Magazine, for CMS-P1-PLOTTER			
		P1 UC-MAG 6	**5146121**	1

UniCard device marking that can be snapped into marker carriers

- The UC-EMP ... UniCard marking range includes markers for all applications
- The markers, which are supplied in uniform sheets, can be marked quickly and easily using the BLUEMARK
- The format automatically ensures printing with a high level of positional accuracy
- The UC-EMP ... device markers are ideal for fitting into existing CARRIER-EMP ... label frames
- The large temperature range for application means that the labels can be used in control cabinets as well as in the field
- The sheets provide space to include function texts

Notes:

Matching label frames, see page 286.

Can be marked using:

UV LED technology

Plotter

Unmarked or marked according to customer specifications

Technical data

General data		
Can be marked using		BLUEMARK CLED • BLUEMARK LED • CMS-P1-PLOTTER
Material		PA
Inflammability class according to UL 94		V2
Temperature range	[°C]	-40 ... 120
Wipe resistance		DIN EN 61010-1 (VDE 0411-1)
Components		Free from silicone and halogen

Ordering data

Description	Color	Type	Order No.	Pcs. / Pkt.
UniCard, 1.2 mm thick				
10-section, lettering field size: 27 x 8 mm	white	**UC-EMP (27X8)**	**0825427**	10
	yellow	**UC-EMP (27X8) YE**	**0825428**	10
	silver	**UC-EMP (27X8) SR**	**0825429**	10
8-section, lettering field size: 27 x 12.5 mm	white	**UC-EMP (27X12,5)**	**0825433**	10
	yellow	**UC-EMP (27X12,5) YE**	**0825434**	10
	silver	**UC-EMP (27X12,5) SR**	**0825435**	10
8-section, lettering field size: 27 x 15 mm	white	**UC-EMP (27X15)**	**0825439**	10
	yellow	**UC-EMP (27X15) YE**	**0825440**	10
	silver	**UC-EMP (27X15) SR**	**0825441**	10
8-section, lettering field size: 27 x 18 mm	white	**UC-EMP (27X18)**	**0825445**	10
	yellow	**UC-EMP (27X18) YE**	**0825446**	10
	silver	**UC-EMP (27X18) SR**	**0825447**	10
6-section, lettering field size: 27 x 27 mm	white	**UC-EMP (27X27)**	**0825451**	10
	yellow	**UC-EMP (27X27) YE**	**0825452**	10
	silver	**UC-EMP (27X27) SR**	**0825453**	10

Accessories

Magazine, for CMS-P1-PLOTTER		
	P1 UC-MAG 6	**5146121**	1

UniCard snap-in device marking for devices from various manufacturers

- The UC-EM ... UniCard marking range includes markers for devices and switching devices from a wide variety of manufacturers
- An overview of the devices that support marking plus their manufacturers can be found starting on page 292
- The markers, which are supplied in uniform sheets, can be marked quickly and easily using the BLUEMARK
- The format automatically ensures printing with a high level of positional accuracy
- The large temperature range for application means that the labels can be used in control cabinets as well as in the field
- The sheets provide space to include function texts
- Marking service: Phoenix Contact can custom-mark all UniCard markers in accordance with your requirements

Can be marked using:

UV LED technology

Plotter

Unmarked or marked according to customer specifications

Technical data

General data		
Can be marked using		BLUEMARK CLED • BLUEMARK LED • CMS-P1-PLOTTER
Number of individual labels		20
Material		PA
Inflammability class according to UL 94		V2
Temperature range	[°C]	-40 ... 120
Wipe resistance		DIN EN 61010-1 (VDE 0411-1)
Components		Free from silicone and halogen

Ordering data

Description	Color	Type	Order No.	Pcs. / Pkt.
UniCard, for marking devices from the following manufacturers: Siemens				
Lettering field size: 10 x 7 mm	white	**UC-EM (10X7)**	**0825487**	10
Lettering field size: 10 x 7 mm	turquoise	**UC-EM (10X7) TQ**	**0825488**	10
UniCard, for marking devices from the following manufacturers: Bosch/Rexroth, ifm-electronic, Lumberg, Pepperl & Fuchs, Siemens				
Lettering field size: 10 x 8 mm	white	**UC-EM (10X8)**	**0825491**	10
Lettering field size: 10 x 8 mm	turquoise	**UC-EM (10X8) TQ**	**0825492**	10
UniCard, for marking devices from the following manufacturers: ABB, Lumberg				
Lettering field size: 17.5 x 7.5 mm	white	**UC-EM (17,5X7,5)**	**0825495**	10
UniCard, for marking devices from the following manufacturers: ABB, ifm-electronic, Moeller, Murr Elektronik				
Lettering field size: 17.5 x 8 mm	white	**UC-EM (17,5X8)**	**0823766**	10

Accessories

Magazine, for CMS-P1-PLOTTER			
		P1 UC-MAG 6	**5146121**	1

UniCard snap-in device marking for devices from various manufacturers

- The UC-EM ... UniCard marking range includes markers for devices and switching devices from a wide variety of manufacturers
- An overview of the devices that support marking plus their manufacturers can be found starting on page 292
- The markers, which are supplied in uniform sheets, can be marked quickly and easily using the BLUEMARK
- The format automatically ensures printing with a high level of positional accuracy
- The large temperature range for application means that the labels can be used in control cabinets as well as in the field
- The sheets provide space to include function texts
- Marking service: Phoenix Contact can custom-mark all UniCard markers in accordance with your requirements

Can be marked using:

UV LED technology

Plotter

Unmarked or marked according to customer specifications

Technical data

General data		
Can be marked using		BLUEMARK CLED • BLUEMARK LED • CMS-P1-PLOTTER
Number of individual labels		20
Material		PA
Inflammability class according to UL 94		V2
Temperature range	[°C]	-40 ... 120
Wipe resistance		DIN EN 61010-1 (VDE 0411-1)
Components		Free from silicone and halogen

Ordering data

Description	Color	Type	Order No.	Pcs. / Pkt.
UniCard, for marking devices from the following manufacturers: Murr Elektronik, Phoenix Contact, Weidmüller				
Lettering field size: 17.5 x 9 mm	white	**UC-EM (17,5X9)**	**0827490**	10
	yellow	**UC-EM (17,5X9) YE**	**0827494**	10
UniCard, for marking devices from the following manufacturers: Schneider Electric, ifm-electronic				
Lettering field size: 18 x 8 mm	white	**UC-EM (18X8)**	**0825497**	10
UniCard, for marking devices from the following manufacturers: Lumberg, Weidmüller				
Lettering field size: 19 x 9 mm	white	**UC-EM (19X9)**	**0827492**	10
	yellow	**UC-EM (19X9) YE**	**0827496**	10
UniCard, for marking devices from the following manufacturers: Harting, ifm-electronic, Phoenix Contact, Siemens				
Lettering field size: 20 x 7 mm	white	**UC-EM (20X7)**	**0825499**	10
	turquoise	**UC-EM (20X7) TQ**	**0825500**	10

Accessories

Magazine, for CMS-P1-PLOTTER			
		P1 UC-MAG 6	**5146121**	1

UniCard snap-in device marking for devices from various manufacturers

Unmarked or marked according to customer specifications

Technical data

General data		
Can be marked using		BLUEMARK CLED • BLUEMARK LED • CMS-P1-PLOTTER
Number of individual labels		20
Material		PA
Inflammability class according to UL 94		V2
Temperature range	[°C]	-40 ... 120
Wipe resistance		DIN EN 61010-1 (VDE 0411-1)
Components		Free from silicone and halogen

Ordering data

Description	Color	Type	Order No.	Pcs. / Pkt.
UniCard, for marking devices from the following manufacturers: ABB, Conta-Clip, Escha, Festo, ifm-electronik, Harting, Moeller, Phoenix Contact, Siemens				
Lettering field size: 20 x 9 mm	white	**UC-EM (20X9)**	**0825503**	10
Lettering field size: 20 x 9 mm	yellow	**UC-EM (20X9) YE**	**0827637**	10
Lettering field size: 20 x 9 mm	turquoise	**UC-EM (20X9) TQ**	**0825504**	10
UniCard, for marking devices for marking devices from the following manufacturers: Schneider Electric, ifm-electronic, Murr Elektronik				
Lettering field size: 21 x 8 mm	white	**UC-EM (21X8)**	**0825507**	10

Accessories

Magazine, for CMS-P1-PLOTTER	**P1 UC-MAG 5**	**5146118**	1

UniCard snap-in device marking for Axioline E series

- The markers, which are supplied in uniform sheets, can be marked quickly and easily using the BLUEMARK CLED, TOPMARK LASER, and the THERMOMARK CARD
- The format automatically ensures printing with a high level of positional accuracy
- The large temperature range for application means that the labels can be used in control cabinets as well as in the field
- The sheets provide space to include function texts
- Marking service: Phoenix Contact can custom-mark all UniCard markers in accordance with your requirements

Can be marked using:

Thermal transfer for sheets and cards

UV LED technology

Direct laser marking

Unmarked or marked according to customer specifications

Technical data

General data		
Can be marked using		THERMOMARK CARD • BLUEMARK CLED • BLUEMARK LED • TOPMARK LASER
Material		PC
Inflammability class according to UL 94		V0
Temperature range	[°C]	-40 ... 120
Wipe resistance		DIN EN 61010-1 (VDE 0411-1)
Components		free from silicone, halogen, and cadmium

Ordering data

Description	Color	Type	Order No.	Pcs. / Pkt.
UniCard, for marking Phoenix Contact devices, Axioline Lettering field size: 7 x 10 mm, 30 individual labels	white	**UCT-EM (7X10)**	**0830765**	10

Accessories

Magazine, for THERMOMARK CARD ..., for accommodating UCT-WMT ... sheets, UCT-EM (17X10)	**THERMOMARK CARD-UCT-MAG7**	**0801734**	1

UniCard snap-in device marking for devices from various manufacturers

The UCT–EM ... UniCard marking range includes markers for devices and switchgear from a wide range of manufacturers.

- The markers, which are supplied in uniform sheets, can be marked quickly and easily using the BLUEMARK CLED, TOPMARK LASER, and the THERMOMARK CARD
- The format automatically ensures printing with a high level of positional accuracy
- The large temperature range for application means that the labels can be used in control cabinets as well as in the field
- The sheets provide space to include function texts
- An overview of the devices that support marking plus their manufacturers can be found starting on page 292
- Marking service: Phoenix Contact can custom-mark all UniCard markers in accordance with your requirements

Can be marked using:

Thermal transfer for sheets and cards

UV LED technology

Direct laser marking

Unmarked or marked according to customer specifications

Technical data

General data		
Can be marked using		THERMOMARK CARD • BLUEMARK CLED • BLUEMARK LED • TOPMARK LASER
Material		PC
Inflammability class according to UL 94		V0
Temperature range	[°C]	-40 ... 120
Wipe resistance		DIN EN 61010-1 (VDE 0411-1)
Components		Free from silicone and halogen

Ordering data

Description	Color	Type	Order No.	Pcs. / Pkt.
UniCard, for marking devices from the following manufacturers: CONTA-CLIP, Murr Elektronik, 66 individual markers				
Lettering field size: 5 x 10 mm	white	**UCT-EM (5X10)**	**0801497**	10
UniCard, for marking devices from the following manufacturers: CONTA-CLIP, Festo, Finder, 54 individual markers				
Lettering field size: 6 x 10 mm	white	**UCT-EM (6X10)**	**0801493**	10
UniCard, for marking devices from the following manufacturers: Beckhoff, Escha, Lumberg, Murr Elektronik, Pepperl & Fuchs, Turck, 54 individual markers				
Lettering field size: 10 x 5 mm	white	**UCT-EM (10X5)**	**0801470**	10
UniCard, for marking devices from the following manufacturers: Siemens, 54 individual markers				
Lettering field size: 10 x 7 mm	white	**UCT-EM (10X7)**	**0801498**	10
Lettering field size: 10 x 7 mm	turquoise	**UCT-EM (10X7) TQ**	**0801499**	10
UniCard, for marking devices from the following manufacturers: Bosch/Rexroth, ifm-electronic, Lumberg, Pepperl & Fuchs, Siemens, 54 individual markers				
Lettering field size: 10 x 8 mm	white	**UCT-EM (10X8)**	**0801485**	10
Lettering field size: 10 x 8 mm	turquoise	**UCT-EM (10X8) TQ**	**0801486**	10

Accessories

Magazine, for THERMOMARK CARD ... for accommodating: UCT–TM ..., UCT1–TM ..., UCT5–TM ..., UCT–EM (5X10), UCT-EM (6X10)	**THERMOMARK CARD-UCT-MAG1**	**5146480**	1
Magazine, for THERMOMARK CARD ... for accommodating UCT-EM (10X5)	**THERMOMARK CARD-UCT-MAG13**	**0830400**	1
Magazine, for THERMOMARK CARD ... for accommodating UCT-EM (10 x 7), UCT-WMTB (29 x 8)	**THERMOMARK CARD-UCT-MAG20**	**0830751**	1
Magazine, for THERMOMARK CARD ... for accommodating UCT-EM (10X8), UCT-EM (12X7)	**THERMOMARK CARD-UCT-MAG12**	**0830399**	1

UniCard snap-in device marking for devices from various manufacturers

The UCT–EM ... UniCard marking range includes markers for devices and switchgear from a wide range of manufacturers.

- The markers, which are supplied in uniform sheets, can be marked quickly and easily using the BLUEMARK CLED, TOPMARK LASER, and the THERMOMARK CARD
- The format automatically ensures printing with a high level of positional accuracy
- The large temperature range for application means that the labels can be used in control cabinets as well as in the field
- The sheets provide space to include function texts
- An overview of the devices that support marking plus their manufacturers can be found starting on page 292
- Marking service: Phoenix Contact can custom-mark all UniCard markers in accordance with your requirements

Can be marked using:

Thermal transfer for sheets and cards

UV LED technology

Direct laser marking

Unmarked or marked according to customer specifications

Technical data

General data		
Can be marked using		THERMOMARK CARD • BLUEMARK CLED • BLUEMARK LED • TOPMARK LASER
Number of individual labels		30
Material		PC
Inflammability class according to UL 94		V0
Temperature range	[°C]	-40 ... 120
Wipe resistance		DIN EN 61010-1 (VDE 0411-1)
Components		Free from silicone and halogen

Ordering data

Description	Color	Type	Order No.	Pcs. / Pkt.
UniCard, for marking devices from the following manufacturers: Bernecke + Rainer Lettering field size: 12 x 3.3 mm	white	**UCT-EM (12X3,3)**	**0801502**	10
UniCard, for marking devices from the following manufacturers: Bernecke + Rainer Lettering field size: 12 x 6 mm	white	**UCT-EM (12X6)**	**0801503**	10
UniCard, for marking devices from the following manufacturers: Beckhoff, Wago Lettering field size: 12 x 7 mm	white	**UCT-EM (12X7)**	**0801501**	10
UniCard, for marking devices from the following manufacturers: Siemens Lettering field size: 15 x 10 mm	white	**UCT-EM (15X10)**	**0801504**	10

Accessories

Magazine, for THERMOMARK CARD ... for accommodating UCT-EM (12X3.3), UCT-EM (12X6)	**THERMOMARK CARD-UCT-MAG9**	**0801736**	1
Magazine, for THERMOMARK CARD ... for accommodating UCT-EM (12X3.3), UCT-EM (12X6)	**THERMOMARK CARD-UCT-MAG9**	**0801736**	1
Magazine, for THERMOMARK CARD ... for accommodating UCT-EM (10X8), UCT-EM (12X7)	**THERMOMARK CARD-UCT-MAG12**	**0830399**	1
Magazine, for THERMOMARK CARD ... for accommodating UCT-EM (17,5X8), UCT-EM (20X7), UCT-EM (15X10)	**THERMOMARK CARD-UCT-MAG8**	**0801735**	1

UniCard snap-in device marking for devices from various manufacturers

Unmarked or marked according to customer specifications

Technical data

General data		
Can be marked using		THERMOMARK CARD • BLUEMARK CLED • BLUEMARK LED • TOPMARK LASER
Number of individual labels		24
Material		PC
Inflammability class according to UL 94		V0
Temperature range	[°C]	-40 ... 120
Wipe resistance		DIN EN 61010-1 (VDE 0411-1)
Components		Free from silicone and halogen

Ordering data

Description	Color	Type	Order No.	Pcs. / Pkt.
UniCard, for marking devices from the following manufacturers: ABB, Festo, Finder, Murr Elektronik, Wago				
Lettering field size: 17 x 9 mm	white	**UCT-EM (17X9)**	**0801475**	10
Lettering field size: 17 x 9 mm	yellow	**UCT-EM (17X9) YE**	**0801476**	10
UniCard, for marking devices from the following manufacturers: Allen Bradley, Festo				
Lettering field size: 17 x 10 mm	white	**UCT-EM (17X10)**	**0801483**	10
Lettering field size: 17 x 10 mm	yellow	**UCT-EM (17X10) YE**	**0801484**	10
UniCard, for marking devices from the following manufacturers: ABB, Lumberg				
Lettering field size: 17.5 x 7.5 mm	white	**UCT-EM (17,5X7,5)**	**0801482**	10
UniCard, for marking devices from the following manufacturers: ABB, Schneider Electric, ifm-electronic, Murr Elektronik				
Lettering field size: 17 x 8 mm	white	**UCT-EM (17X8)**	**0801842**	10

Accessories

Magazine, for THERMOMARK CARD ... for accommodating UCT-EM (17 x 9)	**THERMOMARK CARD-UCT-MAG16**	**0830403**	1
Magazine, for THERMOMARK CARD ... for accommodating UCT-EM (17X10) and (20X8)	**THERMOMARK CARD-UCT-MAG11**	**0801738**	1
Magazine, for THERMOMARK CARD ... for accommodating UCT-EM (17,5X7,5)	**THERMOMARK CARD-UCT-MAG18**	**0830405**	1
Magazine, for THERMOMARK CARD ... for accommodating UCT-EM (21X8) and UCT EM (17X8)	**THERMOMARK CARD-UCT-MAG14**	**0830401**	1

UniCard snap-in device marking for devices from various manufacturers

The UCT–EM ... UniCard marking range includes markers for devices and switchgear from a wide range of manufacturers.

- The markers, which are supplied in uniform sheets, can be marked quickly and easily using the BLUEMARK CLED, TOPMARK LASER, and the THERMOMARK CARD
- The format automatically ensures printing with a high level of positional accuracy
- The large temperature range for application means that the labels can be used in control cabinets as well as in the field
- The sheets provide space to include function texts
- An overview of the devices that support marking plus their manufacturers can be found starting on page 292
- Marking service: Phoenix Contact can custom-mark all UniCard markers in accordance with your requirements

Can be marked using:

Thermal transfer for sheets and cards

UV LED technology

Direct laser marking

Unmarked or marked according to customer specifications

Technical data

General data	
Can be marked using	THERMOMARK CARD • BLUEMARK CLED • BLUEMARK LED • TOPMARK LASER
Number of individual labels	24
Material	PC
Inflammability class according to UL 94	V0
Temperature range [°C]	-40 ... 120
Wipe resistance	DIN EN 61010-1 (VDE 0411-1)
Components	Free from silicone and halogen

Ordering data

Description	Color	Type	Order No.	Pcs. / Pkt.
UniCard, for marking devices from the following manufacturers: ABB, ifm-electronic, Moeller, Murr Elektronik				
Lettering field size: 17.5 x 8 mm	white	**UCT-EM (17,5X8)**	**0801496**	10
UniCard, for marking devices from the following manufacturers: Murr Elektronik, Phoenix Contact, Weidmüller				
Lettering field size: 17.5 x 9 mm	white	**UCT-EM (17,5X9)**	**0801491**	10
Lettering field size: 17.5 x 9 mm	yellow	**UCT-EM (17,5X9) YE**	**0801492**	10
UniCard, for marking devices from the following manufacturers: ABB, Schneider Electric, ifm-electronic, Murr Elektronik				
Lettering field size: 18 x 8 mm	white	**UCT-EM (18X8)**	**0801488**	10
UniCard, for marking devices from the following manufacturers: ifm-electronic, Phoenix Contact, Siemens				
Lettering field size: 20 x 7 mm	white	**UCT-EM (20X7)**	**0801494**	10
Lettering field size: 20 x 7 mm	turquoise	**UCT-EM (20X7) TQ**	**0801495**	10

Accessories

Magazine, for THERMOMARK CARD ... for accommodating UCT-EM (17,5X8), UCT-EM (20X7), UCT-EM (15X10)	**THERMOMARK CARD-UCT-MAG8**	**0801735**	1
Magazine, for THERMOMARK CARD ... for accommodating UCT-EM (17,5X9)	**THERMOMARK CARD-UCT-MAG22**	**0830771**	1
Magazine, for THERMOMARK CARD ... for accommodating UCT-EM (18 x 8)	**THERMOMARK CARD-UCT-MAG17**	**0830404**	1

UniCard snap-in device marking for devices from various manufacturers

Unmarked or marked according to customer specifications

Technical data

General data		
Can be marked using		THERMOMARK CARD • BLUEMARK CLED • BLUEMARK LED • TOPMARK LASER
Number of individual labels		24
Material		PC
Inflammability class according to UL 94		V0
Temperature range	[°C]	-40 ... 120
Wipe resistance		DIN EN 61010-1 (VDE 0411-1)
Components		Free from silicone and halogen

Ordering data

Description	Color	Type	Order No.	Pcs. / Pkt.
UniCard, for marking devices from the following manufacturers: Escha, Murr Elektronik, Turck				
Lettering field size: 20 x 8 mm	white	**UCT-EM (20X8)**	**0801477**	10
UniCard, for marking devices from the following manufacturers: ABB, Conta-Clip, Escha, Festo, ifm-electronic, Lumberg, Moeller, Murr Elektronik, Pepperl & Fuchs, Phoenix Contact, Siemens, Turck, Weidmüller				
Lettering field size: 20 x 9 mm	white	**UCT-EM (20X9)**	**0801471**	10
Lettering field size: 20 x 9 mm	turquoise	**UCT-EM (20X9) TQ**	**0801473**	10
Lettering field size: 20 x 9 mm	yellow	**UCT-EM (20X9) YE**	**0801472**	10
UniCard, for marking devices from the following manufacturers: ABB, Schneider Electric, ifm-electronic, Murr Elektronik				
Lettering field size: 21 x 8 mm	white	**UCT-EM (21X8)**	**0801489**	10

Accessories

Magazine, for THERMOMARK CARD ... for accommodating UCT-EM (17X10) and (20X8)	**THERMOMARK CARD-UCT-MAG11**	**0801738**	1
for accommodating UCT-EM (20 x 9)	**THERMOMARK CARD-UCT-MAG15**	**0830402**	1
Magazine, for THERMOMARK CARD ... for accommodating UCT-EM (21X8) and UCT EM (17X8)	**THERMOMARK CARD-UCT-MAG14**	**0830401**	1

UniSheet stick-on device marking

- The US-EMLP ... UniSheet marking range includes self-adhesive device markers with good adhesive properties in different sizes for:
- Device marking
- Module marking
- Switchgear marking
- The markers, which are supplied in uniform sheets, can be printed onto quickly, easily, and cost-effectively using the THERMOMARK CARD
- The perforated markers are easy to separate and can be easily fitted
- The sheets provide space to include function texts
- For more label sizes, visit phoenixcontact.net/products

Marking of power circuit breakers, for example:

- 8.8 x 15 mm for ABB, Schneider Electric
- 17 x 15 mm for ABB, Hager, Legrand
- 35 x 15 mm for ABB, Legrand, Schneider Electric
- 52.5 x 15 mm for ABB, Legrand, Schneider Electric
- 70 x 15 mm for Legrand, Schneider Electric

Can be marked using:

Thermal transfer for sheets and cards

Unmarked or marked according to customer specifications

Technical data

General data		
Can be marked using		THERMOMARK CARD
Material		PVC
Inflammability class according to UL 94		V0
Temperature range	[°C]	-30 ... 80
Wipe resistance		DIN EN 61010-1 (VDE 0411-1)
Components		Silicone-free

Ordering data

Description	Color	Type	Order No.	Pcs. / Pkt.
UniSheet, with self-adhesive plastic labels, 0.5 mm thick				
88-section, lettering field size: 8.8 x 15 mm	white	**US-EMLP (8,8X15)**	**0830303**	10
	yellow	**US-EMLP (8,8X15) YE**	**0830316**	10
	red	**US-EMLP (8,8X15) RD**	**0830318**	10
	silver	**US-EMLP (8,8X15) SR**	**0830317**	10
135-section, lettering field size: 11 x 9 mm	white	**US-EMLP (11X9)**	**0828789**	10
	yellow	**US-EMLP (11X9) YE**	**0828871**	10
	silver	**US-EMLP (11X9) SR**	**0828872**	10
189-section, lettering field size: 15 x 5 mm	white	**US-EMLP (15X5)**	**0828790**	10
	yellow	**US-EMLP (15X5) YE**	**0828873**	10
	silver	**US-EMLP (15X5) SR**	**0828874**	10
108-section, lettering field size: 17 x 7 mm	white	**US-EMLP (17X7)**	**0828792**	10
	yellow	**US-EMLP (17X7) YE**	**0828877**	10
	silver	**US-EMLP (17X7) SR**	**0828878**	10
54-section, lettering field size: 17 x 15 mm	white	**US-EMLP (17,5X15)**	**0830839**	10
	yellow	**US-EMLP (17X15) YE**	**0828879**	10
	silver	**US-EMLP (17X15) SR**	**0828880**	10
75-section, lettering field size: 20 x 9 mm	white	**US-EMLP (20X9)**	**0828795**	10
	yellow	**US-EMLP (20X9) YE**	**0828883**	10
	silver	**US-EMLP (20X9) SR**	**0828884**	10
24-section, lettering field size: 22 x 22 mm	white	**US-EMLP (22X22)**	**0828796**	10
	yellow	**US-EMLP (22X22) YE**	**0828885**	10
	silver	**US-EMLP (22X22) SR**	**0828886**	10
51-section, lettering field size: 27 x 8 mm	white	**US-EMLP (27X8)**	**0828797**	10
	yellow	**US-EMLP (27X8) YE**	**0828889**	10
	silver	**US-EMLP (27X8) SR**	**0828890**	10
30-section, lettering field size: 27 x 12.5 mm	white	**US-EMLP (27X12,5)**	**0828798**	10
	yellow	**US-EMLP (27X12,5) YE**	**0828891**	10
	silver	**US-EMLP (27X12,5) SR**	**0828892**	10
27-section, lettering field size: 27 x 15 mm	white	**US-EMLP (27X15)**	**0828799**	10
	yellow	**US-EMLP (27X15) YE**	**0828893**	10
	silver	**US-EMLP (27X15) SR**	**0828894**	10

Accessories

Magazine, for THERMOMARK CARD..., for accommodating all US–materials	**THERMOMARK CARD-US-MAG1**	**5146451**	1

UniSheet stick-on device marking

Unmarked or marked according to customer specifications

Technical data

General data		
Can be marked using		THERMOMARK CARD
Material		PVC
Inflammability class according to UL 94		V0
Temperature range	[°C]	-30 ... 80
Wipe resistance		DIN EN 61010-1 (VDE 0411-1)
Components		Silicone-free

Ordering data

Description	Color	Type	Order No.	Pcs. / Pkt.
UniSheet, with self-adhesive plastic labels, 0.5 mm thick				
21-section, lettering field size: 27 x 18 mm	white	**US-EMLP (27X18)**	**0828800**	10
	yellow	**US-EMLP (27X18) YE**	**0828895**	10
	silver	**US-EMLP (27X18) SR**	**0828896**	10
15-section, lettering field size: 27 x 27 mm	white	**US-EMLP (27X27)**	**0828801**	10
	yellow	**US-EMLP (27X27) YE**	**0828897**	10
	silver	**US-EMLP (27X27) SR**	**0828898**	10
45-section, lettering field size: 35 x 9 mm	white	**US-EMLP (35X9)**	**0828802**	10
	yellow	**US-EMLP (35X9) YE**	**0828899**	10
	silver	**US-EMLP (35X9) SR**	**0829430**	10
27-section, lettering field size: 35 x 15 mm	white	**US-EMLP (35X15)**	**0830300**	10
	yellow	**US-EMLP (35X15) YE**	**0830319**	10
	red	**US-EMLP (35X15) RD**	**0830321**	10
	silver	**US-EMLP (35X15) SR**	**0830320**	10
28-section, lettering field size: 40 x 10 mm	white	**US-EMLP (40X10)**	**0830341**	10
	yellow	**US-EMLP (40X10) YE**	**0830342**	10
	silver	**US-EMLP (40X10) SR**	**0830328**	10
18-section, lettering field size: 49 x 15 mm	white	**US-EMLP (49X15)**	**0828803**	10
	yellow	**US-EMLP (49X15) YE**	**0828901**	10
	silver	**US-EMLP (49X15) SR**	**0828902**	10
16-section, lettering field size: 52.5 x 15 mm	white	**US-EMLP (52,5X15)**	**0830301**	10
	yellow	**US-EMLP (52,5X15) YE**	**0830322**	10
	red	**US-EMLP (52,5X15) RD**	**0830324**	10
	silver	**US-EMLP (52,5X15) SR**	**0830323**	10
9-section, lettering field size: 60 x 15 mm	white	**US-EMLP (60X15)**	**0828804**	10
	yellow	**US-EMLP (60X15) YE**	**0828903**	10
	silver	**US-EMLP (60X15) SR**	**0828904**	10
4-section, lettering field size: 60 x 30 mm	white	**US-EMLP (60X30)**	**0828805**	10
	yellow	**US-EMLP (60X30) YE**	**0828905**	10
	silver	**US-EMLP (60X30) SR**	**0828906**	10
8-section, lettering field size: 70 x 15 mm	white	**US-EMLP (70X15)**	**0830302**	10
	yellow	**US-EMLP (70X15) YE**	**0830325**	10
	red	**US-EMLP (70X15) RD**	**0830327**	10
	silver	**US-EMLP (70X15) SR**	**0830326**	10
2-section, lettering field size: 85.6 x 54 mm	white	**US-EMLP (85,6X54)**	**0828806**	10
	yellow	**US-EMLP (85,6X54) YE**	**0828907**	10
	silver	**US-EMLP (85,6X54) SR**	**0828908**	10
	red	**US-EMLP (85,6X54) RD**	**0830841**	10
2-section, lettering field size: 100 x 60 mm	white	**US-EMLP (100X60)**	**0828807**	10
	yellow	**US-EMLP (100X60) YE**	**0828909**	10
	silver	**US-EMLP (100X60) SR**	**0828910**	10
1-section, lettering field size: 104 x 135 mm	white	**US-EMLP (104X135)**	**0830304**	10
	yellow	**US-EMLP (104X135) YE**	**0830305**	10
	silver	**US-EMLP (104X135) SR**	**0830306**	10

Accessories

Magazine, for THERMOMARK CARD..., for accommodating all US–materials	**THERMOMARK CARD-US-MAG1**	**5146451**	1

UniSheet device marking for sticking onto rough or textured surfaces

- The US-EMLP-HA ... UniSheet marking range has excellent adhesive properties on rough, textured, and low-energy surfaces, thanks to the special adhesive
- The markers, which are supplied in uniform sheets, can be printed onto quickly, easily, and cost-effectively using the THERMOMARK CARD
- The perforated markers are easy to separate and can be easily fitted
- The sheets provide space to include function texts
- Marking service: Phoenix Contact can custom-mark all US-EMLP-HA ... markers according to your requirements

Can be marked using:

Thermal transfer for sheets and cards

Unmarked or marked according to customer specifications

Technical data

General data		
Can be marked using		THERMOMARK CARD
Material		PVC
Inflammability class according to UL 94		V0
Temperature range	[°C]	-30 ... 80
Wipe resistance		DIN EN 61010-1 (VDE 0411-1)
Components		Silicone-free

Ordering data

Description	Color	Type	Order No.	Pcs. / Pkt.
UniSheet, with self-adhesive plastic labels, 0.5 mm thick				
108-section, lettering field size: 17 x 7 mm	white	**US-EMLP-HA (17X7)**	**0830988**	10
70-section, lettering field size: 20 x 9 mm	white	**US-EMLP-HA (20X9)**	**0830989**	10
4-section, lettering field size: 60 x 30 mm	white	**US-EMLP-HA (60X30)**	**0830990**	10
4-section, lettering field size: 60 x 30 mm	silver	**US-EMLP-HA (60X30) SR**	**0830991**	10
2-section, lettering field size: 85.6 x 54 mm	white	**US-EMLP-HA (85,6X54)**	**0830992**	10
2-section, lettering field size: 85.6 x 54 mm	silver	**US-EMLP-HA (85,6X54) SR**	**0830993**	10

Accessories

Magazine, for THERMOMARK CARD..., for accommodating all US–materials	**THERMOMARK CARD-US-MAG1**	**5146451**	1

UniSheet device marking that can be snapped into marker carriers

- The US-EMP ... UniSheet marking range includes markers that can be fitted into existing CARRIER EMP ... label frames
- The markers, which are supplied in uniform sheets, can be printed onto quickly, easily, and cost-effectively using the THERMOMARK CARD
- The perforated markers are easy to separate and can be easily fitted
- The sheets provide space to include function texts

Notes:

Matching label frames, see page 286.

Can be marked using:

Thermal transfer for sheets and cards

Unmarked or marked according to customer specifications

Technical data

General data		
Can be marked using		THERMOMARK CARD
Material		PVC
Inflammability class according to UL 94		V0
Temperature range	[°C]	-30 ... 80
Wipe resistance		DIN EN 61010-1 (VDE 0411-1)
Components		Silicone-free

Ordering data

Description	Color	Type	Order No.	Pcs. / Pkt.
UniSheet, just 0.5 mm thick				
54-section, lettering field size: 17 x 15 mm	white	**US-EMP (17X15)**	**0828774**	10
	yellow	**US-EMP (17X15) YE**	**0828842**	10
	silver	**US-EMP (17X15) SR**	**0828843**	10
70-section, lettering field size: 20 x 9 mm	white	**US-EMP (20X9)**	**0829439**	10
84-section, lettering field size: 25 x 6 mm	white	**US-EMP (25X6)-1**	**0802754**	10
84-section, lettering field size: 26 x 6 mm	white	**US-EMP (25X6)**	**0829435**	10
51-section, lettering field size: 27 x 8 mm	white	**US-EMP (27X8)**	**0828775**	10
	yellow	**US-EMP (27X8) YE**	**0828844**	10
	silver	**US-EMP (27X8) SR**	**0828845**	10
30-section, lettering field size: 27 x 12.5 mm	white	**US-EMP (27X12,5)**	**0828776**	10
	yellow	**US-EMP (27X12,5) YE**	**0828846**	10
	silver	**US-EMP (27X12,5) SR**	**0828847**	10
27-section, lettering field size: 27 x 15 mm	white	**US-EMP (27X15)**	**0828777**	10
	yellow	**US-EMP (27X15) YE**	**0828848**	10
	silver	**US-EMP (27X15) SR**	**0828849**	10
21-section, lettering field size: 27 x 18 mm	white	**US-EMP (27X18)**	**0828778**	10
	yellow	**US-EMP (27X18) YE**	**0828850**	10
	silver	**US-EMP (27X18) SR**	**0828851**	10
15-section, lettering field size: 27 x 27 mm	white	**US-EMP (27X27)**	**0828779**	10
	yellow	**US-EMP (27X27) YE**	**0828852**	10
	silver	**US-EMP (27X27) SR**	**0828853**	10
21-section, lettering field size: 27.9 x 17.4 mm		**US-EMP (27,9X17,4)**	**0830980**	10
	silver	**US-EMP (27,9X17,4) SR**	**0803300**	10
48-section, lettering field size: 29 x 8 mm	white	**US-EMP (29X8)**	**0829436**	10
	yellow	**US-EMP (29X8) YE**	**0829440**	10
42-section, lettering field size: 35 x 9 mm	white	**US-EMP (35X9)**	**0830842**	10
	yellow	**US-EMP (35X9) YE**	**0830843**	10
	silver	**US-EMP (35X9) SR**	**0830844**	10
16-section, lettering field size: 40 x 17 mm	white	**US-EMP (40X17)**	**0829437**	10
40-section, lettering field size: 44 x 7 mm	white	**US-EMP (44X7)**	**0829438**	10
18-section, lettering field size: 49 x 15 mm	white	**US-EMP (49X15)**	**0828780**	10
	yellow	**US-EMP (49X15) YE**	**0828854**	10
	silver	**US-EMP (49X15) SR**	**0828855**	10
9-section, lettering field size: 60 x 15 mm	white	**US-EMP (60X15)**	**0828781**	10
	yellow	**US-EMP (60X15) YE**	**0828856**	10
	silver	**US-EMP (60X15) SR**	**0828857**	10
4-section, lettering field size: 60 x 30 mm	white	**US-EMP (60X30)**	**0828782**	10
	yellow	**US-EMP (60X30) YE**	**0828858**	10
	silver	**US-EMP (60X30) SR**	**0828859**	10
2-section, lettering field size: 85.6 x 54 mm	white	**US-EMP (85,6X54)**	**0828783**	10
	yellow	**US-EMP (85,6X54) YE**	**0828860**	10
	silver	**US-EMP (85,6X54) SR**	**0828861**	10
9-section, lettering field size: 100 x 15 mm	white	**US-EMP (100X15)**	**0829521**	10
	yellow	**US-EMP (100X15) YE**	**0829522**	10
	silver	**US-EMP (100X15) SR**	**0829523**	10

Accessories

Magazine, for THERMOMARK CARD..., for accommodating all US–materials	**THERMOMARK CARD-US-MAG1**	**5146451**	1

UniSheet device marking that can be snapped into marker carriers



The US–EMP ... UniSheet device markers can be easily and individually snapped into the CARRIER(/L)–EMP (1000X15)... marker profile. They offer the following advantages and are suitable for the following:

- Device marking
- Module marking
- Switchgear marking
- The labels are available in different sizes corresponding to common device pitch measurements
- The markers, which are supplied in uniform sheets, can be printed onto quickly, easily, and cost-effectively using the THERMOMARK CARD
- The perforated markers are easy to separate and can be easily fitted
- The sheets provide space to include function texts

Marking of power circuit breakers, for example:

- 8.8 x 15 mm for ABB, Schneider Electric
- 17 x 15 mm for ABB, Hager, Legrand
- 35 x 15 mm for ABB, Legrand, Schneider Electric
- 52.5 x 15 mm for ABB, Legrand, Schneider Electric
- 70 x 15 mm for Legrand, Schneider Electric

Can be marked using:

Thermal transfer for sheets and cards

Unmarked or marked according to customer specifications

Technical data

General data		
Can be marked using		THERMOMARK CARD
Material		PVC
Inflammability class according to UL 94		V0
Temperature range	[°C]	-30 ... 80
Wipe resistance		DIN EN 61010-1 (VDE 0411-1)
Components		Silicone-free

Ordering data

Description	Color	Type	Order No.	Pcs. / Pkt.
UniSheet, 0.5 mm thick, can be marked with THERMOMARK CARD				
88-section, lettering field size: 8.8 x 15 mm	white	**US-EMP (8,8X15)**	**0830293**	10
	yellow	**US-EMP (8,8X15) YE**	**0830426**	10
	red	**US-EMP (8,8X15) RD**	**0830428**	10
	silver	**US-EMP (8,8X15) SR**	**0830427**	10
54-section, lettering field size: 17 x 15 mm	white	**US-EMP (17X15)**	**0828774**	10
	yellow	**US-EMP (17X15) YE**	**0828842**	10
	silver	**US-EMP (17X15) SR**	**0828843**	10
27-section, lettering field size: 27 x 15 mm	white	**US-EMP (27X15)**	**0828777**	10
	yellow	**US-EMP (27X15) YE**	**0828848**	10
	silver	**US-EMP (27X15) SR**	**0828849**	10
24-section, lettering field size: 35 x 15 mm	white	**US-EMP (35X15)**	**0830295**	10
	yellow	**US-EMP (35X15) YE**	**0830307**	10
	red	**US-EMP (35X15) RD**	**0830309**	10
	silver	**US-EMP (35X15) SR**	**0830308**	10
18-section, lettering field size: 49 x 15 mm	white	**US-EMP (49X15)**	**0828780**	10
	yellow	**US-EMP (49X15) YE**	**0828854**	10
	silver	**US-EMP (49X15) SR**	**0828855**	10
16-section, lettering field size: 52.5 x 15 mm	white	**US-EMP (52,5X15)**	**0830296**	10
	yellow	**US-EMP (52,5X15) YE**	**0830310**	10
	red	**US-EMP (52,5X15) RD**	**0830312**	10
	silver	**US-EMP (52,5X15) SR**	**0830311**	10
9-section, lettering field size: 60 x 15 mm	white	**US-EMP (60X15)**	**0828781**	10
	yellow	**US-EMP (60X15) YE**	**0828856**	10
	silver	**US-EMP (60X15) SR**	**0828857**	10
8-section, lettering field size: 70 x 15 mm	white	**US-EMP (70X15)**	**0830297**	10
	yellow	**US-EMP (70X15) YE**	**0830313**	10
	red	**US-EMP (70X15) RD**	**0830315**	10
	silver	**US-EMP (70X15) SR**	**0830314**	10
9-section, lettering field size: 100 x 15 mm	white	**US-EMP (100X15)**	**0829521**	10
	yellow	**US-EMP (100X15) YE**	**0829522**	10
	silver	**US-EMP (100X15) SR**	**0829523**	10

Accessories

Profile, for screwing or riveting, 1000 mm long, for accommodating UC-... / US-... / EMT ... and EMP-AL material with a height of 15 mm				
	gray	**CARRIER-EMP (1000X15) GY**	**0829366**	25
	transparent	**CARRIER-EMP (1000X15) TR**	**0829530**	25
Profile, self-adhesive, 1000 mm long, for accommodating UC-... / US-... / EMT ... and EMP-AL ... material with a height of 15 mm				
	gray	**CARRIER/L-EMP (1000X15) GY**	**0829559**	25
	transparent	**CARRIER/L-EMP (1000X15) TR**	**0829560**	25
CARRIER cover, 1000 mm long				
	transparent	**CARRIER-EMP (1000X15) COVER**	**0829520**	25
Magazine, for THERMOMARK CARD..., for accommodating all US–materials				
		THERMOMARK CARD-US-MAG1	**5146451**	1

UniSheet device marking for screwing or riveting

- The US-EMSP ... UniSheet marking range includes markers that can be attached using screws or rivets
- The markers, which are supplied in uniform sheets, can be printed onto quickly, easily, and cost-effectively using the THERMOMARK CARD
- The perforated markers are easy to separate and can be easily fitted
- The sheets provide space to include function texts
- Marking service: Phoenix Contact can custom-mark all UniSheet markers in accordance with your requirements

Notes:

For corresponding rivets for fixing the US-EMSP ...., see page 368.

Can be marked using:

Thermal transfer for sheets and cards

Unmarked or marked according to customer specifications

Technical data

General data		
Can be marked using		THERMOMARK CARD
Material		PVC
Inflammability class according to UL 94		V0
Temperature range	[°C]	-30 ... 80
Wipe resistance		DIN EN 61010-1 (VDE 0411-1)
Components		Silicone-free

Ordering data

Description	Color	Type	Order No.	Pcs. / Pkt.
UniSheet, 0.5 mm thick, with mounting holes 3.2 mm in diameter				
4-section, lettering field size: 50 x 30 mm	white	**US-EMSP (50X30)**	**0828786**	10
	yellow	**US-EMSP (50X30) YE**	**0828927**	10
	silver	**US-EMSP (50X30) SR**	**0828928**	10
2-section, lettering field size: 75.6 x 54 mm	white	**US-EMSP (75,6X54)**	**0828787**	10
	yellow	**US-EMSP (75,6X54) YE**	**0828929**	10
	silver	**US-EMSP (75,6X54) SR**	**0828930**	10
2-section, lettering field size: 90 x 60 mm	white	**US-EMSP (90X60)**	**0828788**	10
	yellow	**US-EMSP (90X60) YE**	**0828931**	10
	silver	**US-EMSP (90X60) SR**	**0828932**	10
	red	**US-EMSP (90X60) RD**	**0802937**	10
	blue	**US-EMSP (90X60) BU**	**0803038**	10

Accessories

Magazine, for THERMOMARK CARD..., for accommodating all US–materials	**THERMOMARK CARD-US-MAG1**	**5146451**	1

UniSheet device marking for sticking on and additional screwing or riveting

- The US–EMLSP ... UniSheet marking range includes adhesive markers which can also be attached with screws or rivets
- The markers, which are supplied in uniform sheets, can be printed onto quickly, easily, and cost-effectively using the THERMOMARK CARD
- The perforated markers are easy to separate and can be easily fitted
- The sheets provide space to include function texts
- Marking service: Phoenix Contact can custom-mark all UniSheet markers in accordance with your requirements

Notes:
For corresponding rivets for fixing the UC–EMLSP ..., see page 368.
For drilling diagrams, visit phoenixcontact.net/products

Can be marked using:

Thermal transfer for sheets and cards



Unmarked or marked according to customer specifications

Technical data

General data		
Can be marked using		THERMOMARK CARD
Material		PVC
Inflammability class according to UL 94		V0
Temperature range	[°C]	-30 ... 80
Wipe resistance		DIN EN 61010-1 (VDE 0411-1)
Components		Silicone-free

Ordering data

Description	Color	Type	Order No.	Pcs. / Pkt.
UniSheet, with self-adhesive plastic labels, mounting holes with 3.2 mm diameter, 0.5 mm thick				
Lettering field size: 28 x 10 mm	white	**US-EMLSP (28X10)**	**0830343**	10
	yellow	**US-EMLSP (28X10) YE**	**0830344**	10
	silver	**US-EMLSP (28X10) SR**	**0830329**	10

Accessories

Magazine, for THERMOMARK CARD..., for accommodating all US–materials		**THERMOMARK CARD-US-MAG1**	**5146451**	1

UniSheet device marking, stick-on labels

- The US-EML ... UniSheet marking ranges include markers for marking equipment in switchgear and systems manufacturing
- The markers, which are supplied in uniform sheets, can be printed onto quickly, easily, and cost-effectively using the THERMOMARK CARD
- The perforated markers and labels are easy to separate and can be easily fitted
- When used in conjunction with high-quality ink ribbons, they result in a highly resistant form of marking that is suitable for harsh environments
- The sheets provide space to include function texts
- The US-EML ... material is UL-listed

Can be marked using:

Thermal transfer for sheets and cards

Unmarked or marked according to customer specifications

Technical data

General data		
Can be marked using		THERMOMARK CARD
Material		Polyester
Temperature range	[°C]	-40 ... 150
Wipe resistance		DIN EN 61010-1 (VDE 0411-1)
Components		Free from silicone and halogen

Ordering data

Description	Color	Type	Order No.	Pcs. / Pkt.
UniSheet, with self-adhesive labels				
80-section, lettering field size: 17.5 x 8 mm	white	**US-EML (17,5X8)**	**0800461**	10
	yellow	**US-EML (17,5X8) YE**	**0800463**	10
64-section, lettering field size: 20 x 8 mm	white	**US-EML (20X8)**	**0800458**	10
	yellow	**US-EML (20X8) YE**	**0800460**	10
34-section, lettering field size: 104 x 3.8 mm	white	**US-EML (104X3,8)**	**0800464**	10
1-section, lettering field size: 104 x 140 mm	white	**US-EML (104X140)**	**0800465**	10
	yellow	**US-EML (104X140) YE**	**0800467**	10
	silver	**US-EML (104X140) SR**	**0800466**	10

Accessories

Magazine, for THERMOMARK CARD..., for accommodating all US–materials	**THERMOMARK CARD-US-MAG1**	**5146451**	1

UniSheet - stick-on combi labels, unprinted

The unmarked US-EMLF ... combi labels on US ... cards allow you to create custom information signs. A variety of symbols which conform to ISO 7010 are available in the CLIP PROJECT software. The markers offer the following features:

– High adhesive strength
– Suitable for indoor and outdoor use
– The markers, which are supplied in uniform sheets, can be marked quickly, easily, and inexpensively
– The format automatically ensures printing with a high level of positional accuracy
– The perforated markers are easy to separate

Can be marked using:

Thermal transfer for sheets and cards

Unmarked or marked according to customer specifications

Technical data

General data		
Can be marked using		THERMOMARK CARD
Material		PVC
Temperature range	[°C]	-40 ... 90
Wipe resistance		DIN EN 61010-1 (VDE 0411-1)
Components		Silicone-free

Ordering data

Description	Color	Type	Order No.	Pcs. / Pkt.
UniSheet, with self-adhesive labels, 2-section, lettering field size: 104 x 70 mm				
	white	**US-EMLF (104X70)**	**1014294**	10
	yellow	**US-EMLF (104X70) YE**	**1014295**	10
	blue	**US-EMLF (104X70) BU**	**1014296**	10
UniSheet, with self-adhesive labels, 1-section, lettering field size: 104 x 140 mm				
	white	**US-EMLF (104X140)**	**1014291**	10
	yellow	**US-EMLF (104X140) YE**	**1014292**	10
	blue	**US-EMLF (104X140) BU**	**1014293**	10

Accessories

Magazine, for THERMOMARK CARD..., for accommodating all US–materials	**THERMOMARK CARD-US-MAG1**	**5146451**	1

Stick-on device marking

- EML ... self-adhesive device markers have been specially developed to allow the marking of various types of operating equipment in control, system, and control cabinet engineering applications
- Precise printing quality and good adhesive properties
- If high-quality ink ribbons are used, the marking is resistant to solvents, making it suitable for use even under harsh industrial conditions
- A wide range of marker sizes and colors are available for custom designs
- The special packaging protects rolls that have already been started from the dirt found in industrial environments
- The EML ... materials are UL-listed
- **Designation example: EML (10X4)R...**
  Lettering field size: 10 x 4 mm
  Type of packaging: roll

Notes:
The THERMOMARK ROLL–ERH external media hub is required for RL rolls, see under “Printers” on page 36.
For additional label sizes, see the product area on our website at phoenixcontact.net/products

Can be marked using:

Thermal transfer for rolls

Unmarked or marked according to customer specifications, white

Technical data

General data		
Can be marked using		THERMOMARK ROLL • THERMOMARK ROLL X1 • THERMOMARK X1.1 • THERMOMARK X1.2 • THERMOMARK S1.1
Material		Polyester
Temperature range	[°C]	-40 ... 150
Wipe resistance		DIN EN 61010-1 (VDE 0411-1)
Components		Free from silicone and halogen

Ordering data

Description	Type	Order No.	Pcs. / Pkt.
Labels			
10,000 labels per roll	**EML (10X4)R**	**0815583**	1
10,000 labels per roll	**EML (10X7)R**	**0816663**	1
2500 labels per roll	**EML (15X6)R**	**0803275**	1
2500 labels per roll	**EML (15X9)R**	**0815677**	1
2500 labels per roll	**EML (16,5X5)R**	**0816702**	1
10,000 labels per roll	**EML (16X7)R**	**0818001**	1
2500 labels per roll	**EML (17,5X8)R**	**0816744**	1
2500 labels per roll	**EML (19X6)R**	**0816760**	1
2500 labels per roll			
2500 labels per roll	**EML (20X8)R**	**0816786**	1
2500 labels per roll			
2500 labels per roll	**EML (24X3)R**	**0830291**	1
1000 labels per roll	**EML (24X4)R**	**0800061**	1
Labels for thermal transfer printer			
2500 labels per roll	**EML (25,4X12,7)R**	**0816825**	1
2500 labels per roll			
2500 labels per roll			
2500 labels per roll			
2500 labels per roll			
1000 labels per roll			
2500 labels per roll	**EML (30X20)R**	**0816922**	1
2500 labels per roll			
1000 labels per roll	**EML (36X25)R**	**0803136**	1
2500 labels per roll	**EML (38X17)R**	**0816951**	1
2500 labels per roll	**EML (40X6)R**	**0830481**	1
1000 labels per roll	**EML (40X8)R**	**0816980**	1
1000 labels per roll			
1000 labels per roll	**EML (40X25)R**	**0818027**	1
1000 labels per roll	**EML (51X25)R**	**0817028**	1
2500 labels per roll			
1000 labels per roll	**EML (70X32)R**	**0817060**	1
400 labels per roll	**EML (70X50)R**	**0817099**	1
2500 labels per roll	**EML (75X10)R**	**0830485**	1
1000 labels per roll	**EML (80X20)R**	**0803138**	1
2500 labels per roll	**EML (90X5)R**	**0817109**	1
1000 labels per roll	**EML (105X23)R**	**0803137**	1
500 labels per roll			
300 labels p. roll	**EML (100X73)R**	**0817125**	1
250 labels p. roll	**EML (100X90)R**	**0817154**	1

Unmarked or marked according to customer specifications, yellow

Technical data

THERMOMARK ROLL • THERMOMARK ROLL X1 • THERMOMARK X1.1 • THERMOMARK X1.2 • THERMOMARK S1.1
Polyester
-40 ... 150
DIN EN 61010-1 (VDE 0411-1)
Free from silicone and halogen

Ordering data

Type	Order No.	Pcs. / Pkt.
EML (10X7)R YE	0816676	1
EML (15X6) R YE	0819288	1
EML (15X9)R YE	0816045	1
EML (16,5X5)R YE	0816728	1
EML (16X7)R YE	0816731	1
EML (17,5X8)R YE	0816757	1
EML (19X6)R YE	0800107	1
EML (20X7)R YE	0816773	1
EML (20X8)R YE	0816799	1
EML (25,4X12,7)R YE	0816838	1
EML (26,5X17,5)R YE	0816896	1
EML (30X20)R YE	0816935	1
EML (32X25)R YE	0800020	1
EML (40X6)R YE	0830482	1
EML (40X25)R YE	0816977	1
EML (51X25)R YE	0817031	1
EML (50X10)R YE	0830484	1
EML (70X32)R YE	0817073	1
EML (75X10)R YE	0830486	1
EML (100X30)R YE	0801816	1
EML (100X73)R YE	0817138	1

Unmarked or marked according to customer specifications, silver

Technical data

THERMOMARK ROLL • THERMOMARK ROLL X1 • THERMOMARK X1.1 • THERMOMARK X1.2 • THERMOMARK S1.1
Polyester
-40 ... 150
DIN EN 61010-1 (VDE 0411-1)
Free from silicone and halogen

Ordering data

Type	Order No.	Pcs. / Pkt.
EML (15X9)R SR	0816032	1
EML (21,5X21,5)R SR	0816812	1
EML (26,5X7,5)R SR	0816841	1
EML (26,5X12)R SR	0816854	1
EML (26,5X17,5)R SR	0816883	1
EML (26,5X18,5)R SR	0816906	1
EML (26,5X26,5)R SR	0816919	1
EML (40X15)R SR	0815729	1
EML (51X25)R SR	0817002	1
EML (70X32)R SR	0817057	1
EML (70X50)R SR	0817086	1
EML (100X73)R SR	0817112	1
EML (100X90)R SR	0817141	1

Stick-on device marking

- EML ... self-adhesive device markers have been specially developed to allow the marking of various types of operating equipment in control, system, and control cabinet engineering applications
- Precise printing quality and good adhesive properties
- If high-quality ink ribbons are used, the marking is resistant to solvents, making it suitable for use even under harsh industrial conditions
- A wide range of marker sizes and colors are available for custom designs
- The special packaging protects rolls that have already been started from the dirt found in industrial environments
- The EML ... materials are UL-listed
- **Designation example: EML (10X4)R...**
  Lettering field size: 10 x 4 mm
  Type of packaging: roll

Can be marked using:

Thermal transfer for rolls



Unmarked or marked according to customer specifications, transparent and white

Technical data

General data		
Can be marked using		THERMOMARK ROLL • THERMOMARK ROLL X1 • THERMOMARK X1.1 • THERMOMARK X1.2 • THERMOMARK S1.1
Material		Polyester
Temperature range	[°C]	-40 ... 150
Wipe resistance		DIN EN 61010-1 (VDE 0411-1)
Components		Free from silicone and halogen

Ordering data

Description	Type	Order No.	Pcs. / Pkt.
Labels, on large roll			
10,000 labels per roll	**EML (16,5X5)RL**	**0816113**	1
10,000 labels per roll			
10,000 labels per roll			
10,000 labels per roll			
10,000 labels per roll	**EML (19X6,4)RL**	**0816142**	1
10,000 labels per roll	**EML (25,4X12,7)RL**	**0816087**	1
10,000 labels per roll			
10,000 labels per roll	**EML (38,1X19)RL**	**0816171**	1
3000 labels per roll	**EML (50,8X25,4)RL**	**0816184**	1
3000 labels per roll	**EML (69,8X31,8)RL**	**0816197**	1
2500 labels per roll			
1000 labels per roll			
Labels, round, 17.5 mm diameter			
2500 labels per roll	**EML (D17,5)R**	**0815774**	1
Labels, on large roll			
	EML (25,4X12,7)R TR	**0801841**	1
Width: 37 mm, length: 90 m	**EML (37XE)RL TR**	**0815716**	1
Width: 100 mm, length: 90 m	**EML (51X12,5)R TR**	**0815745**	1
Labels, on large roll			
20,000 labels per roll	**EML (20X8)RXL**	**0802762**	1
Endless label			
Width: 110 mm, length 40 m	**EML (110XE)R**	**0815596**	1

Unmarked or marked according to customer specifications, yellow



Unmarked or marked according to customer specifications, silver

Technical data

THERMOMARK ROLL • THERMOMARK ROLL X1 • THERMOMARK X1.1 • THERMOMARK X1.2 • THERMOMARK S1.1
Polyester
-40 ... 150
DIN EN 61010-1 (VDE 0411-1)
Free from silicone and halogen

Ordering data

Type	Order No.	Pcs. / Pkt.
EML (16,5X5)RL YE	0816126	1
EML (17,5X8)RL YE	0816139	1
EML (18X6)RL YE	0828460	1
EML (18X7)RL YE	0802733	1
EML (30X20)RL YE	0816168	1
EML (76,2X6,5)RL YE	0816207	1
EML (110XE)R YE	0815606	1

Technical data

THERMOMARK ROLL • THERMOMARK ROLL X1 • THERMOMARK X1.1 • THERMOMARK X1.2 • THERMOMARK S1.1
Polyester
-40 ... 150
DIN EN 61010-1 (VDE 0411-1)
Free from silicone and halogen

Ordering data

Type	Order No.	Pcs. / Pkt.
EML (101,6X25,4)RL SR	0815790	1
EML (100XE)RL SR	0815787	1
EML (110XE)R SR	0801994	1

Stick-on device marking for applications in process engineering

- The EML...-EX self-adhesive device markers have been specifically developed for marking various types of equipment in the Ex area
- The marking requirements in terms of legibility, adhesion, and wipe resistance in potentially explosive areas (ATEX), according to IEC/EN 60079-0, can also be ensured following storage in typical gas atmospheres. Phoenix Contact developed these labels especially for process engineering, which is where these requirements typically arise. These labels meet the requirements for wipe resistance according to DIN EN 61010-1 against aggressive media such as acetone, ethanol, and MEK
- They are only suitable in conjunction with the TM- RIBBON110-EX
- Thanks to the special surface and adhesive, the marker meets the demanding requirements of process engineering
- If high-quality ink ribbons are used, the marking is resistant to solvents, making it suitable for use even under harsh industrial conditions
- A wide range of marker sizes and colors are available for custom designs
- The special packaging protects rolls that have already been started from the dirt found in industrial environments
- **Designation example:**
  EML (10x4)R-EX
  Lettering field size: 10 x 4 mm
  Type of packaging: roll
- Marking service: Phoenix Contact can custom-mark all EML markers according to your requirements

Can be marked using:

Thermal transfer for rolls

Unmarked or marked according to customer specifications

Technical data

General data		
Can be marked using		THERMOMARK ROLL • THERMOMARK ROLL X1 • THERMOMARK X1.1 • THERMOMARK X1.2 • THERMOMARK S1.1
Material		Polyester
Temperature range	[°C]	-40 ... 150
Wipe resistance		DIN EN 61010-1 (VDE 0411-1)
Components		Free from silicone and halogen

Ordering data

Description	Color	Type	Order No.	Pcs. / Pkt.
Labels				
10,000 labels per roll	white	**EML (10X4)R-EX**	**0803251**	1
2500 labels per roll	white	**EML (15X9)R-EX**	**0803253**	1
2500 labels per roll	white	**EML (20X8)R-EX**	**0803254**	1
2500 labels per roll	white	**EML (30X20)R-EX**	**0803255**	1
1000 labels per roll	white	**EML (40X25)R-EX**	**0803256**	1
400 labels per roll	white	**EML (70X50)R-EX**	**0803257**	1
300 labels p. roll	white	**EML (100X40)R-EX**	**0803258**	1
300 labels p. roll	white	**EML (100X73)R-EX**	**0803259**	1
250 labels p. roll	white	**EML (100X90)R-EX**	**0803260**	1

Accessories

Ink ribbon, length: 300 m, width: 110 mm, color: black	**TM-RIBBON 110-EX**	**0803211**	1

Stick-on device marking

- The EMLP ... self-adhesive markers meet the same standards as the engraved labels
- Quick and cost-effective marking with THERMOMARK ... printers
- High-quality appearance
- High level of resistance to chemical and mechanical effects
- Primarily used for marking electrical components, devices, and buttons
- **Designation example: EMLP(13x9)R**
  Lettering field size :13 x 9 mm
  Type of packaging: roll
- Marking service: Phoenix Contact can custom-mark all EMLP ... markers in accordance with your requirements

Can be marked using:

Thermal transfer for rolls

Unmarked or marked according to customer specifications

Technical data

General data		
Can be marked using		THERMOMARK ROLL • THERMOMARK ROLL X1 • THERMOMARK X1.2
Material		Polyester
Temperature range	[°C]	-40 ... 120
Wipe resistance		DIN EN 61010-1 (VDE 0411-1)
Components		Free from silicone and halogen

Ordering data

Description	Color	Type	Order No.	Pcs. / Pkt.
Markers				
500 markers per roll	white	**EMLP (13X9)R**	**0819453**	1
500 markers per roll	white	**EMLP (17X7)R**	**0826844**	1
500 markers per roll	white	**EMLP (17,5X12)R**	**0819466**	1
3000 markers per roll	white	**EMLP (17,5X15)R**	**0802684**	1
500 markers per roll	white	**EMLP (20X7)R**	**0819479**	1
500 markers per roll	white	**EMLP (20X8)R**	**0819482**	1
500 markers per roll	white	**EMLP (22X12)R**	**0819495**	1
500 markers per roll	white	**EMLP (45X15)R**	**0801820**	1
500 markers per roll	white	**EMLP (45X25)R**	**0802727**	1
250 markers per roll	white	**EMLP (60X30)R**	**0819505**	1
500 markers per roll	white	**EMLP (65X25)R**	**0802728**	1
3000 markers per roll	silver	**EMLP (17,5X15)R SR**	**0802685**	1
500 markers per roll	silver	**EMLP (27X8)R SR**	**0819518**	1
500 markers per roll	silver	**EMLP (27X12,5)R SR**	**0819521**	1
500 markers per roll	silver	**EMLP (27X18)R SR**	**0819534**	1
500 markers per roll	silver	**EMLP (22X22)R SR**	**0825528**	1
500 markers per roll	silver	**EMLP (27X27)R SR**	**0827467**	1
500 markers per roll	silver	**EMLP (45X15)R SR**	**0819547**	1
250 markers per roll	silver	**EMLP (60X30)R SR**	**0801729**	1

Stick-on device marking, continuous

- The EMLP Ex... self-adhesive continuous markers are equivalent to engraved labels
- Quick and cost-effective marking with THERMOMARK ... printers
- High-quality appearance
- High level of resistance to chemical and mechanical effects
- Primarily used for marking electrical components, devices, and buttons
- **Designation example: EMLP(13x9)R**
  Lettering field size :13 x 9 mm
  Type of packaging: roll
- Marking service: Phoenix Contact can custom-mark all EMLP ... markers in accordance with your requirements

Can be marked using:

Thermal transfer for rolls

Unmarked or marked according to customer specifications

Technical data

General data		
Can be marked using		THERMOMARK ROLL • THERMOMARK ROLL X1 • THERMOMARK X1.2
Material		Polyester
Temperature range	[°C]	-40 ... 120
Wipe resistance		DIN EN 61010-1 (VDE 0411-1)
Components		Free from silicone and halogen

Ordering data

Description	Color	Type	Order No.	Pcs. / Pkt.
Continuous roll				
Width: 15 mm, length: 20 m	white	**EMLP (EX15)R**	**0802686**	1
	silver	**EMLP (EX15)R SR**	**0802687**	1
	yellow	**EMLP (EX15)R YE**	**0803276**	1
	black	**EMLP (EX15)R BK**	**0803279**	1
	blue	**EMLP (EX15)R BU**	**0803277**	1
	red	**EMLP (EX15)R RD**	**0803280**	1
Width: 30 mm, length: 20 m	white	**EMLP (EX30)R**	**0802688**	1
	silver	**EMLP (EX30)R SR**	**0802689**	1
	red	**EMLP (EX30)R RD**	**0803436**	1

Stick-on device marking, for 24 mm buttons

- The EMLP 24 ... self-adhesive markers are ideal for marking electrical buttons
- Quick and cost-effective marking with THERMOMARK ... printers
- High-quality appearance
- High level of resistance to chemical and mechanical effects
- Marking service: Phoenix Contact can custom-mark all EMLP ... markers in accordance with your requirements

Can be marked using:

Thermal transfer for rolls

Unmarked or marked according to customer specifications

Technical data

General data		
Can be marked using		THERMOMARK ROLL • THERMOMARK ROLL X1 • THERMOMARK X1.2
Material		Polyester
Temperature range	[°C]	-40 ... 120
Wipe resistance		DIN EN 61010-1 (VDE 0411-1)
Components		Free from silicone and halogen

Ordering data

Description	Color	Type	Order No.	Pcs. / Pkt.
Markers for 24 mm buttons, can be marked with thermal transfer printer				
500 markers per roll	white	**EMLP 24 (30X12)R**	**0819550**	1
500 markers per roll	silver	**EMLP 24 (30X12)R SR**	**0819563**	1
500 markers per roll	red	**EMLP 24 (30X12)R RD**	**0819576**	1
500 markers per roll	green	**EMLP 24 (30X12)R GN**	**0819589**	1

Stick-on device marking, for 30 mm buttons

- The EMLP 30 ... self-adhesive markers are ideal for marking electrical buttons
- Quick and cost-effective marking with THERMOMARK ... printers
- High-quality appearance
- High level of resistance to chemical and mechanical effects

Notes:

If using THERMOMARK ROLL, use the external ROLL-ERH media hub.

Unmarked or marked according to customer specifications

Technical data

General data		
Can be marked using		THERMOMARK ROLL • THERMOMARK ROLL X1 • THERMOMARK X1.2
Material		Polyester
Temperature range	[°C]	-40 ... 120
Wipe resistance		DIN EN 61010-1 (VDE 0411-1)
Components		Free from silicone and halogen

Ordering data

Description	Color	Type	Order No.	Pcs. / Pkt.
Markers for 30 mm buttons, can be marked with thermal transfer printers				
500 markers per roll	white	**EMLP 30(45X10)R**	**0801855**	1
500 markers per roll	yellow	**EMLP 30(45X10)R YE**	**0801857**	1
500 markers per roll	black	**EMLP 30(45X10)R BK**	**0801858**	1

Highly flexible PVC stick-on device marking

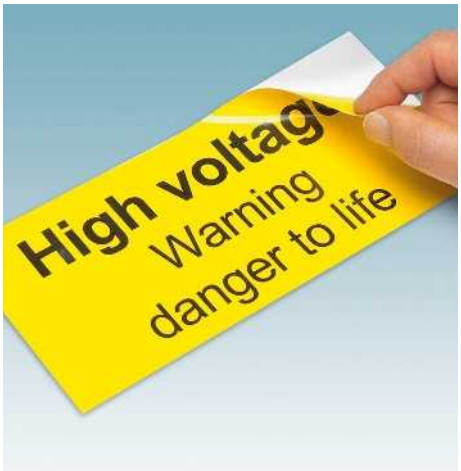

- Highly flexible, soft PVC label that adapts well to uneven surfaces
- Extremely high-quality appearance
- Outdoor-durable for up to eight years when subject to a temperature range of -40°C to 90°C

Unmarked or marked according to customer specifications

Technical data

General data		
Can be marked using		THERMOMARK ROLL • THERMOMARK ROLL X1 • THERMOMARK X1.2
Material		PVC
Temperature range	[°C]	-40 ... 90
Wipe resistance		DIN EN 61010-1 (VDE 0411-1)

Ordering data

Description	Color	Type	Order No.	Pcs. / Pkt.
Continuous label, width: 108 mm, length: 48 m				
	white	**EMLF (108XE)R**	**0800549**	1
	yellow	**EMLF (108XE)R YE**	**0800550**	1
	silver	**EMLF (108XE)R SR**	**0800551**	1
	transparent	**EMLF (108XE)R TR**	**0800552**	1

Highly flexible stick-on textile foil



- Textile foil with extremely low restoring forces
- Enables labels to be stuck over edges and curves
- Halogen-free material
- Outdoor-durable for one to two years when subject to a temperature range of -40°C to +150°C

Can be marked using:

Thermal transfer for rolls

Unmarked or marked according to customer specifications

Technical data

General data		
Can be marked using		THERMOMARK ROLL • THERMOMARK ROLL X1 • THERMOMARK X1.2
Material		PA
Temperature range	[°C]	-40 ... 150
Wipe resistance		DIN EN 61010-1 (VDE 0411-1)
Components		Free from silicone and halogen

Ordering data

Description	Color	Type	Order No.	Pcs. / Pkt.
Fabric label				
10,000 labels per roll	white	**EMLC (5,5X20)R**	**0817617**	1
5000 labels per roll	white	**EMLC (5,5X40)R**	**0817620**	1
2500 labels per roll	yellow	**EMLC (15X9)R YE**	**0800236**	1
2500 labels per roll	yellow	**EMLC (17,5X8)R YE**	**0800237**	1
2500 labels per roll	white	**EMLC (20X8)R**	**0815680**	1
2500 labels per roll	yellow	**EMLC (20X8)R YE**	**0800235**	1
10,000 labels per roll	yellow	**EMLC (20X8)RL YE**	**0815800**	1
2500 labels per roll	yellow	**EMLC (25X8)R YE**	**0800240**	1
2500 labels per roll	yellow	**EMLC (25,4X12,7)R YE**	**0800238**	1
1000 labels per roll	yellow	**EMLC (38X17)R YE**	**0800557**	1
1000 labels per roll	white	**EMLC (40X8)R**	**0800554**	1
1000 labels per roll	yellow	**EMLC (40X8)R YE**	**0800555**	1
750 labels per roll	yellow	**EMLC (51X25)R YE**	**0800558**	1

Device marking for sticking onto rough or structured surfaces

The EML–HA ... self-adhesive device markers have excellent adhesive properties on rough, structured, and low-energy surfaces, thanks to their special adhesive.

- Precise printing quality and good adhesive properties
- If high-quality ink ribbons are used, the marking is resistant to solvents, making it suitable for use even under harsh industrial conditions
- A wide range of different marker sizes are available in white and silver for custom designs
- The special packaging protects rolls that have already been started from the dirt found in industrial environments
- Marking service: Phoenix Contact can custom-mark all EML–HA ... labels according to your requirements
- The marking material is UL listed
- **Designation example:**
  EML-HA (15x9)R
  Lettering field size: 15 x 9 mm
  Type of packaging: roll

Can be marked using:

Thermal transfer for rolls

Unmarked or marked according to customer specifications

Technical data

General data		
Can be marked using		THERMOMARK ROLL • THERMOMARK ROLL X1 • THERMOMARK X1.2
Material		Polyester
Temperature range	[°C]	-40 ... 150
Wipe resistance		DIN EN 61010-1 (VDE 0411-1)
Components		Free from silicone and halogen

Ordering data

Description	Color	Type	Order No.	Pcs. / Pkt.
Label, for rough plastic surfaces, highly adhesive, white				
2500 labels per roll	white	**EML-HA (15X9)R**	**0830600**	1
2500 labels per roll	white	**EML-HA (19X6)R**	**0830601**	1
2500 labels per roll	white	**EML-HA (20X20)R**	**0830602**	1
2500 labels per roll	white	**EML-HA (26,5X12)R**	**0830603**	1
2500 labels per roll	white	**EML-HA (40X8)R**	**0830604**	1
1000 labels per roll	white	**EML-HA (40X15)R**	**0830605**	1
1000 labels per roll	white	**EML-HA (51X25)R**	**0830729**	1
1000 labels per roll	white	**EML-HA (60X30)R**	**0830606**	1
1000 labels per roll	white	**EML-HA (70X32)R**	**0830607**	1
1000 labels per roll	white	**EML-HA (70X50)R**	**0830730**	1
250 labels p. roll	white	**EML-HA (70X150)R**	**0830608**	1
1000 labels per roll	white	**EML-HA (76X51)R**	**0830609**	1
1000 labels per roll	white	**EML-HA (85X32)R**	**0830610**	1
300 labels p. roll	white	**EML-HA (100X73)R**	**0830731**	1
250 labels p. roll	white	**EML-HA (100X90)R**	**0830732**	1
Label, for rough plastic surfaces, highly adhesive, silver				
2500 labels per roll	silver	**EML-HA (15X9)R SR**	**0830611**	1
2500 labels per roll	silver	**EML-HA (19X6)R SR**	**0830612**	1
2500 labels per roll	silver	**EML-HA (20X20)R SR**	**0830613**	1
2500 labels per roll	silver	**EML-HA (26,5X12)R SR**	**0830614**	1
2500 labels per roll	silver	**EML-HA (40X8)R SR**	**0830615**	1
1000 labels per roll	silver	**EML-HA (40X15)R SR**	**0830616**	1
1000 labels per roll	silver	**EML-HA (51X25)R SR**	**0830733**	1
1000 labels per roll	silver	**EML-HA (60X30)R SR**	**0830617**	1
1000 labels per roll	silver	**EML-HA (70X32)R SR**	**0830618**	1
1000 labels per roll	silver	**EML-HA (70X50)R SR**	**0830734**	1
250 labels p. roll	silver	**EML-HA (70X150)R SR**	**0830619**	1
1000 labels per roll	silver	**EML-HA (76X51)R SR**	**0830620**	1
1000 labels per roll	silver	**EML-HA (85X32)R SR**	**0830621**	1
300 labels p. roll	silver	**EML-HA (100X73)R SR**	**0830735**	1
250 labels p. roll	silver	**EML-HA (100X90)R SR**	**0830736**	1

Stick-on device marking, for high-temperature applications

- White polyimide labels with high level of temperature resistance
- Continuous temperature range of -40°C to +180°C, up to +300°C temporarily, for up to 60 seconds
- For marking PCBs, can be used in all industrial soldering processes
- High weathering and chemical resistance
- The marking material is UL listed
- Protection against tampering: the labels cannot be removed without disintegrating
- **Designation example: EML-HT (8x8)R**
  Lettering field size: 8 x 8 mm
  Type of packaging: roll
- Single-web large roll with 8000 or 10,000 labels (see figure below)

Notes:
The THERMOMARK–RIBBON 110–EML-HT ink ribbon is required for marking EM-LHT... high-temperature labels, see under “Printers”, page 37.
If large rolls are processed with the THERMOMARK ROLL, the external THERMOMARK ROLL-ERH media hub must be used.
EML-HT...RL-T cannot be marked with the THERMOMARK S1.1.

Can be marked using:

Thermal transfer for rolls

Unmarked or marked according to customer specifications

Technical data

General data		
Can be marked using		THERMOMARK ROLL • THERMOMARK ROLL X1 • THERMOMARK X1.1 • THERMOMARK X1.2 • THERMOMARK S1.1
Material		Acrylate
Temperature range	[°C]	-40 ... 180
Wipe resistance		DIN EN 61010-1 (VDE 0411-1)
Components		Free from silicone and halogen

Ordering data

Description	Color	Type	Order No.	Pcs. / Pkt.
High-temperature labels				
4000 labels per roll	white	**EML-HT (8X8)R**	**0800340**	1
4000 labels per roll	white	**EML-HT (15X6)R**	**0830644**	1
4000 labels per roll	white	**EML-HT (15X15)R**	**0800341**	1
4000 labels per roll	white	**EML-HT (20X7)R**	**0830645**	1
4000 labels per roll	white	**EML-HT (24X4)R**	**0830646**	1
4000 labels per roll	white	**EML-HT (25X8)R**	**0830647**	1
2500 labels per roll	white	**EML-HT (25,4X12,7)R**	**0830648**	1
2500 labels per roll	white	**EML-HT (32X10)R**	**0830649**	1
2500 labels per roll	white	**EML-HT (35X6,5)R**	**0830650**	1
1000 labels per roll	white	**EML-HT (40X15)R**	**0800339**	1
2500 labels per roll	white	**EML-HT (45X5)R**	**0800337**	1
1000 labels per roll	white	**EML-HT (50X10)R**	**0800338**	1
1000 labels per roll, round, 12 mm diameter	white	**EML-HT (D12)R**	**0801376**	1
High-temperature labels, on large roll				
10,000 labels per roll	white	**EML-HT (8X8)RL-T**	**0830651**	1
10,000 labels per roll	white	**EML-HT (15X6)RL-T**	**0830652**	1
8000 labels per roll	white	**EML-HT (15X15)RL-T**	**0830653**	1
10,000 labels per roll	white	**EML-HT (20X7)RL-T**	**0830654**	1
10,000 labels per roll	white	**EML-HT (24X4)RL-T**	**0830655**	1
10,000 labels per roll	white	**EML-HT (25X8)RL-T**	**0830656**	1
10,000 labels per roll	white	**EML-HT (25,4X12,7)RL-T**	**0830657**	1
10,000 labels per roll	white	**EML-HT (32X10)RL-T**	**0830658**	1
10,000 labels per roll	white	**EML-HT (35X6,5)RL-T**	**0830659**	1
8000 labels per roll	white	**EML-HT (40X15)RL-T**	**0830660**	1
10,000 labels per roll	white	**EML-HT (45X5)RL-T**	**0830661**	1
10,000 labels per roll	white	**EML-HT (50X10)RL-T**	**0830662**	1

Accessories

Ink ribbon, specifically for high-temperature labels, EML-HT...	black	**THERMOMARK-RIBBON 110-EML-HT**	**0800342**	1

Stick-on device marking, for ESD applications

- Safe marking for sensitive components on PCBs
- Static dissipative adhesive: prevents transmission of voltage and protects the component against electrostatic discharge
- Marking service: Phoenix Contact can custom-mark all EML-ESD ... markers according to your requirements
- **Designation example:**
  EML-ESD (8x8)R
  Lettering field size: 8 x 8 mm
  Type of packaging: roll

Notes:
If large rolls are processed with the THERMOMARK ROLL, the external THERMOMARK ROLL-ERH media hub must be used.
EML-ESD... RL-T cannot be marked with the THERMOMARK S1.1.

Can be marked using:

Thermal transfer for rolls

Unmarked or marked according to customer specifications

Technical data

General data		
Can be marked using		THERMOMARK ROLL • THERMOMARK ROLL X1 • THERMOMARK X1.1 • THERMOMARK X1.2 • THERMOMARK S1.1
Material		Polyester
Temperature range	[°C]	-40 ... 150
Wipe resistance		DIN EN 61010-1 (VDE 0411-1)
Components		Free from silicone and halogen

Ordering data

Description	Color	Type	Order No.	Pcs. / Pkt.
Device marking, roll				
4000 labels per roll	white	**EML-ESD (8X8)R**	**0830564**	1
4000 labels per roll	white	**EML-ESD (15X6)R**	**0830565**	1
4000 labels per roll	white	**EML-ESD (15X15)R**	**0830566**	1
4000 labels per roll	white	**EML-ESD (20X7)R**	**0830567**	1
4000 labels per roll	white	**EML-ESD (24X4)R**	**0830568**	1
4000 labels per roll	white	**EML-ESD (25X8)R**	**0830569**	1
2500 labels per roll	white	**EML-ESD (25,4X12,7)R**	**0830570**	1
2500 labels per roll	white	**EML-ESD (32X10)R**	**0830571**	1
2500 labels per roll	white	**EML-ESD (35X6,5)R**	**0830572**	1
2500 labels per roll	white	**EML-ESD (40X15)R**	**0830573**	1
2500 labels per roll	white	**EML-ESD (45X5)R**	**0830574**	1
1000 labels per roll	white	**EML-ESD (50X10)R**	**0830575**	1
Device marking, large roll				
10,000 labels per roll	white	**EML-ESD (8X8)RL-T**	**0830576**	1
10,000 labels per roll	white	**EML-ESD (15X6)RL-T**	**0830577**	1
8000 labels per roll	white	**EML-ESD (15X15)RL-T**	**0830578**	1
10,000 labels per roll	white	**EML-ESD (20X7)RL-T**	**0830579**	1
10,000 labels per roll	white	**EML-ESD (24X4)RL-T**	**0830580**	1
10,000 labels per roll	white	**EML-ESD (25X8)RL-T**	**0830581**	1
10,000 labels per roll	white	**EML-ESD (25,4X12,7)RL-T**	**0830582**	1
10,000 labels per roll	white	**EML-ESD (32X10)RL-T**	**0830583**	1
10,000 labels per roll	white	**EML-ESD (35X6,5)RL-T**	**0830584**	1
8000 labels per roll	white	**EML-ESD (40X15)RL-T**	**0830585**	1
10,000 labels per roll	white	**EML-ESD (45X5)RL-T**	**0830586**	1
10,000 labels per roll	white	**EML-ESD (50X10)RL-T**	**0830587**	1

Stick-on device marking, removable

- Particularly suitable for temporary marking
- The labels adhere well and reliably, and can be removed easily and residue-free if required
- The labels cannot be reused following removal
- Marking service: Phoenix Contact can custom-mark all EML-RM ... markers according to your requirements
- **Designation example: EML-RM (8x8)R**
  Lettering field size: 8 x 8 mm
  Type of packaging: roll

Notes:
If large rolls are processed with the THERMOMARK ROLL, the external THERMOMARK ROLL-ERH media hub must be used.
EML-RM...RL-T cannot be marked with the THERMOMARK S1.1.

Can be marked using:

Thermal transfer for rolls

Unmarked or marked according to customer specifications

Technical data

General data		
Can be marked using		THERMOMARK ROLL • THERMOMARK ROLL X1 • THERMOMARK X1.1 • THERMOMARK X1.2 • THERMOMARK S1.1
Material		Polyester
Temperature range	[°C]	-40 ... 120
Wipe resistance		DIN EN 61010-1 (VDE 0411-1)
Components		Free from silicone and halogen

Ordering data

Description	Color	Type	Order No.	Pcs. / Pkt.
Labels, removable				
4000 labels per roll	white	**EML-RM (8X8)R**	**0830528**	1
4000 labels per roll	white	**EML-RM (15X6)R**	**0830529**	1
4000 labels per roll	white	**EML-RM (15X15)R**	**0830530**	1
4000 labels per roll	white	**EML-RM (20X7)R**	**0830531**	1
4000 labels per roll	white	**EML-RM (24X4)R**	**0830532**	1
4000 labels per roll	white	**EML-RM (25X8)R**	**0830533**	1
2500 labels per roll	white	**EML-RM (25,4X12,7)R**	**0830534**	1
2500 labels per roll	white	**EML-RM (32X10)R**	**0830535**	1
2500 labels per roll	white	**EML-RM (35X6,5)R**	**0830536**	1
2500 labels per roll	white	**EML-RM (40X15)R**	**0830537**	1
2500 labels per roll	white	**EML-RM (45X5)R**	**0830538**	1
1000 labels per roll	white	**EML-RM (50X10)R**	**0830539**	1
1000 labels per roll	white	**EML-RM (70X50)R**	**0803186**	1
Labels, on large roll, removable				
1000 labels per roll	white	**EML-RM (8X8)RL-T**	**0830540**	1
1000 labels per roll	white	**EML-RM (15X6)RL-T**	**0830541**	1
1000 labels per roll	white	**EML-RM (15X15)RL-T**	**0830542**	1
1000 labels per roll	white	**EML-RM (20X7)RL-T**	**0830543**	1
1000 labels per roll	white	**EML-RM (24X4)RL-T**	**0830544**	1
1000 labels per roll	white	**EML-RM (25X8)RL-T**	**0830545**	1
1000 labels per roll	white	**EML-RM (25,4X12,7)RL-T**	**0830546**	1
1000 labels per roll	white	**EML-RM (32X10)RL-T**	**0830547**	1
1000 labels per roll	white	**EML-RM (35X6,5)RL-T**	**0830548**	1
1000 labels per roll	white	**EML-RM (40X15)RL-T**	**0830549**	1
1000 labels per roll	white	**EML-RM (45X5)RL-T**	**0830550**	1
1000 labels per roll	white	**EML-RM (50X10)RL-T**	**0830551**	1

Accessories

Ink ribbon, length: 300 m, width: 110 mm	black	**THERMOMARK-RIBBON 110**	**5145384**	1

Stick-on device marking, with anti-tamper protection

- Tamper-proof label, can be used as a rating plate or seal, for example
- When peeled off, part of the metallic layer comes away, leaving behind a triangular pattern on both the label and the surface
- The safety function is reliable up to 80°C
- Marking service: Phoenix Contact can custom-mark all EMLS ... markers in accordance with your requirements
- The EMLS ... materials are UL-listed
- **Designation example: EMLS (15x9)R SR**
  Lettering field size: 15 x 9 mm
  Type of packaging: roll

Can be marked using:

Thermal transfer for rolls

PRINTED FOR YOU

Unmarked or marked according to customer specifications

Technical data

General data		
Can be marked using		THERMOMARK ROLL • THERMOMARK ROLL X1 • THERMOMARK X1.2
Material		Polyester
Temperature range	[°C]	-40 ... 150
Wipe resistance		DIN EN 61010-1 (VDE 0411-1)
Components		Free from silicone and halogen

Ordering data

Description	Color	Type	Order No.	Pcs. / Pkt.
Safety labels				
2500 labels per roll	silver	**EMLS (15X9)R SR**	**0800347**	1
2500 labels per roll	silver	**EMLS (19X6)R SR**	**0800343**	1
1000 labels per roll	silver	**EMLS (20X20)R SR**	**0800344**	1
1000 labels per roll	silver	**EMLS (26,5X12)R SR**	**0800353**	1
1000 labels per roll	silver	**EMLS (38,1X19)R SR**	**0800354**	1
1000 labels per roll	silver	**EMLS (40X8)R SR**	**0800348**	1
1000 labels per roll	silver	**EMLS (40X15)R SR**	**0800345**	1
500 labels per roll	silver	**EMLS (60X30)R SR**	**0800355**	1
500 labels per roll	silver	**EMLS (70X32)R SR**	**0800346**	1
100 labels per roll	silver	**EMLS (70X150)R SR**	**0800351**	1
250 labels p. roll	silver	**EMLS (76X51)R SR**	**0800350**	1
250 labels p. roll	silver	**EMLS (85X32)R SR**	**0800356**	1

Device marking for rotary switches from Phoenix Contact, for sticking on or snapping in

- EML-RS for marking rotary switches from Phoenix Contact
- For either sticking on or snapping in with transparent EMPPR (45,8x45,8) cover
- Additional protection under extreme ambient conditions with the transparent EMPPR (45,8x45,8) cover

new

Unmarked or marked according to customer specifications

Technical data

General data		
Can be marked using		THERMOMARK ROLL • THERMOMARK ROLL X1 • THERMOMARK X1.2
Material		Polyester
Temperature range	[°C]	-40 ... 150
Wipe resistance		DIN EN 61010-1 (VDE 0411-1)
Components		Free from silicone and halogen

Ordering data

Description	Color	Type	Order No.	Pcs. / Pkt.
Label, roll, unmarked, can be marked with: THERMOMARK ROLL, THERMOMARK X, THERMOMARK S1.1, mounting type: adhered/inserted, 250 labels p. roll	white	**EML-RS (45,7X45,7)R**	**0803387**	1
	silver	**EML-RS (45,7X45,7)R SR**	**0803187**	1

Accessories

Snap-in shock protection, for RS20-... rotary switches, transparent	**EMPPR (45,8X45,8)**	**0803389**	25

Notes:

For corresponding CARRIER-EMP... carrier profiles, see phoenixcontact.net/products



- The EMT marking range includes markers for all products with tall and flat marker grooves
- Marking service: Phoenix Contact can custom-mark all EMT markers according to your requirements

Unmarked or marked according to customer specifications

Technical data

General data		
Can be marked using		THERMOMARK ROLL • THERMOMARK ROLL X1 • THERMOMARK X1.1 • THERMOMARK X1.2 • THERMOMARK S1.1
Material		PVC
Temperature range	[°C]	-30 ... 80
Wipe resistance		DIN EN 61010-1 (VDE 0411-1)
Components		Free from silicone and halogen

Ordering data

Description	Color	Type	Order No.	Pcs. / Pkt.
Insert strips, unprinted, 1 roll = 50 m, continuous, strip height: 15 mm	white	**EMT (EX15)R**	**0830671**	1

Snap-in device makers for Axioline systems from Phoenix Contact

- EMT ... insert strips are available in different sizes for marking the Axioline modules from Phoenix Contact
- EMT (62...)R insert strips are available in different sizes for marking the Inline modules from Phoenix Contact
- Can be printed using all the thermal transfer printers available from Phoenix Contact
- Precise printing quality
- An overview of the devices that support marking can be found starting on page 292

Can be marked using:

Thermal transfer for rolls

Unmarked or marked according to customer specifications

Technical data

General data		
Can be marked using		THERMOMARK ROLL • THERMOMARK ROLL X1 • THERMOMARK X1.1 • THERMOMARK X1.2
Material		Polyester
Temperature range	[°C]	-40 ... 120
Wipe resistance		DIN EN 61010-1 (VDE 0411-1)
Components		Free from silicone and halogen

Ordering data

Description	Color	Type	Order No.	Pcs. / Pkt.
Insert strips for Axioline modules 500 labels per roll, lettering field size: 35 x 28 mm	white	**EMT (35X28)R**	**0801602**	1
500 labels per roll, lettering field size: 35 x 28 mm	yellow	**EMT (35X28)R YE**	**0801603**	1
500 labels per roll, lettering field size: 35 x 46 mm	white	**EMT (35X46)R**	**0801604**	1
500 labels per roll, lettering field size: 35 x 46 mm	yellow	**EMT (35X46)R YE**	**0801605**	1
Insert strips for Inline modules, 500 labels per roll, lettering field size: 62 x 10 mm	white	**EMT (62X10)R**	**0800057**	1
500 labels per roll, lettering field size: 62 x 10 mm	yellow	**EMT (62X10)R YE**	**0800477**	1
250 labels per roll, lettering field size: 62 x 46 mm	white	**EMT (62X46)R**	**0800059**	1
250 labels per roll, lettering field size: 62 x 46 mm	yellow	**EMT (62X46)R YE**	**0800478**	1

Device markers for Siemens ET 200SP controllers

- EMT ... insert strips are available for marking Siemens controllers
- Can be printed using all the thermal transfer printers available from Phoenix Contact
- Precise printing quality
- An overview of the devices that support marking can be found starting on page 292

Notes:

For additional information on the use of Siemens devices, see the product area on our website at phoenixcontact.net/products.

Can be marked using:

Thermal transfer for rolls

Unmarked or marked according to customer specifications

Technical data

General data		
Can be marked using		THERMOMARK ROLL • THERMOMARK ROLL X1 • THERMOMARK X1.1 • THERMOMARK X1.2
Material		Polyester
Temperature range	[°C]	-40 ... 120
Wipe resistance		DIN EN 61010-1 (VDE 0411-1)
Components		Free from silicone and halogen

Ordering data

Description	Color	Type	Order No.	Pcs. / Pkt.
Insert strips				
500 labels per roll, lettering field size: 31 x 12.5 mm	white	**EMT (31X12,5)R**	**0800008**	1
500 labels per roll, lettering field size: 31 x 12.5 mm	yellow	**EMT (31X12,5)R YE**	**0802764**	1
500 labels per roll, lettering field size: 31 x 12.5 mm	gray	**EMT (31X12,5)R GY**	**0801612**	1
500 labels per roll, lettering field size: 50 x 26 mm	white	**EMT (50X26)R**	**0800052**	1
500 labels per roll, lettering field size: 50 x 26 mm	turquoise	**EMT (50X26)R TQ**	**0800053**	1
500 labels per roll, lettering field size: 50 x 26 mm	yellow	**EMT (50X26)R YE**	**0800054**	1
500 labels per roll, lettering field size: 103 x 17 mm	white	**EMT (103X17)R**	**0800039**	1
500 labels per roll, lettering field size: 103 x 17 mm	turquoise	**EMT (103X17)R TQ**	**0800041**	1
500 labels per roll, lettering field size: 103 x 17 mm	yellow	**EMT (103X17)R YE**	**0800436**	1
500 labels per roll, lettering field size: 103 x 23 mm	white	**EMT (103X23)R**	**0800040**	1
500 labels per roll, lettering field size: 103 x 23 mm	yellow	**EMT (103X23)R YE**	**0800437**	1
500 labels per roll, lettering field size: 103 x 23 mm	turquoise	**EMT (103X23)R TQ**	**0800042**	1
1 roll = 30 m, lettering field size: continuous x 14 mm	white	**EMT (EX14)R**	**0803461**	1
1 roll = 30 m, lettering field size: continuous x 14 mm	turquoise	**EMT (EX14)R TQ**	**0803462**	1
1 roll = 30 m, lettering field size: continuous x 14 mm	yellow	**EMT (EX14)R YE**	**0803463**	1
500 labels per roll, lettering field size: 23 x 109 mm	white	**EMT (23X109)R**	**0803457**	1
500 labels per roll, lettering field size: 23 x 109 mm	turquoise	**EMT (23X109)R TQ**	**0803458**	1
500 labels per roll, lettering field size: 23 x 109 mm	yellow	**EMT (23X109)R YE**	**0803459**	1
500 labels per roll, lettering field size: 23 x 109 mm	gray	**EMT (23X109)R GY**	**0803460**	1
Insert strips with two lettering field sizes per roll, with 250 of each size measuring: 50 x 12.8 mm and 27.5 x 12.8 mm	white	**EMT (50/28X13)R**	**0800049**	1
with 250 each of 50 x 12.8 mm and 27.5 x 12.8 mm	yellow	**EMT (50/28X13)R YE**	**0800438**	1
with 250 each of 50 x 12.8 mm and 27.5 x 12.8 mm	turquoise	**EMT (50/28X13)R TQ**	**0800050**	1
with 250 each of 50 x 12.8 mm and 27.5 x 12.8 mm	red	**EMT (50/28X13)R RD**	**0832082**	1

Stick-on device marking

– These labels have been specially developed for laser printers
– Can be printed on all commercially available laser printers
– The unperforated SK U ... sheets are available for custom label designs
– Marking service: Phoenix Contact can custom-mark all BMKL ... markers in accordance with your requirements

Notes:

Print image may vary depending on laser printer

Can be marked using:

Office laser printing

Unmarked or marked according to customer specifications

Technical data

General data		
Can be marked using		- • Office printing systems
Material		Polyester
Temperature range	[°C]	-20 ... 80
Wipe resistance		DIN EN 61010-1 (VDE 0411-1)
Components		Silicone-free

Ordering data

Description	Color	Type	Order No.	Pcs. / Pkt.
Sheet of labels for laser printer, DIN A4				
1 sheet = 273 labels	white	**BMKL 12X12 WH**	**5032361**	10
1 sheet = 290 labels	white	**BMKL 15X 9 WH**	**0803663**	10
1 sheet = 396 labels	white	**BMKL 18X 6 WH**	**5032293**	10
1 sheet = 288 labels	white	**BMKL 18X 8 WH**	**5032329**	10
1 sheet = 224 labels	white	**BMKL 20X 8 WH**	**5032280**	10
1 sheet = 224 labels	white	**BMKL 25X 8 WH**	**5032332**	10
1 sheet = 147 labels	white	**BMKL 25X12 WH**	**5032374**	10
1 sheet = 228 labels	white	**BMKL 26,8X6,8 WH**	**0807106**	10
1 sheet = 63 labels	white	**BMKL 50X12 WH**	**5032387**	10
1 sheet = 45 labels	white	**BMKL 64X16 WH**	**0821807**	2
1 sheet = 21 labels	white	**BMKL 64X34 WH**	**5032400**	10
1 sheet = 290 labels	yellow	**BMKL 15X 9 YE**	**5032497**	10
1 sheet = 405 labels	yellow	**BMKL 16X 6 YE**	**0807096**	10
1 sheet = 288 labels	yellow	**BMKL 18X 8 YE**	**5032170**	10
1 sheet = 168 labels	yellow	**BMKL 19X11 YE**	**0800705**	10
1 sheet = 224 labels	yellow	**BMKL 20X 8 YE**	**5032138**	10
1 sheet = 162 labels	yellow	**BMKL 26X10 YE**	**0811516**	10
1 sheet = 45 labels	yellow	**BMKL 64X16 YE**	**0821810**	2
1 sheet = 192 labels	silver	**BMKL 27X 8 SR**	**0803702**	10
1 sheet = 126 labels	silver	**BMKL 27X12,5 SR**	**0803676**	10
1 sheet = 84 labels	silver	**BMKL 27X18 SR**	**0803689**	10
1 sheet = 54 labels	silver	**BMKL 27X27 SR**	**0803692**	10
1 sheet = 360 labels	orange	**BMKL 18X 6,5 OG**	**5036147**	10
Marking sheet, unperforated, self-adhesive, DIN A4 format				
	white	**SK U WH:UNGESTANZT**	**0800129**	10
	yellow	**SK U YE:UNGESTANZT**	**0800132**	10
	silver	**SK U SR:UNGESTANZT**	**0800145**	10

Stick-on device marking



- Self-adhesive labels for marking by hand or with a plotter
- Secure adhesion even on curved or uneven surfaces as well as at corners
- Available in various dimensions
- Marking service: Phoenix Contact can custom-mark all BMK ... markers in accordance with your requirements

Can be marked using:

Plotter



Unmarked or marked according to customer specifications

Technical data

General data		
Can be marked using		CMS-P1-PLOTTER
Material		Polyester foil
Temperature range	[°C]	-40 ... 80
Components		Silicone-free

Ordering data

Description	Color	Type	Order No.	Pcs. / Pkt.
Label sheet				
1 sheet = 270 labels	white	**BMK 20X 8 WH**	**0805470**	10
1 sheet = 324 labels	yellow	**BMK 15X 9 YE**	**5031605**	10
1 sheet = 198 labels	yellow	**BMK 19X11 YE**	**5031582**	10
1 sheet = 270 labels	yellow	**BMK 20X 8 YE**	**5031388**	10
1 sheet = 88 labels	yellow	**BMK 38X11 YE**	**5031676**	10

Accessories

Magazine for accommodating sheet material, self-adhesive mat for fixing labels, foils and paper, size of sheet max. DIN A4	**CMS-P1-PAD**	**5144819**	1

Stick-on device marking, can be engraved or marked with writing

- The label sheet is made up of prefabricated, individual self-adhesive labels
- The adhesive foil used ensures good adhesive properties, even on uneven surfaces
- Can be easily marked using the CMS–P1–PLOTTER
- Can be engraved using the P1 ENGRAVING UNIT
- Two-layer material
- Marking service: Phoenix Contact can custom-mark all GPE ... markers in accordance with your requirements

Notes:

Matching magazines to accommodate the label sheets, see page 44.

Can be marked using:

Engraving

Plotter



Unmarked or marked according to customer specifications

Technical data

General data	
Can be marked using	P1 ENGRAVING UNIT • CMS-P1-PLOTTER
Material	TRANSPLY-ABS
Temperature range [°C]	-20 ... 85
Wipe resistance	DIN EN 61010-1 (VDE 0411-1)
Components	Free from silicone and halogen

Ordering data

Description	Color	Type	Order No.	Pcs. / Pkt.
Plastic label sheet, self-adhesive double-layer plastic labels, material thickness: 0.8 mm, square corners				
1 sheet = 120 labels	white	**GPE 13X 9 WH**	**0806932**	10
1 sheet = 75 labels	white	**GPE 17,5X12 WH**	**0806916**	10
1 sheet = 100 labels	white	**GPE 20X 7 WH**	**0806990**	10
1 sheet = 88 labels	white	**GPE 20X 8 WH**	**0806945**	10
1 sheet = 60 labels	white	**GPE 22X12 WH**	**0806929**	10
1 sheet = 9 labels	white	**GPE 52X26 WH**	**0806958**	10
1 sheet = 9 labels	white	**GPE 60X30 WH**	**0806961**	10
1 sheet = 21 labels	red/white	**GPE 60X12 RD-WH**	**0824202**	10
1 sheet = 5 labels	yellow	**GPE 70X32 YE**	**0824215**	10
1 sheet = 30 labels	silver	**GPE 28X17,5 SR**	**0807889**	10
Plastic label sheet, self-adhesive double-layer plastic labels, material thickness: 0.8 mm, with rounded corners, radius: 2 mm				
1 sheet = 66 labels	white	**GPE 27X 8 WH/R**	**0815198**	10
1 sheet = 30 labels	white	**GPE 27X18 WH/R**	**0815208**	10
1 sheet = 26 labels	white	**GPE 45X14 WH/R**	**0815282**	10
1 sheet = 21 labels	white	**GPE 60X12 WH/R**	**0807630**	10
1 sheet = 9 labels	white	**GPE 60X30 WH/R**	**0815292**	10
1 sheet = 32 labels	silver	**GPE 22X22 SR/R**	**0806628**	10
1 sheet = 66 labels	silver	**GPE 27X 8 SR/R**	**0806877**	10
1 sheet = 42 labels	silver	**GPE 27X12,5 SR/R**	**0806880**	10
1 sheet = 30 labels	silver	**GPE 27X18 SR/R**	**0806893**	10
1 sheet = 18 labels	silver	**GPE 27X27 SR/R**	**0806903**	10
1 sheet = 26 labels	silver	**GPE 45X14 SR/R**	**0807009**	10
1 sheet = 21 labels	silver	**GPE 60X12 SR/R**	**0806631**	10

Stick-on device marking, can be engraved or marked with writing

- High level of resistance to chemical and mechanical effects
- High-quality appearance
- Can be easily marked using the CMS–P1–PLOTTER
- Can be engraved using the P1 ENGRAVING UNIT
- For marking components, devices, and buttons
- Marking service: Phoenix Contact can custom-mark all EMLP ... markers in accordance with your requirements

Can be marked using:

Engraving

Plotter



Unmarked or marked according to customer specifications

Technical data

General data		
Can be marked using		P1 ENGRAVING UNIT • CMS-P1-PLOTTER
Material		TRANSPLY-ABS
Temperature range	[°C]	-20 ... 85
Wipe resistance		DIN EN 61010-1 (VDE 0411-1)
Components		Free from silicone and halogen

Ordering data

Description	Color	Type	Order No.	Pcs. / Pkt.
Plastic label sheet, with a hole for 24-mm-Ø pushbutton, self-adhesive double-layer plastic labels, material thickness: 0.8 mm				
1 sheet = 6 labels	white	**EMLP 24 (30X12)**	**0822301**	1
1 sheet = 6 labels	black	**EMLP 24 (30X12) BK**	**0822314**	1
1 sheet = 6 labels	silver	**EMLP 24 (30X12) SR**	**0822330**	1
Plastic label sheet, with a hole for 32-mm-Ø pushbutton, self-adhesive double-layer plastic labels, material thickness: 0.8 mm				
1 sheet = 6 labels	white	**EMLP 32 (38X14)**	**0822291**	1
1 sheet = 6 labels	black	**EMLP 32 (38X14) BK**	**0822327**	1
1 sheet = 6 labels	silver	**EMLP 32 (38X14) SR**	**0822343**	1

Accessories

Magazine, to hold 1 GPE label sheet		**CMS-P1-M/GPE ENGRAVING**	**5145711**	1

Marker carrier

For snap-in labels

- The CARRIER–EMP ... marker carriers are used in conjunction with the UC–EMP ... / US–EMP ... and EMP-AL ... snap-in labels
- They are used to clearly identify devices and control cabinets
- They can be assembled using screws or rivets

Technical data

General data		
Material		PA
Inflammability class according to UL 94		V2
Temperature range	[°C]	-40 ... 105
Components		Free from silicone and halogen

Ordering data

Description	Color	Type	Order No.	Pcs. / Pkt.
Marker carrier, for UC–EMP ... / US–EMP .../ EMP-AL ... snap-in labels				
Marker size: 17 x 15 mm	black	**CARRIER-EMP (17X15)**	**0827450**	80
Marker size: 27 x 15 mm	black	**CARRIER-EMP (27X15)**	**0827451**	80
Marker size: 49 x 15 mm	black	**CARRIER-EMP (49X15)**	**0827452**	40
Marker size: 60 x 15 mm	black	**CARRIER-EMP (60X15)**	**0827453**	40
Marker size: 60 x 30 mm	black	**CARRIER-EMP (60X30)**	**0827454**	30
Marker size: 85 x 54 mm	black	**CARRIER-EMP (85,6X54)**	**0829365**	10

Marker carriers, can be marked using snap-in markers for control devices

For buttons and switches 22 mm in diameter

- Snap-in UC-/US-EMP ... and EMP-AL ... labels are available for marking CARRIER-EMP 22 ... marker carriers
- Can be used for all buttons and switches with 22 mm diameter

Technical data

General data		
Material		PA
Inflammability class according to UL 94		V2
Temperature range	[°C]	-40 ... 105
Components		Free from silicone and halogen

Ordering data

Description	Color	Type	Order No.	Pcs. / Pkt.
Marker carrier, for UC–EM ... / US–EMP .../ EMP-AL ... snap-in labels				
Marker size: 27 x 8 mm	black	**CARRIER-EMP 22 (27X8)**	**0827445**	50
Marker size: 27 x 12.5 mm	black	**CARRIER-EMP 22 (27X12,5)**	**0827446**	50
Marker size: 27 x 15 mm	black	**CARRIER-EMP 22 (27X15)**	**0827447**	50
Marker size: 27 x 18 mm	black	**CARRIER-EMP 22 (27X18)**	**0827448**	50
Marker size: 27 x 27 mm	black	**CARRIER-EMP 22 (27X27)**	**0827449**	50

Marker carriers, can be marked using control device labels

- Can be used for all buttons and switches with 22 mm diameter
- The large marking areas on the CARRIER–EMLP can be custom-marked with EML ... thermal transfer labels and UC-EMLP ... / US-EMLP ... and EMLP-AL ... labels
- EMLPR ... transparent adhesive protective foil can be used for additional protection of the label surfaces

For buttons and switches 22 mm in diameter

Technical data

General data		
Material		PA
Inflammability class according to UL 94		V2
Temperature range	[°C]	-40 ... 105
Components		Free from silicone and halogen
Button diameter	[mm]	22

Ordering data

Description	Color	Type	Order No.	Pcs. / Pkt.
Marker carrier, for buttons and switches with a 22 mm diameter, can be marked with self-adhesive labels EML ..., UC-EMLP ... / US-EMLP ... and EMLP-AL ...				
Marker size: 27 x 8 mm	black	**CARRIER-EMLP 22 (27X8)**	**0828984**	50
Marker size: 27 x 12.5 mm	black	**CARRIER-EMLP 22 (27X12,5)**	**0828985**	50
Marker size: 27 x 15 mm	black	**CARRIER-EMLP 22 (27X15)**	**0828986**	50
Marker size: 27 x 18 mm	black	**CARRIER-EMLP 22 (27X18)**	**0828987**	50
Marker size: 27 x 27 mm	black	**CARRIER-EMLP 22 (27X27)**	**0828988**	50

Transparent stick-on or snap-in cover

- Stuck or snapped onto marked CARRIER ... to protect the labels
- Extremely thick, yet flexible and transparent shock protection
- High level of mechanical and chemical stability
- Suitable for permanent outdoor use

Shock protection

Ordering data

Description	Color	Type	Order No.	Pcs. / Pkt.
Shock protection foil, designed for sticking into CARRIER-EMLP ...				
51 labels per sheet	transparent	**EMLPR (26,5X14,5)**	**0800546**	10
42 labels per sheet	transparent	**EMLPR (26,5X17,5)**	**0800360**	10
30 labels per sheet	transparent	**EMLPR (26,5X26,5)**	**0800361**	10
14 labels per sheet	transparent	**EMLPR (30X40)**	**0800359**	10
6 labels per sheet	transparent	**EMLPR (80X42)**	**0800357**	10
4 labels per sheet	transparent	**EMLPR (80X60)**	**0800358**	10
9 labels per sheet	transparent	**EMLPR (100X30)**	**0800362**	10
Shock protection, designed for snapping into CARRIER-EMP ...				
	transparent	**EMPPR (27X15)**	**0829535**	50
	transparent	**EMPPR (27X18)**	**0829536**	50

Marking profiles

- Self-adhesive marker carriers, available by the meter for shortening to meet individual requirements
- Powerful adhesion and optimum grip on standard device surfaces
- The P–SS–ZB 100 is particularly suitable for accommodating SS-ZB, UC-EM (20X9), UCT-EM (20X9)
- The P–ZB METER can accommodate marking material for the tall and flat marker grooves found on Phoenix Contact modular terminal blocks

For self-adhesion

Technical data

General data	
Material	PVC
Inflammability class according to UL 94	V0
Temperature range [°C]	-15 ... 80

Ordering data

Description	Color	Type	Order No.	Pcs. / Pkt.
Profile, self-adhesive, for accommodating SS-ZB labels, UC–EM (20X9), UCT-EM (20X9), length: 1000 mm	gray	**P-SS-ZB 100**	**1013737**	10
Profile, self-adhesive, designed to accommodate UC–TM ..., UCT–TM ..., ZB ..., length: 1 m	gray	**P-ZB METER**	**1051854**	1

Marking profiles



- The CARRIER–EMP ... marker carriers can be individually equipped with UC–EMP ... / US–EMP ... / EMT ... and EMP-AL ... device markers
- For marking devices
- For marking assemblies
- For marking control and switchgear

Designed to be stuck on or for screwing/riveting

Technical data

General data	
Material	PVC
Inflammability class according to UL 94	V2
Temperature range [°C]	-40 ... 105
Components	Free from silicone and halogen

Ordering data

Description	Color	Type	Order No.	Pcs. / Pkt.
Profile, for screwing or riveting, 1000 mm long, for accommodating UC-... / US-... / EMT ... and EMP-AL material with a height of 15 mm	gray	**CARRIER-EMP (1000X15) GY**	**0829366**	25
	transparent	**CARRIER-EMP (1000X15) TR**	**0829530**	25
Profile, self-adhesive, 1000 mm long, for accommodating UC-... / US-... / EMT ... and EMP-AL ... material with a height of 15 mm	gray	**CARRIER/L-EMP (1000X15) GY**	**0829559**	25
	transparent	**CARRIER/L-EMP (1000X15) TR**	**0829560**	25
CARRIER cover, 1000 mm long	transparent	**CARRIER-EMP (1000X15) COVER**	**0829520**	25

Marker carrier

- Self-adhesive marker carriers for marking devices and components
- Powerful adhesion and optimum grip on standard device surfaces
- These carrier materials can be fitted, e.g., with UC–WMT ..., US–WMT ..., EMT ..., and UCT-WMT

For insert strips

Technical data

General data		
Material		PVC
Inflammability class according to UL 94		V0
Temperature range	[°C]	-40 ... 60
Components		Silicone-free

Ordering data

Description	Color	Type	Order No.	Pcs. / Pkt.
Component marking label, self-adhesive, can be marked with UC-WMT ..., US-WMT ..., EMT ..., and UCT-WMT				
Lettering field size: 15 x 4 mm	transparent	**PAB-SK 15**	**1013287**	500
Lettering field size: 30 x 4 mm	transparent	**PAB-SK 30**	**1013290**	200
UniCard, with insert strips for PATG and PATO marking collars, for lettering field size 15 x 4 mm, 32-section, 8 individual labels per strip				
	white	**UC-WMT (15X4)**	**0819398**	10
	yellow	**UC-WMT (15X4) YE**	**0819408**	10
	white	**UC-WMT (30X4)**	**0819437**	10
	yellow	**UC-WMT (30X4) YE**	**0819440**	10
UniCard, with insert strips for PATG and PATO marking collars, with lettering field size 15 x 4 mm, 50-section				
	white	**UCT-WMT (15X4)**	**0801446**	10
	yellow	**UCT-WMT (15X4) YE**	**0801447**	10
	white	**UCT-WMT (30X4)**	**0801422**	10
	yellow	**UCT-WMT (30X4) YE**	**0801423**	10

Marker carriers with cover



- Control cabinet markers consisting of a transparent cap and a base carrier
- The base carrier features two fixing holes so that it can be screwed on
- Once marked, the insert label is inserted in the cap and this is then snapped onto the base carrier
- The marking is protected against external influences
- The ES–SSMK ... insert strips can be marked using the CMS–P1–PLOTTER and the CMS–P1–PAD magazine

Can be marked using:

Plotter

For screw or rivet fixing

Technical data

General data		
Can be marked using		CMS-P1-PLOTTER
Material		PC
Inflammability class according to UL 94		V2
Temperature range	[°C]	-40 ... 115
Components		Free from silicone and halogen
Drill hole spacing	[mm]	40
Hole diameter	[mm]	3.5

Ordering data

Description	Color	Type	Order No.	Pcs. / Pkt.
Control cabinet marker, two mounting holes M3				
Size: 60 x 18 mm, lettering field: 56 x 14 mm, incl. 1 x ES-SSMK-GB 60X18	transparent/ white	**SSMK 60X18**	**5032439**	50
Size: 96 x 30 mm, lettering field: 92 x 26 mm, incl. 1 x ES-SSMK-GB 90X30	transparent/ white	**SSMK 96X30**	**5032442**	50

Accessories

Large format sheet insert strips, can be marked with plotter, DIN A4, perforated, material: Cardboard				
1 sheet = 75 strips, marking field: 56 x 14 mm	transparent/ white	**ES-SSMK-GB 60X18**	**5032468**	10
1 sheet = 22 strips, marking field: 92 x 26 mm	transparent/ white	**ES-SSMK-GB 96X30**	**5032455**	10

Transparent stick-on cover

Shock protection

- Extremely thick, but flexible and transparent label made from halogen-free PU
- Stuck over labels or markers that have been marked to protect them
- High level of mechanical and chemical stability
- Suitable for permanent outdoor use

Technical data

General data	
Material	Polyester foil
Components	Halogen-free

Ordering data

Description	Color	Type	Order No.	Pcs. / Pkt.
Shock protection foil, designed for sticking into CARRIER-EMLP ...				
51 labels per sheet	transparent	**EMLPR (26,5X14,5)**	**0800546**	10
42 labels per sheet	transparent	**EMLPR (26,5X17,5)**	**0800360**	10
30 labels per sheet	transparent	**EMLPR (26,5X26,5)**	**0800361**	10
14 labels per sheet	transparent	**EMLPR (30X40)**	**0800359**	10
6 labels per sheet	transparent	**EMLPR (80X42)**	**0800357**	10
4 labels per sheet	transparent	**EMLPR (80X60)**	**0800358**	10
9 labels per sheet	transparent	**EMLPR (100X30)**	**0800362**	10

Device marking for Phoenix Contact

	UC-TM 6	UCT-TM 6	UC-TMF 6	UC-TMF 12	UCT-TMF 6	UCT-TMF 12	UC-EM (17,5X9)	UC-EM (20X9)	UC-EMP (20X9)	US-EMP (20X9)	UCT-EM (17,5X9)	UCT-EM (20X9)	ZB 5, ZB 6, ZB 15
Catalog 7: interface technology and switching devices													
INTERFACE Relay PLC power terminal Order No. 2966508							■			■			
INTERFACE Relay PLC-B..., PLC-O..., PLC-R...	■	■											
DEK-REL… relay terminal block	■	■											
DEK-OE… special relays	■	■											
DEK-TR… inverter module	■	■						■	■		■		
COMPACT-LINE UM 45...				■		■							
PROCESS INTERFACE PI-EX...			■		■								
RIFLINE complete													■



	UC-TM 5 UCT-TM 5	UC1U-TM 5	UC-TM 6 UCT-TM 6	UC-TMF 8 UCT-TMF 8	UC-TMF 10 UCT-TMF 10	UC-TMF 16 UCT-TMF 16	UC-WMT (23X4) US-WMT (23X4)	UC-EM (17,5X9)	UC-EM (20X7)	UC-EMP (20X9) US-EMP (20X9)	UCT-EM (17,5X9)	UCT-EM (20X7)	UCT-EM (20X9)
Catalog 4: sensor/actuator cabling and industrial plug-in connectors													
SACB with M8 slots					■								
SACB with M12 slots						■							
SACB with M5 slots		■											
SACB-SPEEDCON distributor boxes with M12 slots and metal threads								■			■		
SACB-SPEEDCON distributor boxes with M12 slots and plug-in screw connection								■			■		
Distributor boxes with QUICKON slots								■			■		
Sensor/actuator cabling accessories							■						
PSR-SACB sensor box with M12 slots						■							
VS-SCRJ…, VS-IL-2X… data plug-in connectors				■									
ASI CC DIST… AS-Interface distributor				■									
VS-SI... front plate									■			■	
HC-M… modular contact insert										■			■
HEAVYCON HC-B...A... heavy-duty plug-in connectors			■										
HEAVYCON HC-D...A... heavy-duty plug-in connectors	■												

	UC-TM 6	UCT-TM 6	UC-TMF 5	UC-TMF 18	UCT-TMF 5	UCT-TMF 18
Catalog 6: surge protection and power supply units						
FLASHTRAB compact PLUS lightning arrester				■		■
FLASHTRAB PLUS lightning arrester				■		■
FLASHTRAB compact lightning arrester				■		■
VALVETRAB compact surge arrester			■		■	
VALVETRAB MS surge arrester				■		■
MAINS-PLUGTRAB device protection				■		■
PLUGTRAB with function monitoring PT-IQ			■		■	
PLUGTRAB PT… plug-in surge protection cascade			■		■	
Modular terminal blocks with TT... surge protection elements	■	■				

	UC-TM 6	UCT-TM 6	UC-TMF 6	UC-TMF 8	UC-TMF 12	UCT-TMF 6	UCT-TMF 8	UCT-TMF 12	UCT-EM (7X10)	EMT (35X18,7)	EMT (35X28)	EMT (35X46)
Catalog 8: control technology, I/O systems, automation infrastructure												
Inline			■			■						
INTERBUS ST...	■	■										
Fieldline... M8				■			■					
Fieldline... M12					■			■				
Axioline F series										■	■	■
Axioline E series									■			

Device marking for devices from other manufacturers

	UC-EM (17,5X7,5)	UC-EM (17,5X8)	UCT-EM (17X9)	UCT-EM (17,5X7,5)	UCT-EM (17,5X8)	UCT-EM (17X8)	UCT-EM (20X9)
ABB							
Miniature circuit breaker S 221..., S 223..., S 281..., S 284...	■			■			
Residual current device F271..., F172...	■			■			
Switch, button, indicator light E 221…, E 222…, E 223…	■			■			
Switch, button, indicator light E 225…, E 226…, E 227…	■			■			
Power dimmer STD…	■			■			
Power supply unit NTLS…	■			■			
Power consumption meter RS 232…	■			■			
Installation contactors ESB…, EN…	■			■			
Miniature circuit breakers LE1..., LE3..., LP1-3..., LPUC 1/2, LP1NA..., LP3NA...	■			■			
Residual current devices F…, FIP…, FIK…, FI-LP…, FIS…	■			■			
FI signal generator FISG…	■			■			
Load switch IS…	■			■			
Surge arrester SA 4…	■			■			
Logic modules	■			■			
Logic and extension module LM…, DO…, DX…		■			■		
Miniature circuit breaker			■				
Switch contacts A9, A12, A16, A26, A30, A40, A50, A63, A75, A95, A110, A145, A185, A210, A260, A300, AF400, AF460, AF580, AF750						■	
Mini contacts B6, B7						■	
SZ-KZS							■

	UCT-EM (17X10)
Allen Bradley	
100-C09Z*10, 100-F A22, 100-F A40	■
Motor starter 140M x	■

	UCT-EM (10X5)	UCT-EM (12X7)	UC1-TMF 5 UCT1-TMF 5
Beckhoff			
BK 3010, BK 3110		■	
BC 2000, BC 3100, BC 4000		■	■
BC 9000, BC 9050		■	■
Field distributor IE 3112-2-00	■		
IL 2301-B310	■		
SAI distributor (sensor/actuator interface)	■		

	UCT-EM (12X3,3)	UCT-EM (12X6)
Bernecke + Rainer		
X20 system	■	■

	UCT-EM (10X8)
Bosch/Rexroth	
Bosch/distributor	■

Device marking for devices from other manufacturers

	UCT-EM (5X10)	UCT-EM (6X10)	UC-EM (20X9) UCT-EM (20X9)
CONTA-CLIP			
PRSU	■		
CP V4, optocoupler, AOP		■	
PGSV, PSP			■

	UCT-EM (10X5)	UCT-EM (20X8)	UC-EM (20X9) UCT-EM (20X9)
ESCHA			
Distributor block MB	■		
Distributor block FK/FKS		■	■
M12 distributor			■
Distributor block 8MB			■

	UCT-EM (6X10)	UCT-EM (17X9)	UCT-EM (17X10)	UC-EM (20X9) UCT-EM (20X9)
FESTO				
Compact Performance	■			
CPA10/EV1	■			
CP-E16 valve island	■			
CP-E16-KL-CL	■			
Electronics CP-16-M	■			
IBS 6x10	■			
MPV-E/A08-M8, MPV-E/A08-M12, MPV-E/A12-M8	■			
CPV pneumatics	■			
IBS 9/17		■		
IBS 10/17			■	
MT			■	
Valve island IBS 9/20				■
CPV18-V1 valves				■

	UCT-EM (6X10)	UCT-EM (17X9)
Finder		
Variclip (relay retaining bracket)		■
Variclip 020.24		■
Sockets with screw and spring-cage terminal block, 93 series	■	

	UC-EM (20X7) UCT-EM (20X7)	UC-EM (20X9) UCT-EM (20X9)	UC-TM 6 UCT-TM 6	UC-TM 5 UCT-TM 5
HARTING				
Front plate Han - Port	■			
Plug-in connector Han - Snap		■		
Connection distributor Han - E AV			■	
Connection distributor Han - D AV				■

	UC-EM (10X8)	UC-EM (17,5X8)	UC-EM (20X7)	UC-EM (21X8)	UCT-EM (10X8)	UCT-EM (17X8)	UCT-EM (17,5X8)	UCT-EM (18X8)	UCT-EM (20X7)	UCT-EM (20X9)	UCT-EM (21X8)
ifm-electronic											
AC 20 xx classic module/universal M	■				■						
AC 24 80/81 CompactLine	■				■						
AC 5210 AS-i module		■					■				
AV 52xx ClassicLine		■					■				
AC 225 SmartLine				■		■		■			■
ClassicLine distribution module AC52…		■					■				
Active AS-i module AC2480	■				■						
AC 50 xx module bases	■				■						
Active AS-i module AC225...			■	■					■		■
Compact module AC 24 xx										■	

Device marking for devices from other manufacturers

	UC-EM (10X8)	UC-EM (17,5X7,5)	UC-EM (19X9)	UC-EM (20X9)	UCT-EM (10X5)	UCT-EM (10X8)	UCT-EM (17,5X7,5)	UCT-EM (20X9)
Lumberg								
INTERBUS remote bus terminal block		■					■	
PROFIBUS DP...		■					■	
CANopen® device CSL...		■					■	
DeviceNet™ device DSL...		■					■	
AS-Interface module		■					■	
Ethernet switch EEC...		■					■	
Sensor/actuator distributor ASB		■					■	
Valve adapter VAD...			■	■				■
Valve adapter VBD...			■	■				■
I/O module UEM...			■	■				■
PROFIBUS DP PSL 7...			■					
AS-Interface module ASL 501	■					■		
AS-Interface ABAS/UTAS	■					■		
Terminal strip SBS4/LED-3	■					■		
Distributors E2C and SB8	■					■		
AS-Interface IBA, IBI, IBP				■				■
ASB 2-VC-1A, ASB 8				■				■
ASBM 12/LED 3, ASBSM 4/LED 3					■			
PROFIBUS 0970-PSL-651					■			

	UC-EM (17,5X8)	UC-EM (20X9)	UCT-EM (17,5X8)	UCT-EM (20X9)
Moeller				
Function relay DILET 11…, DILET 70…, EMR 4…	■		■	
Basic device and extension module EASY 2..., EASY 5..., EASY 6..., EASY 7..., EASY 200...	■		■	
Relay ZE..., ZEV...	■		■	
Contactor DILER, DILEM		■		■

	UC-EM (17,5X9)	UC-EM (20X9)	UC-EM (21X8)	UCT-EM (5X10)	UCT-EM (10X5)	UCT-EM (17X9)	UCT-EM (17,5X8)	UCT-EM (17,5X9)	UCT-EM (17X8)	UCT-EM (20X8)	UCT-EM (20X9)	UCT-EM (21X8)
MURR ELEKTRONIK												
ASI IO SL DIO 8/4/4				■								
M8 distributors				■								
MSUD valve plug combination				■								
AS-i bus module MVK8				■								
MVPS8 sensor/actuator box				■								
B6 mini contact			■						■			■
Initiator holder							■					
M12 Y cable					■							
Plastic M12 distributor systems	■							■				
MERINO						■						
Merio M12 8-way distributor 27106						■						
MVK12 AS-i bus module						■						
MVM8 Order No. 276658						■						
MVP 12 distributor: 4-way 27114						■						
MVP 12 distributor: 6-way 27115						■						
MVP 12 distributor: 8-way 27116						■						
MVP 12 AS-i module distributor 27773 to 27778						■						
Cube 67										■		
MASI										■		
MICO 4.6										■		
MVP 12 distributor: 4-way 27530, MVP 12 distributor: 8-way 27535										■		
MVK MP DI 08, DI 8 PROFIBUS										■		
AMMS/AMMDS		■									■	
AMZS/AMZSW, Order No. 276397		■									■	
AS/S01/DIL/RC-BUG2		■									■	
Cube 67 BN-P, KM 5, Logic distributor 8-way M12, Order No. 276247		■									■	
M12 distributor, MAW/MDW, MBM bus modules IP20, MBV series		■									■	
MIS system wiring, MKS/MKSxxx, MPOT, MSUD valve connection technology		■									■	
MSVD/MSDO, MSVS, MUFW/MF...W/MIB		■									■	
MVK-I bus module Order No. ME 553300		■									■	
NEF mains interference suppression filter, RMM/RMME, UFL/UG-SB/UGS/SV/LUGS/PKB		■									■	
Valve plug type A, B, BI, C, CI, distributor MVB 8V		■									■	

Device marking for devices from other manufacturers

	UC-EM (20X9)	UCT-EM (10X5)	UCT-EM (10X8)	UCT-EM (20X9)
Pepperl & Fuchs				
G6 compact modules		■		
ASI VAA-2E-64SN (pneumatic module VAA)			■	
AS-i bus module, G6 compact module, IPG-64-B7			■	
VAS 2A-K 12 U, WA-4E-62-ZE	■			■

	UC-EM (18X8)	UC-EM (21X8)	UCT-EM (17X8)	UCT-EM (18X8)	UCT-EM (21X8)
Schneider Electric					
Standard contactors GC 1610, 1611, 1620, 2502, 2510, 2511, 2520	■		■	■	
Preselection contactors GY 1611, 1620, 2511, 2520	■		■	■	
TeSys D series, D control relay, K, K control relay			■		
TeSys model U	■			■	
Standard contactors GC 1622, 1630, 1640, 2504, 2522, 2530, 2540			■		
Standard contactors 4002, 4004, 4011, 4020, 4022, 4030, 4040, 6302, 6304, 6311, 6320, 6322, 6330, 6340, 10020, 10040		■			■
Preselection contactors GY 1640, 2530, 2540, 4020, 4030, 4040, 6320, 6330, 6340		■			■
Motor adjustment combination TeSys LD1...		■			■
Motor adjustment combination HL contactors LD 4...		■			■
Motor output/reversing combination LD5...		■			■

	UC-EM (10X7)	UC-EM (10X8)	UC-EM (20X7)	UC-EM (20X9)	EMT (50/28X13)R...	EMT (50X26)R...	EMT (EX14)R...	EMT (23X109)R...	EMT (31X12,5)R...	EMT (103X17)R...	EMT (103X23)R...	UCT-EM (10X7)	UCT-EM (10X8)	UCT-EM (15X10)	UCT-EM (20X7)	UCT-EM (20X9)
Siemens																
AS-i slaves I/O module K45…/K60…				■												■
ASi-safe module K45.../K60..., mounting plate K45/K60				■												■
AS-i slaves SlimLine S22.5.../S45...			■												■	
AS-i slaves counter module, ground fault detection module			■												■	
AS-i slaves surge protection module		■											■			
AS-i repeater, 4-way distributor, round cable distributor		■											■			
AS-i compact module K20...		■											■			
Contactor, auxiliary contactor, contactor combination, auxiliary switch block			■												■	
Auxiliary switch blocks 3RH 1921...	■		■									■			■	
EMC interference suppr. module			■												■	
Solid-state relay, solid-state contactor, special function module			■												■	
Circuit breaker, el. overload relay, therm. overload relay			■												■	
Soft starter, direct starter			■												■	
Motor management and control devices, timer relays, monitoring relays, safety relays			■												■	
ET 200S					■	■										
ET 200SP									■					■		
S7-300			■							■	■				■	
S7-400							■									
S7-1500								■								
Bus module ET 200X, contact block, Signum button series, 3SB3 button, switching element 3SB14...		■											■			
Motor circuit breaker															■	
End block 8WA1 808				■												■

Device marking for devices from other manufacturers

	UC-EM (18X8)	UC-EM (21X8)	UCT-EM (18X8)	UCT-EM (21X8)
Telemecanique				
Standard contactor GC 1610, 1611, 1620, 2502	■		■	
Standard contactor GC 1622, 1630, 1640, 2504		■		■
Standard contactor GC 2510, 2511, 2520	■		■	
Standard contactor GC 2522, 2530, 2540		■		■
Standard contactor GC 4002, 4004, 4011, 4020, 4022, 4030, 4040		■		■
Standard contactor GC 6302, 6304, 6311, 6320, 6322, 6330, 6340		■		■
Standard contactor GC 10020, 10040		■		■
Preselection contactor GY 1611, 1620	■		■	
Preselection contactor GY 1640		■		■
Preselection contactor GY 2511, 2520	■		■	
Preselection contactor GY 2530, 2540		■		■
Preselection contactor GY 4020, 4030, 4040		■		■
Preselection contactor GY 6320, 6330, 6340		■		■
Motor output combination TeSys LD1…		■		■
Motor output combination HL contactors LD4…		■		■
Motor output combination/reversing combination LD5…		■		■

	UC-EM (20X9)	UCT-EM (10X5)	UCT-EM (20X8)	UCT-EM (20X9)
Turck				
PLC distributor SDPB-0404D-006, SDPL-0404D-1003, SAI distributor		■		
JTBS-46SC			■	
8MB12-xxx, FLDP-IM-8, PDP-M81 / I16T	■			■

	UCT-EM (12X7)	UCT-EM (17X9)
Wago		
Miniature circuit breaker		■
I/O modules	■	

	UC1-TMF 5	UC1-TM 5	UCT1-TMF 5	UCT1-TM 5	UC-EM (19X9)	UC-EM (17,5X9)	UC-EM (20X9)	UCT-EM (17,5X9)	UCT-EM (20X9)
Weidmüller									
M8 distributor systems	■		■						
M5 distributor systems		■		■					
Actuator/sensor interface		■		■					
Actuator/sensor interface line		■		■					
M12 distributor systems					■	■	■	■	■
M12 metal distributor systems						■		■	
SAI distributor							■		■

Marker carriers from Phoenix Contact

	UC-EMP (27X8) US-EMP (27X8) US-EMLP (27X8) EML (26,5X7,5)R SR EMLP (27X8)R SR	UC-EMP (27X12,5) US-EMP (27X12,5) US-EMLP (27X12,5) EML (26,5X12)R SR EMLP (27X12,5)R SR	UC-EMP (27X15) US-EMP (27X15) US-EMLP (27X15) EMP-AL (27x15) EMLP-AL (27x15)	UC-EMP (27X18) US-EMP (27X18) US-EMLP (27X18) EML (26,5X17,5)R ... EMLP (27X18)R SR EMP-AL (27x18) EMLP-Al (27x18)	UC-EMP (27X27) US-EMP (27X27) US-EMLP (27X27) EML (26,5X26,5)R SR EMLP (27X27)R SR
Phoenix Contact					
CARRIER-EMP 22 (27 x 8)	■				
CARRIER-EMP 22 (27 x 12,5)		■			
CARRIER-EMP 22 (27 x 15)			■		
CARRIER-EMP 22 (27 x 18)				■	
CARRIER-EMP 22 (27 x 27)					■
CARRIER-EMLP 22 (27 x 8)	■				
CARRIER-EMLP 22 (27 x 12,5)		■			
CARRIER-EMLP 22 (27 x 15)			■		
CARRIER-EMLP 22 (27 x 18)				■	
CARRIER-EMLP 22 (27 x 27)					■

	UC-EMP (17X15) US-EMP (17X15)	UC-EMP (27X15) US-EMP (27X15) EMP-AL (27x15) EMLP-AL (27x15)	UC-EMP (49X15) US-EMP (49X15) EMP-AL (49x15)	UC-EMP (60X15) US-EMP (60X15) EMP-AL (60x15)	UC-EMP (60X30) US-EMP (60X30) EMP-AL (60x30)	US-EMP (85,6X54) EMP-AL (85,6x54)
Phoenix Contact						
CARRIER-EMP (17 x 15)	■					
CARRIER-EMP (27 x 15)		■				
CARRIER-EMP (49 x 15)			■			
CARRIER-EMP (60 x 15)				■		
CARRIER-EMP (60 x 30)					■	
CARRIER-EMP (85,6 x 54)						■
CARRIER-EMP (1000 x 15)	■	■	■	■		
CARRIER-EMP (1000 x 15) TR	■	■	■	■		
CARRIER/L-EMP (1000 x 15)	■	■	■	■		
CARRIER/L-EMP (1000 x 15) TR	■	■	■	■		

Marker carriers from other manufacturers

	UC-EMP (17X15) US-EMP (17X15)	UC-EMLP (22x22)	UC-EMP (27X8) US-EMP (27X8)	UC-EMP (27X12,5) US-EMP (27X12,5)	UC-EMP (27X15) US-EMP (27X15)	UC-EMP (27X18) US-EMP (27X18)	UC-EMP (27X27) US-EMP (27X27)	UC-EMP (49X15) US-EMP (49X15)	UC-EMP (60X15) US-EMP (60X15)	UC-EMP (60X30) US-EMP (60X30)
ABB										
MA6-1060				■						
BSH-A			■							
BSH-B						■				
CONTA-CLIP										
GSU-H 17 x 15	■									
GSU-H 27 x 15					■					
GSU-H 49 x 15								■		
GSU-H 60 x 15									■	
GSU-H 60 x 30										■
Grafoplast										
SIT 0A06...					■					
SIT 0A07...								■		
SIT 0B05...					■					
SIT 0B07...					■					
SIT 0B08...							■			
SIT 0B09...			■							
Moeller										
M22S-ST-X						■				
Murrplastik										
BT 22,5			■							
BTK 22,5					■					
BT Harmony ZB4			■							
BT 15/27					■					
BT 15/49								■		
Siemens										
3SB3922-0AY				■						
3SB3925-0AV						■				
3SB1906-2AA							■			
3SB1906-2AW							■			
Empty housing 3SB38...		■								
Weidmüller										
SM-H 27/12,5				■						
SM-H 27/18						■				
SM-H 27/27							■			
CC-H 15/17	■									
CC-H 15/27					■					
CC-H 15/49								■		
CC-H 30/60										■

PROPANE
A0HBA19BY611
StgLt AschBd
OXYGEN
COOLING WATER
400 V
400 V

System marking - MARKING system

Clear and extensive marking of systems not only guarantees safety but is also a legal requirement. Safety and information signs provide important information and help to improve operational processes.

Phoenix Contact provides numerous marking labels for system marking. From warning labels to multicolored symbol signs, the extremely diverse product range covers all applications. We offer a range of printing systems for marking.

HF and UHF handheld devices and matching markers with transponder/tag are also available. With the RFMARK RFID system, data can be received, transmitted, and scanned on a contact-free basis and without visual contact.

Product range overview

System marking	**308**
RFMARK RFID system	**310**
PMLP... and PMP... system marking	
Unmarked system marking with transponder, UniCard material	**312**
UC-PMLP... and UC-PMP... system marking	**314**
System marking accessories	**316**
PML-W... warning labels	
Unmarked warning labels, UniSheet material	**320**
Unmarked warning labels, supplied in rolls	**321**
Preprinted warning labels	**322**
PML-P... prohibition signs	
Unmarked prohibition signs, UniSheet material	**326**
Unmarked prohibition signs, supplied in rolls	**327**
Preprinted prohibition signs	**328**
PML-M... mandatory signs	
Unmarked mandatory signs, UniSheet material	**334**
Unmarked mandatory signs, supplied in rolls	**335**
Preprinted mandatory signs	**336**
PML-T... pipeline signs	
Unmarked pipeline signs, supplied in rolls	**342**
PML-GHS... hazardous substances labels	
Unmarked hazardous substances labels, UniSheet material	**348**
Unmarked hazardous substances labels, supplied in rolls	**349**
Preprinted hazardous substances labels	**350**
US-EMLF... combi labels	
Unmarked combi labels, UniSheet material	**354**
PMM... magnetic labels	
Unmarked magnetic labels, supplied in rolls	**355**

System marking

Unambiguous marking of systems helps to avoid operating errors and is therefore a key component of occupational safety. Information and safety signs also provide important information on site, making it easier to maintain systems.

Phoenix Contact provides a wide range of labels which meet the legal requirements for correct system marking. Depending on the type, they can be marked using the THERMOMARK LINE thermal transfer printers. The markers are characterized by a high level of wipe and scratch resistance.

The RFMARK-RFID system provides all the advantages of system marking using radio frequency identification handheld devices. The corresponding markers with transponder/tag can be marked with the BLUEMARK.

Please contact us if you are unable to find a suitable size or color for your application from the options available in our product range. It goes without saying that Phoenix Contact also provides a comprehensive marking service for system marking applications. Test us out!

PML-W warning labels
Warning labels are used to identify danger areas in systems and workshops. The unmarked warning labels allow you to create custom warning instructions.

PML-P prohibition signs
Prohibition signs prohibit potentially dangerous activities. They are therefore a key component of occupational health and safety.

PML-M mandatory signs
Mandatory signs prescribe a certain mode of behavior and are used to prevent accidents in the workplace.

PML-T pipeline signs
Pipeline markers are used to indicate fluids or gases. By removing the arrowhead that is not required, the direction of flow can also be defined.

PML-GHS hazardous substances labels
Hazardous substances labels are used for the additional marking of the pipeline markers if hazardous substances according to the Ordinance on Hazardous Substances (GefStoffV) are transported through the pipelines.

PMM magnetic labels
Magnetic labels provide a flexible solution if you do not wish to apply permanent marking. If required, they can be quickly attached to metallic surfaces and removed just as easily.

RFMARK RFID system

RFMARK high-frequency handheld

RFMARK HF is a powerful handheld device for contact-free reading and writing of HF transponders. The RFMARK HF can identify and locate HF transponders. Data can be received, transmitted, and scanned on a contact-free basis and without visual contact.

RFMARK ultra-high frequency handheld

The RFMARK UHF is a powerful handheld device which is equipped with a crossed dipole antenna. This allows UHF transponders to be written and read regardless of their position. Bulk detection of 150 transponders per second is also possible.

Dimensions	
	[mm]
General data	
Degree of protection	
Temperature range	[°C]
Weight	[kg]
Frequency	[MHz]
Read/write format	[m]
Memory	
Display	

Description
Handheld, high-frequency range Range up to 0.1 m, depending on the environment
Handheld, ultra-high frequency range Range up to 2.0 m, depending on the environment

Advantages and accessories

Advantages of the RFMARK readers:
- Easy operation via touch screen
- Low power consumption and long battery life
- 1D laser scanner and 2D imager

Matching accessories

You can make optimum use of the RFMARK readers and ensure they are as user-friendly as possible with our reader accessories.

Radio-frequency identification, RFID

Used for contact-free identification, data exchange, and localization of transponders/tags without visual contact. With the aid of an RFID handheld device, which acts as a transmitter and receiver, data is transmitted to and received from a transponder/tag by electromagnetic waves (UHF) or a magnetic field (HF).

Charging and data exchange station, with replacement battery, connection for USB 2.0 and Ethernet, charger, For RFMARK HF, with power supply unit and power cable (EU/UK) for RFMARK UHF, with power supply unit and power cable (EU/UK/US/CN)
Replacement battery, For RFMARK HF, Li-ion 7.4 V, 2.6 Ah For RFMARK UHF, Li-ion 3.7 V, 2.26 Ah
Protective bag, with strap, protection against splash water, touch screen operation not possible for RFMARK HF
Belt pouch, touch screen can be operated, for RFMARK HF For RFMARK UHF
Read and write USB stick, Crossed dipole antenna, range: 1 m

Handheld, high-frequency (HF)

Handheld, ultra-high frequency (UHF)

Technical data

Width	Length	Height
90	**250**	**45**

IP54
-20 ... 55
0.55
13.56
max. 0.1
256 MB DDR RAM
3.5" color touch screen

Technical data

Width	Length	Height
60	**147**	**39**

IP54
-20 ... 55
0.235
868
max. 2
256 MB DDR RAM
2.2" color touch screen

Ordering data

Type	Order No.	Pcs. / Pkt.
RFMARK HF	**5148010**	1

Ordering data

Type	Order No.	Pcs. / Pkt.
RFMARK UHF	**5148011**	1

Accessories

RFMARK HF POWER LINK STATION	**5148013**	1
RFMARK HF/ACCU	**5148015**	1
RFMARK HF PROTECTION CASE	**5148017**	1
RFMARK HF/BELTPOUCH	**5148018**	1

Accessories

RFMARK UHF POWER LINK STATION	**5148014**	1
RFMARK UHF/ACCU	**5148016**	1
RFMARK UHF/BELTPOUCH	**5148021**	1
RFMARK UHF FD	**5148012**	1

Stick-on system marking with RFID transponder

Can be marked using:

UV LED technology

Self-adhesive label with integrated RFID transponder

Markers

- The PMLP-RFID ... marking range includes self-adhesive markers for system marking, pre-mounted in a frame, with good adhesive properties
- The markers are integrated in a uniform matrix and can be printed quickly and easily with the BLUEMARK CLED
- The format automatically ensures printing with a high level of positional accuracy
- The wide temperature range means that the labels can be used both indoors and outdoors

Inlays

- The HF transponder inlays comply with ISO 15693 and ISO 18000-3 mode 1
- The UHF transponder inlays comply with EPC Class 1 Gen 2 and ISO 18000-6C

Technical data

General data		
Can be marked using		BLUEMARK CLED
Material		PVC/PC
Inflammability class according to UL 94		-
Temperature range	[°C]	-25 ... 80
Wipe resistance		DIN EN 61010-1 (VDE 0411-1)
Components		Free from silicone and cadmium

Ordering data

Description	Color	Type	Order No.	Pcs. / Pkt.
Self-adhesive plastic label, in a frame, with integrated HF transponder				
1-section, lettering field size: 90 x 38 mm, reading performance: max. 0.1 m, depending on the environment	white	**PMLP-RFID/HF (90X38)**	**0830956**	10
1-section, lettering field size: 110 x 38 mm, reading performance: 0.1 m, depending on the environment	white	**PMLP-RFID/HF (110X38)**	**0831030**	10
UniCard, self-adhesive plastic label, with integrated UHF transponder				
1-section, lettering field size: 90 x 38 mm, reading performance: max. 2.0 m, depending on the environment	white	**PMLP-RFID/UHF (90X38)**	**0830957**	10
1-section, lettering field size: 110 x 38 mm, reading performance: 2.0 m, depending on the environment	white	**PMLP-RFID/UHF (110X38)**	**0831031**	10

System marking for inserting into marker carriers, with RFID transponder

Markers

- The PMP-RFID ... marking range includes markers for system marking, pre-mounted in a frame, specially designed to fit into existing CARRIER-PMP (108/110x38) marker carriers
- The markers are integrated in a uniform matrix and can be printed quickly and easily with the BLUEMARK CLED
- The format automatically ensures printing with a high level of positional accuracy
- The wide temperature range means that the labels can be used both indoors and outdoors
- The CARRIER-PM(L)P ... can be equipped with colored PMST markers according to DIN 2403

Inlays

- The HF transponder inlays comply with ISO 15693 and ISO 18000-3 mode 1
- The UHF transponder inlays comply with EPC Class 1 Gen 2 and ISO 18000-6C

Can be marked using:

UV

UV LED technology

Label with integrated RFID transponder

Technical data

General data		
Can be marked using		BLUEMARK CLED
Material		PVC/PC
Inflammability class according to UL 94		V0
Temperature range	[°C]	-25 ... 80
Wipe resistance		DIN EN 61010-1 (VDE 0411-1)
Components		Free from silicone and cadmium

Ordering data

Description	Color	Type	Order No.	Pcs. / Pkt.
Plastic label, in a frame, with integrated HF transponder				
1-section, lettering field size: 90 x 38 mm, reading performance: max. 0.1 m, depending on the environment	white	**PMP-RFID/HF (90X38)**	**0830954**	10
1-section, lettering field size: 110 x 38 mm, reading performance: 0.1 m, depending on the environment	white	**PMP-RFID/HF (110X38)**	**0831028**	10
UniCard, plastic label with integrated UHF transponder				
1-section, lettering field size: 90 x 38 mm, reading performance: max. 2.0 m, depending on the environment	white	**PMP-RFID/UHF (90X38)**	**0830955**	10
1-section, lettering field size: 90 x 38 mm, reading performance: max. 2.0 m, depending on the environment	orange	**PMP-RFID/UHF (90X38) OG**	**0803048**	10
1-section, lettering field size: 110 x 38 mm, reading performance: 2.0 m, depending on the environment	white	**PMP-RFID/UHF (110X38)**	**0831029**	10

System marking for sticking on or inserting into marker carriers

- The UniCard UC-PMLP ... marking range includes self-adhesive markers for system marking, with good adhesive properties
- The UniCard UC-PMP ... marking range includes markers for system marking, specially designed to fit into existing CARRIER-PM(L)P... marker carriers
- The format automatically ensures printing with a high level of positional accuracy
- The wide temperature range means that the labels can be used both indoors and outdoors
- Marking service: Phoenix Contact can custom-mark all UniCard markers in accordance with your requirements
- The CARRIER-PM(L)P ... can be equipped with colored PMST markers according to DIN 2403

Can be marked using:

UV

UV LED technology

PRINTED FOR YOU

Unmarked or marked according to customer specifications

Technical data

General data		
Can be marked using		BLUEMARK CLED
Material		PA
Inflammability class according to UL 94		V2
Temperature range	[°C]	-40 ... 120
Wipe resistance		DIN EN 61010-1 (VDE 0411-1)
Components		Free from silicone and halogen

Ordering data

Description	Color	Type	Order No.	Pcs. / Pkt.
UniCard, with self-adhesive plastic label, 1-section,				
lettering field size: 90 x 38 mm	white	**UC-PMLP (90X38)**	**0831017**	10
Lettering field size: 110 x 38 mm	white	**UC-PMLP (110X38)**	**0831020**	10
UniCard, plastic label, 1-section				
lettering field size: 90 x 38 mm	white			
lettering field size: 90 x 38 mm				
Lettering field size: 110 x 38 mm	white			



Unmarked or marked according to customer specifications

Technical data

BLUEMARK CLED
PA
V2
-40 ... 120
DIN EN 61010-1 (VDE 0411-1)
Free from silicone and halogen

Ordering data

Type	Order No.	Pcs. / Pkt.
UC-PMP (90X38)	**0831016**	10
UC-PMP (90X38) YE	**0831046**	10
UC-PMP (90X38) VT	**0831047**	10
UC-PMP (90X38) BU	**0831048**	10
UC-PMP (110X38)	**0831019**	10

Marker carrier for UC-PMP... and PMP-RFID... markers

For mounting with screws, screw clamps, or cable binders

- CARRIER PMP (108x38) is a flexible marker carrier for the UC-PMP… and PMP-RFID… labels with a width of 90 mm
- The PMST markers for media marking according to DIN 2403 are designed specifically for the CARRIER-PMP (108x38)
- The RVT-PA 3,5 BK fixing rivet is suitable for fixing the PMST markers in the different CARRIER-PM(L)P …
- The CARRIER-PMP can be attached to pipes using the SCRT … hose clamp or the WT … cable binder

Notes:

[1]) RVT-PA...BK rivet for fixing PMST ... marker strips to the CARRIER-PMP ...

Technical data

General data		
Material		PA
Inflammability class according to UL 94		V2
Temperature range	[°C]	-40 ... 105
Wipe resistance		-
Components		Free from silicone and halogen

Ordering data

Description	Color	Type	Order No.	Pcs. / Pkt.
Marker carrier, for UC-PMP... and PMP-RFID... labels that can be inserted Carrier size: 108 x 38 mm	black	**CARRIER-PMP (108X38)**	**0830958**	10
Marking label for conveyed fluids, for equipping CARRIER-PMP ... according to DIN 2403	white yellow orange red violet green gray brown blue black			
Plastic body-bound rivet, 3.5 mm diameter[1])				
Mounting strip, can be screwed, for CARRIER-PMP ...				

For attachment to the CARRIER-PMP (108x38) using rivets

Rivet for attaching the PMST markers

Screw clamp for attachment to pipes

Technical data

PVC
V0
-30 ... 80
DIN EN 61010-1 (VDE 0411-1)
Silicone-free

Ordering data

Type	Order No.	Pcs. / Pkt.
PMST (9X38)	**0830960**	100
PMST (9X38) YE	**0830964**	100
PMST (9X38) OG	**0830966**	100
PMST (9X38) RD	**0830962**	100
PMST (9X38) VT	**0830967**	100
PMST (9X38) GN	**0830961**	100
PMST (9X38) GY	**0830963**	100
PMST (9X38) BN	**0830968**	100
PMST (9X38) BU	**0830969**	100
PMST (9X38) BK	**0830965**	100

Technical data

PVC
-
-30 ... 80
-
-

Ordering data

Type	Order No.	Pcs. / Pkt.
RVT-PA 3,5 BK	**0830959**	100

Technical data

Chromium steel 1.4016
-
-
-
-

Ordering data

Type	Order No.	Pcs. / Pkt.
SCRT 9X16-27	**0830970**	50
SCRT 9X25-40	**0830971**	50
SCRT 9X40-60	**0830972**	25
SCRT 9X60-80	**0830973**	25
SCRT 9X80-100	**0830974**	25
SCRT 9X100-120	**0830975**	25
SCRT 9X140-160	**0830976**	25
SCRT 9X160-180	**0830977**	25
SCRT 9X180-200	**0830978**	25

Marker carrier for UC-PMP... and PMP-RFID... markers

For mounting with screws, screw clamps or cable binders

- The CARRIER-PMP (110x38) is designed for mounting the UC-PMP … and PMP-RFID … labels. The carrier features snap-in pins which prevent the labels and the PM(S)T markers from falling out
- The self-adhesive CARRIER/L-PMP-ENCLOSED (110x38) consists of a closed housing and has an adhesive strip on the rear side for direct fixing onto smooth and clean surfaces. For difficult surfaces, it is also possible to fix the carrier with two M5 countersunk screws. The carrier is equipped with detents that prevent the labels and the PM(S)T marker from falling out
- The CARRIER-PMP-ENCLOSED (110x38) consists of a closed housing and is designed for the UC-PMP … and PMP-RFID … labels. Mounting takes place by screwing two M5 countersunk screws. The carrier is equipped with detents that prevent the labels and the PM(S)T marker from falling out
- The PMT and PMST (10 x 38) markers for media marking according to DIN 2403 are designed specifically for the CARRIER-PM(L)P… (110x38). These can be inserted quickly and easily into the carriers. The PMST (10x38) label has a hole for additional fixing in the three different carriers … (110x38) using the RVT-PA 3,5 BK fixing rivet

Technical data

General data		
Material		PA
Inflammability class according to UL 94		V2
Temperature range	[°C]	-40 ... 105
Wipe resistance		-
Components		Free from silicone and halogen

Ordering data

Description	Color	Type	Order No.	Pcs. / Pkt.
Marker carrier, for UC-PMP… and PMP-RFID labels that can be inserted, carrier size 110 x 38 mm	black	**CARRIER-PMP (110X38)**	**0831056**	10
Closed, self-adhesive marker carrier, for UC-PMP… and PMP-RFID labels that can be inserted, carrier size 110 x 38 mm	black			
Closed marker carrier, for UC-PMP… and PMP-RFID labels that can be inserted, carrier size 140 x 68 mm	black			
Marking label for conveyed fluids, for equipping CARRIER-PMP (110x38), CARRIER/L-PMP (110x38), and CARRIER-PMP-ENCLOSED (110x38) according to DIN 2403	white yellow orange red violet green gray brown blue black			
Marking label for conveyed fluids, with centered hole, for additional attachment with a plastic expanding rivet, for equipping CARRIER-PMP (110x38), CARRIER/L-PMP (110x38), and CARRIER-PMP-ENCLOSED (110x38) according to DIN 2403	white yellow orange red violet green gray brown blue black			

For sticking or screwing on

For mounting with screws

Media markers for inserting into carriers

Technical data

PA
V2
-40 ... 105
-
Free from silicone and halogen

Ordering data

Type	Order No.	Pcs. / Pkt.
CARRIER/L-PMP-ENCLOSED (110X38)	0831062	10

Technical data

PA
V2
-40 ... 105
-
Free from silicone and halogen

Ordering data

Type	Order No.	Pcs. / Pkt.
CARRIER-PMP-ENCLOSED (110X38)	0831068	10

Technical data

PVC
-
-30 ... 80
DIN EN 61010-1 (VDE 0411-1)
Free from silicone and cadmium

Ordering data

Type	Order No.	Pcs. / Pkt.
PMT (10X38)	0831086	100
PMT (10X38) YE	0831087	100
PMT (10X38) OG	0831088	100
PMT (10X38) RD	0831089	100
PMT (10X38) VT	0831090	100
PMT (10X38) GN	0831091	100
PMT (10X38) GY	0831092	100
PMT (10X38) BN	0831093	100
PMT (10X38) BU	0831094	100
PMT (10X38) BK	0831095	100
PMST (10X38)	0831076	100
PMST (10X38) YE	0831077	100
PMST (10X38) OG	0831078	100
PMST (10X38) RD	0831079	100
PMST (10X38) VT	0831080	100
PMST (10X38) GN	0831081	100
PMST (10X38) GY	0831082	100
PMST (10X38) BN	0831083	100
PMST (10X38) BU	0831084	100
PMST (10X38) BK	0831085	100

UniSheet - stick-on warning labels, unmarked

The unmarked US-PML warning labels allow you to create custom warning instructions. A variety of symbols are available in the CLIP PROJECT software. The warning labels offer the following features:

- Highly flexible, plasticized PVC labels which are ideal for uneven surfaces
- Suitable for indoor and outdoor use
- The warning labels conform to the ISO 7010 international standard
- The format automatically ensures printing with a high degree of positioning accuracy
- Marking service: Phoenix Contact can custom-mark all US-PML ... warning labels according to your requirements

Can be marked using:

Thermal transfer for sheets and cards

Unmarked or marked according to customer specifications

Technical data

General data		
Can be marked using		THERMOMARK CARD
Material		PVC
Temperature range	[°C]	-40 ... 90
Wipe resistance		DIN EN 61010-1 (VDE 0411-1)
Components		Silicone-free

Ordering data

Description	Color	Type	Order No.	Pcs. / Pkt.
UniSheet, with self-adhesive warning labels, triangular				
24-section, side length: 25 mm	yellow	**US-PML-W100 (25X25)**	**1014125**	10
6-section, side length: 50 mm	yellow	**US-PML-W100 (50X50)**	**1014126**	10
1-section, side length: 100 mm	yellow	**US-PML-W100 (100X100)**	**1014127**	10
UniSheet, with self-adhesive warning labels, triangular with additional rectangular lettering field				
16-section, side length: 25 mm	yellow	**US-PML-W200 (25X25)**	**1014131**	10
4-section, side length: 50 mm	yellow	**US-PML-W200 (50X50)**	**1014132**	10
1-section, side length: 100 mm	yellow	**US-PML-W200 (100X100)**	**1014133**	10

Accessories

Magazine, for THERMOMARK CARD..., for accommodating all US–materials		**THERMOMARK CARD-US-MAG1**	**5146451**	1
Ink ribbon, length: 300 m, width: 110 mm		**THERMOMARK-RIBBON 110-TC**	**0801371**	1

Stick-on warning labels, unmarked

The unmarked PML warning labels allow you to create custom warning instructions. A variety of symbols are available in the CLIP PROJECT software. The warning labels offer the following features:

- Highly flexible, plasticized PVC labels which are ideal for uneven surfaces
- Suitable for indoor and outdoor use
- The special packaging protects rolls that have already been started from the dirt found in industrial environments
- The warning labels conform to the ISO 7010 international standard
- Marking service: Phoenix Contact can custom-mark all PML ... warning labels according to your requirements

Can be marked using:

Thermal transfer for rolls

Unmarked or marked according to customer specifications

Technical data

General data		
Can be marked using		THERMOMARK ROLL • THERMOMARK X1.1 • THERMOMARK X1.2
Material		PVC
Temperature range	[°C]	-40 ... 90
Wipe resistance		DIN EN 61010-1 (VDE 0411-1)
Components		Silicone-free

Ordering data

Description	Color	Type	Order No.	Pcs. / Pkt.
Warning label, triangular				
500 labels per roll, side length: 25 mm	yellow	**PML-W100 (25X25)R**	**0830429**	1
500 labels per roll, side length: 50 mm	yellow	**PML-W100 (50X50)R**	**0830430**	1
250 labels per roll, side length: 100 mm	yellow	**PML-W100 (100X100)R**	**0830431**	1
Warning label, triangular, additional rectangular lettering field				
500 labels per roll, side length: 25 mm	yellow	**PML-W200 (25X25)R**	**0830451**	1
500 labels per roll, side length: 50 mm	yellow	**PML-W200 (50X50)R**	**0830452**	1
250 labels per roll, side length: 100 mm	yellow	**PML-W200 (100X100)R**	**0830453**	1
Warning label, rectangular				
500 labels per roll, width: 52 mm, height: 26 mm	yellow	**PML-W300 (52X26)R**	**0830458**	1
500 labels per roll, width: 74 mm, height: 37 mm	yellow	**PML-W300 (74X37)R**	**0830459**	1
250 labels per roll, width: 105 mm, height: 52 mm	yellow	**PML-W300 (105X52)R**	**0830460**	1

Accessories

Ink ribbon, length: 300 m, width: 110 mm			
		THERMOMARK-RIBBON 110	**5145384**	1

Stick-on warning labels, triangular with lightning flash

The PML warning labels are available with various warning instructions. The warning labels offer the following features:
– Printed cards
– Suitable for indoor and outdoor use
– The warning labels conform to the ISO 7010 international standard

Technical data

General data		
Material		PVC
Temperature range	[°C]	-40 ... 90
Wipe resistance		DIN EN 61010-1 (VDE 0411-1)
Components		Silicone-free

Ordering data

Description	Color	Type	Order No.	Pcs. / Pkt.
Warning label, triangular, with lightning flash 25 labels per sheet, side length: 25 mm	yellow	**PML-W101 (25X25)**	**0830433**	5
9 labels per sheet, side length: 50 mm	yellow	**PML-W101 (50X50)**	**0830434**	5
9 labels per sheet, side length: 100 mm	yellow	**PML-W101 (100X100)**	**0830435**	5
1 label per sheet, side length: 200 mm	yellow	**PML-W101 (200X200)**	**0830436**	5

Stick-on warning labels, triangular with lightning flash and details of voltage

- Printed cards
- Suitable for indoor and outdoor use
- The warning labels conform to the ISO 7010 international standard

		Technical data			Technical data		
General data							
Material		PVC			PVC		
Temperature range	[°C]	-40 ... 90			-40 ... 90		
Wipe resistance		DIN EN 61010-1 (VDE 0411-1)			DIN EN 61010-1 (VDE 0411-1)		
Components		Silicone-free			Silicone-free		
		Ordering data			**Ordering data**		
Description	Color	**Type**	**Order No.**	Pcs. / Pkt.	**Type**	**Order No.**	Pcs. / Pkt.
Warning label, triangular with lightning flash, additional rectangular lettering field, printed text in German/English: "Spannung Voltage"							
16 labels per sheet, side length: 25 mm	yellow	**PML-W201 (25X25)**	**0830454**	5			
4 labels per sheet, side length: 50 mm	yellow	**PML-W201 (50X50)**	**0830455**	5			
4 labels per sheet, side length: 100 mm	yellow	**PML-W201 (100X100)**	**0830456**	5			
1 label per sheet, side length: 200 mm	yellow	**PML-W201 (200X200)**	**0830457**	5			
Warning label, triangular, with lightning flash, additional rectangular lettering field, printed text: 230 V							
16 labels per sheet, side length: 25 mm	yellow				**PML-W202 (25X25)**	**0830437**	5
4 labels per sheet, side length: 50 mm	yellow				**PML-W202 (50X50)**	**0830438**	5
4 labels per sheet, side length: 100 mm	yellow				**PML-W202 (100X100)**	**0830439**	5
1 label per sheet, side length: 200 mm	yellow				**PML-W202 (200X200)**	**0830440**	5
Warning label, triangular, additional rectangular lettering field, printed items: lightning flash and 400 V							
16 labels per sheet, side length: 25 mm	yellow				**PML-W203 (25X25)**	**0830441**	5
4 labels per sheet, side length: 50 mm	yellow				**PML-W203 (50X50)**	**0830442**	5
4 labels per sheet, side length: 100 mm	yellow				**PML-W203 (100X100)**	**0830443**	5
1 label per sheet, side length: 200 mm	yellow				**PML-W203 (200X200)**	**0830444**	5
Warning label, triangular, additional rectangular lettering field, printed items: lightning flash and 120 V							
4 labels per sheet, side length: 50 mm	yellow				**PML-W204 (50X50)**	**0830445**	5
4 labels per sheet, side length: 100 mm	yellow				**PML-W204 (100X100)**	**0830446**	5
1 label per sheet, side length: 200 mm	yellow				**PML-W204 (200X200)**	**0830447**	5
Warning label, triangular, additional rectangular lettering field, printed items: lightning flash and 240 V							
4 labels per sheet, side length: 50 mm	yellow				**PML-W205 (50X50)**	**0830448**	5
4 labels per sheet, side length: 100 mm	yellow				**PML-W205 (100X100)**	**0830449**	5
1 label per sheet, side length: 200 mm	yellow				**PML-W205 (200X200)**	**0830450**	5

Stick-on warning labels, with lightning flash and warning instruction

– Printed cards
– Suitable for indoor and outdoor use

Technical data

General data	
Material	PVC
Temperature range [°C]	-40 ... 90
Wipe resistance	DIN EN 61010-1 (VDE 0411-1)
Components	Silicone-free

Ordering data

Description	Color	Type	Order No.	Pcs. / Pkt.
Warning label, rectangular, with lightning flash, printed text in German/English: "Danger! High voltage when main switch is off"				
4 labels per sheet, W x H: 52 x 26 mm	yellow	**PML-W301 (52X26)**	**0830461**	5
3 labels per sheet, W x H: 74 x 37 mm	yellow	**PML-W301 (74X37)**	**0830462**	5
4 labels per sheet, W x H: 105 x 52 mm	yellow	**PML-W301 (105X52)**	**0830463**	5
2 labels per sheet, W x H: 200 x 100 mm	yellow	**PML-W301 (200X100)**	**0830464**	5
Warning label, rectangular, printed text in German: "Achtung! Vor Öffnen des Gehäuses Netzstecker ziehen!"				
4 labels per sheet, W x H: 52 x 26 mm	yellow			
3 labels per sheet, W x H: 74 x 37 mm	yellow			
4 labels per sheet, W x H: 105 x 52 mm	yellow			
2 labels per sheet, W x H: 200 x 100 mm	yellow			
Warning label, rectangular, with lightning flash, printed text in English: "Caution! Before opening housing, pull main plug!"				
4 labels per sheet, W x H: 52 x 26 mm	yellow			
3 labels per sheet, W x H: 74 x 37 mm	yellow			
4 labels per sheet, W x H: 105 x 52 mm	yellow			
2 labels per sheet, W x H: 200 x 100 mm	yellow			
Warning label, rectangular, printed text in German: "Achtung! Vor Öffnen des Gehäuses Hauptschalter ausschalten!"				
4 labels per sheet, W x H: 52 x 26 mm	yellow			
3 labels per sheet, W x H: 74 x 37 mm	yellow			
4 labels per sheet, W x H: 105 x 52 mm	yellow			
2 labels per sheet, W x H: 200 x 100 mm	yellow			
Warning label, rectangular, with lightning flash, printed text in English: "Caution! Before opening housing, turn off main power switch!"				
4 labels per sheet, W x H: 52 x 26 mm	yellow			
3 labels per sheet, W x H: 74 x 37 mm	yellow			
4 labels per sheet, W x H: 105 x 52 mm	yellow			
2 labels per sheet, W x H: 200 x 100 mm	yellow			

Technical data

PVC
-40 ... 90
DIN EN 61010-1 (VDE 0411-1)
Silicone-free

Ordering data

Type	Order No.	Pcs. / Pkt.
PML-W302 (52X26)	**0830465**	5
PML-W302 (74X37)	**0830466**	5
PML-W302 (105X52)	**0830467**	5
PML-W302 (200X100)	**0830468**	5
PML-W303 (52X26)	**0830469**	5
PML-W303 (74X37)	**0830470**	5
PML-W303 (105X52)	**0830471**	5
PML-W303 (200X100)	**0830472**	5
PML-W304 (52X26)	**0830473**	5
PML-W304 (74X37)	**0830474**	5
PML-W304 (105X52)	**0830475**	5
PML-W304 (200X100)	**0830476**	5
PML-W305 (52X26)	**0830477**	5
PML-W305 (74X37)	**0830478**	5
PML-W305 (105X52)	**0830479**	5
PML-W305 (200X100)	**0830480**	5

UniSheet - stick-on prohibition signs, color preprinted without symbols

– The color preprinted US PML-P prohibition signs on US cards allow you to create custom prohibition notices
– A variety of symbols are available in the CLIP PROJECT software

Notes:

For accessories, visit phoenixcontact.net/products

Unmarked

Technical data

General data		
Can be marked using		THERMOMARK CARD
Material		PVC
Temperature range	[°C]	-40 ... 90
Wipe resistance		DIN EN 61010-1 (VDE 0411-1)
Components		Silicone-free

Ordering data

Description	Color	Type	Order No.	Pcs. / Pkt.
Prohibition sign, color preprinted, without symbols				
4-section, diameter: 50 mm	red/white	**US-PML-P100 (D50)**	**1014217**	10
1-section, diameter: 100 mm	red/white	**US-PML-P100 (D100)**	**1014218**	10

Accessories

Magazine, for THERMOMARK CARD..., for accommodating all US–materials	**THERMOMARK CARD-US-MAG1**	**5146451**	1
Ink ribbon, length: 300 m, width: 110 mm	**THERMOMARK-RIBBON 110-TC**	**0801371**	1

Stick-on prohibition signs, color preprinted, without symbols

Unmarked

The color preprinted PML-P prohibition signs on a roll allow you to create custom prohibition notices. A variety of symbols are available in the CLIP PROJECT software. The prohibition signs offer the following features:

- Highly flexible, plasticized PVC labels which are ideal for uneven surfaces
- Suitable for indoor and outdoor use
- The prohibition signs conform to the ISO 7010 international standard
- The format automatically ensures printing with a high level of positional accuracy
- The special packaging protects rolls that have already been started from the dirt found in industrial environments
- Marking service: Phoenix Contact can custom-mark all PML ... markers according to your requirements

Technical data

General data		
Can be marked using		THERMOMARK ROLL • THERMOMARK X1.1 • THERMOMARK X1.2
Material		PVC
Temperature range	[°C]	-40 ... 90
Wipe resistance		DIN EN 61010-1 (VDE 0411-1)
Components		Silicone-free

Ordering data

Description	Color	Type	Order No.	Pcs. / Pkt.
Prohibition sign, color preprinted, without symbols				
500 labels per roll, diameter: 50 mm	red/white	**PML-P100 (D50)R**	**1014225**	1
250 labels per roll, diameter: 100 mm	red/white	**PML-P100 (D100)R**	**1014226**	1

Accessories

Ink ribbon, length: 300 m, width: 110 mm	**THERMOMARK-RIBBON 110**	**5145384**	1

Stick-on prohibition signs, preprinted with symbols

Symbol - No smoking

The PML-P... prohibition signs are available with various symbols. The prohibition signs offer the following features:

– Highly flexible, plasticized PVC labels which are ideal for uneven surfaces
– Suitable for indoor and outdoor use
– The mandatory signs conform to the ISO 7010 international standard

Technical data

General data		
Material		PVC
Temperature range	[°C]	-40 ... 90
Wipe resistance		DIN EN 61010-1 (VDE 0411-1)
Components		Silicone-free

Ordering data

Description	Color	Type	Order No.	Pcs. / Pkt.
Prohibition sign, preprinted with “No smoking” symbol				
3-section, diameter: 50 mm	red/white	**PML-P101 (D50)**	**1014184**	5
3-section, diameter: 100 mm	red/white	**PML-P101 (D100)**	**1014185**	5
1-section, diameter: 200 mm	red/white	**PML-P101 (D200)**	**1014186**	5
Prohibition sign, preprinted with “Do not connect” symbol				
3-section, diameter: 50 mm	red/white			
3-section, diameter: 100 mm	red/white			
1-section, diameter: 200 mm	red/white			
Prohibition sign, preprinted with “Forbidden for persons with pacemakers” symbol				
3-section, diameter: 50 mm	red/white			
3-section, diameter: 100 mm	red/white			
1-section, diameter: 200 mm	red/white			
Prohibition sign, preprinted with “Do not touch” symbol				
3-section, diameter: 50 mm	red/white			
3-section, diameter: 100 mm	red/white			
1-section, diameter: 200 mm	red/white			

Symbol - Do not connect

Symbol - Forbidden for persons with pacemakers

Symbol - Do not touch

Technical data

PVC
-40 ... 90
DIN EN 61010-1 (VDE 0411-1)
Silicone-free

Ordering data

Type	Order No.	Pcs. / Pkt.
PML-P102 (D50)	1014187	5
PML-P102 (D100)	1014188	5
PML-P102 (D200)	1014189	5

Technical data

PVC
-40 ... 90
DIN EN 61010-1 (VDE 0411-1)
Silicone-free

Ordering data

Type	Order No.	Pcs. / Pkt.
PML-P103 (D50)	1014190	5
PML-P103 (D100)	1014191	5
PML-P103 (D200)	1014192	5

Technical data

PVC
-40 ... 90
DIN EN 61010-1 (VDE 0411-1)
Silicone-free

Ordering data

Type	Order No.	Pcs. / Pkt.
PML-P104 (D50)	1014193	5
PML-P104 (D100)	1014194	5
PML-P104 (D200)	1014195	5

System marking

Stick-on prohibition signs, preprinted with symbols

- Printed cards
- Highly flexible, plasticized PVC labels which are ideal for uneven surfaces
- Suitable for indoor and outdoor use
- The mandatory signs conform to the ISO 7010 international standard

Symbol - Do not walk here

Symbol - No fire, naked lights or smoking

		Technical data	Technical data
General data			
Material		PVC	PVC
Temperature range	[°C]	-40 ... 90	-40 ... 90
Wipe resistance		DIN EN 61010-1 (VDE 0411-1)	DIN EN 61010-1 (VDE 0411-1)
Components		Silicone-free	Silicone-free

		Ordering data			Ordering data		
Description	Color	Type	Order No.	Pcs. / Pkt.	Type	Order No.	Pcs. / Pkt.
Prohibition sign, preprinted with “Do not walk here” symbol							
3-section, diameter: 50 mm	red/white	**PML-P105 (D50)**	**1014196**	5			
3-section, diameter: 100 mm	red/white	**PML-P105 (D100)**	**1014197**	5			
1-section, diameter: 200 mm	red/white	**PML-P105 (D200)**	**1014198**	5			
Prohibition sign, preprinted with “No fire, naked lights or smoking” symbol							
3-section, diameter: 50 mm	red/white				**PML-P106 (D50)**	**1014199**	5
3-section, diameter: 100 mm	red/white				**PML-P106 (D100)**	**1014200**	5
1-section, diameter: 200 mm	red/white				**PML-P106 (D200)**	**1014201**	5
Prohibition sign, preprinted with “Do not reach in” symbol							
3-section, diameter: 50 mm	red/white						
3-section, diameter: 100 mm	red/white						
1-section, diameter: 200 mm	red/white						
Prohibition sign, preprinted with “Do not extinguish with water” symbol							
3-section, diameter: 50 mm	red/white						
3-section, diameter: 100 mm	red/white						
1-section, diameter: 200 mm	red/white						
Prohibition sign, preprinted with “No mobile phones” symbol							
3-section, diameter: 50 mm	red/white						
3-section, diameter: 100 mm	red/white						
1-section, diameter: 200 mm	red/white						

Symbol - Do not reach in

Symbol - Do not extinguish with water

Symbol - No mobile phones

Technical data

PVC
-40 ... 90
DIN EN 61010-1 (VDE 0411-1)
Silicone-free

Ordering data

Type	Order No.	Pcs. / Pkt.
PML-P107 (D50)	**1014202**	5
PML-P107 (D100)	**1014203**	5
PML-P107 (D200)	**1014204**	5

Technical data

PVC
-40 ... 90
DIN EN 61010-1 (VDE 0411-1)
Silicone-free

Ordering data

Type	Order No.	Pcs. / Pkt.
PML-P108 (D50)	**1014205**	5
PML-P108 (D100)	**1014206**	5
PML-P108 (D200)	**1014207**	5

Technical data

PVC
-40 ... 90
DIN EN 61010-1 (VDE 0411-1)
Silicone-free

Ordering data

Type	Order No.	Pcs. / Pkt.
PML-P109 (D50)	**1014208**	5
PML-P109 (D100)	**1014209**	5
PML-P109 (D200)	**1014210**	5

Stick-on prohibition signs, preprinted with symbols

- Printed cards
- Highly flexible, plasticized PVC labels which are ideal for uneven surfaces
- Suitable for indoor and outdoor use
- The mandatory signs conform to the ISO 7010 international standard

Symbol - No food

Technical data

General data		
Material		PVC
Temperature range	[°C]	-40 ... 90
Wipe resistance		DIN EN 61010-1 (VDE 0411-1)
Components		Silicone-free

Ordering data

Description	Color	Type	Order No.	Pcs. / Pkt.
Prohibition sign, preprinted with “No food” symbol				
3-section, diameter: 50 mm	red/white	**PML-P110 (D50)**	**1014211**	5
3-section, diameter: 100 mm	red/white	**PML-P110 (D100)**	**1014212**	5
1-section, diameter: 200 mm	red/white	**PML-P110 (D200)**	**1014213**	5
Prohibition sign, preprinted with “No access for unauthorized persons” symbol				
3-section, diameter: 50 mm	red/white			
3-section, diameter: 100 mm	red/white			
1-section, diameter: 200 mm	red/white			

Symbol - No access for unauthorized persons

Technical data

PVC
-40 ... 90
DIN EN 61010-1 (VDE 0411-1)
Silicone-free

Ordering data

Type	Order No.	Pcs. / Pkt.
PML-P111 (D50)	**1014214**	5
PML-P111 (D100)	**1014215**	5
PML-P111 (D200)	**1014216**	5

UniSheet - stick-on mandatory signs, color preprinted, without symbols

The unmarked US-PML-M mandatory signs on US cards allow you to create custom information signs. A variety of symbols are available in the CLIP PROJECT software. The mandatory signs offer the following features:

- Highly flexible, plasticized PVC labels which are ideal for uneven surfaces
- Suitable for indoor and outdoor use
- The mandatory signs conform to the ISO 7010 international standard
- The markers, which are supplied in uniform sheets, can be printed onto quickly, easily, and cost-effectively using the THERMOMARK CARD
- The format automatically ensures printing with a high level of positional accuracy
- The perforated markers are easy to separate
- Marking service: Phoenix Contact can custom-mark all US-PML ... markers according to your requirements

Can be marked using:

Thermal transfer for sheets and cards

Unmarked

Technical data

General data		
Can be marked using		THERMOMARK CARD
Material		PVC
Temperature range	[°C]	-40 ... 90
Wipe resistance		DIN EN 61010-1 (VDE 0411-1)
Components		Silicone-free

Ordering data

Description	Color	Type	Order No.	Pcs. / Pkt.
Mandatory sign, color preprinted, without symbols				
4-section, diameter: 50 mm	blue	**US-PML-M100 (D50)**	**1014176**	10
1-section, diameter: 100 mm	blue	**US-PML-M100 (D100)**	**1014177**	10

Accessories

Magazine, for THERMOMARK CARD..., for accommodating all US–materials		**THERMOMARK CARD-US-MAG1**	**5146451**	1
Ink ribbon, specially for US-PML..., US-EMLF...,				
Length: 240 m, width: 110 mm	white	**TM-RIBBON 110-TC/TR WH**	**1014402**	1

Stick-on mandatory signs, color preprinted, without symbols

The color preprinted PML-M mandatory signs on a roll allow you to create custom mandatory notices. A variety of symbols are available in the CLIP PROJECT software. The mandatory signs offer the following features:

- Highly flexible, plasticized PVC labels which are ideal for uneven surfaces
- Suitable for indoor and outdoor use
- The mandatory signs conform to the ISO 7010 international standard
- The format automatically ensures printing with a high level of positional accuracy
- The special packaging protects rolls that have already been started from the dirt found in industrial environments
- Marking service: Phoenix Contact can custom-mark all markers according to your requirements

Can be marked using:

Thermal transfer for rolls

Unmarked

Technical data

General data		
Can be marked using		THERMOMARK ROLL • THERMOMARK X1.1 • THERMOMARK X1.2
Material		PVC
Temperature range	[°C]	-40 ... 90
Wipe resistance		DIN EN 61010-1 (VDE 0411-1)
Components		Silicone-free

Ordering data

Description	Color	Type	Order No.	Pcs. / Pkt.
Mandatory sign, color preprinted, without symbols				
500 labels per roll, diameter: 50 mm	blue	**PML-M100 (D50)R**	**1014180**	1
250 labels per roll, diameter: 100 mm	blue	**PML-M100 (D100)R**	**1014181**	1

Accessories

Ink ribbon, specially for US-PML..., US-EMLF...,				
Length: 240 m, width: 110 mm	white	**TM-RIBBON 110-TC/TR WH**	**1014402**	1

Stick-on mandatory signs, preprinted, with symbols

The PML-M mandatory signs are available with various symbols. The mandatory signs offer the following features:

– Highly flexible, plasticized PVC labels which are ideal for uneven surfaces
– Suitable for indoor and outdoor use
– The mandatory signs conform to the ISO 7010 international standard

Symbol - General mandatory action symbol

Technical data

General data		
Material		PVC
Temperature range	[°C]	-40 ... 90
Wipe resistance		DIN EN 61010-1 (VDE 0411-1)
Components		Silicone-free

Ordering data

Description	Color	Type	Order No.	Pcs. / Pkt.
Mandatory sign, preprinted with “General mandatory action” symbol				
3-section, diameter: 50 mm	blue	**PML-M101 (D50)**	**1014137**	5
3-section, diameter: 100 mm	blue	**PML-M101 (D100)**	**1014138**	5
1-section, diameter: 200 mm	blue	**PML-M101 (D200)**	**1014139**	5
Mandatory sign, preprinted with “Wear safety goggles” symbol				
3-section, diameter: 50 mm	blue			
3-section, diameter: 100 mm	blue			
1-section, diameter: 200 mm	blue			
Mandatory sign, preprinted with “Observe instructions for use” symbol				
3-section, diameter: 50 mm	blue			
3-section, diameter: 100 mm	blue			
1-section, diameter: 200 mm	blue			
Mandatory sign, preprinted with “Wear ear protectors” symbol				
3-section, diameter: 50 mm	blue			
3-section, diameter: 100 mm	blue			
1-section, diameter: 200 mm	blue			

Symbol - Wear safety goggles

Symbol - Observe instructions for use

Symbol - Wear ear protectors

Technical data

PVC
-40 ... 90
DIN EN 61010-1 (VDE 0411-1)
Silicone-free

Ordering data

Type	Order No.	Pcs. / Pkt.
PML-M102 (D50)	**1014140**	5
PML-M102 (D100)	**1014141**	5
PML-M102 (D200)	**1014142**	5

Technical data

PVC
-40 ... 90
DIN EN 61010-1 (VDE 0411-1)
Silicone-free

Ordering data

Type	Order No.	Pcs. / Pkt.
PML-M103 (D50)	**1014143**	5
PML-M103 (D100)	**1014144**	5
PML-M103 (D200)	**1014145**	5

Technical data

PVC
-40 ... 90
DIN EN 61010-1 (VDE 0411-1)
Silicone-free

Ordering data

Type	Order No.	Pcs. / Pkt.
PML-M104 (D50)	**1014146**	5
PML-M104 (D100)	**1014147**	5
PML-M104 (D200)	**1014148**	5

System marking

Stick-on mandatory signs, preprinted, with symbols

Printed cards
- Highly flexible, plasticized PVC labels which are ideal for uneven surfaces
- Suitable for indoor and outdoor use
- The mandatory signs conform to the ISO 7010 international standard

Symbol - Wear face shield

Symbol - Wear safety helmet

		Technical data	Technical data
General data			
Material		PVC	PVC
Temperature range	[°C]	-40 ... 90	-40 ... 90
Wipe resistance		DIN EN 61010-1 (VDE 0411-1)	DIN EN 61010-1 (VDE 0411-1)
Components		Silicone-free	Silicone-free

		Ordering data			Ordering data		
Description	Color	Type	Order No.	Pcs. / Pkt.	Type	Order No.	Pcs. / Pkt.
Mandatory sign, preprinted with “Wear face shield” symbol							
3-section, diameter: 50 mm	blue	**PML-M105 (D50)**	**1014149**	5			
3-section, diameter: 100 mm	blue	**PML-M105 (D100)**	**1014150**	5			
1-section, diameter: 200 mm	blue	**PML-M105 (D200)**	**1014151**	5			
Mandatory sign, preprinted with “Wear safety helmet” symbol							
3-section, diameter: 50 mm	blue				**PML-M106 (D50)**	**1014152**	5
3-section, diameter: 100 mm	blue				**PML-M106 (D100)**	**1014153**	5
1-section, diameter: 200 mm	blue				**PML-M106 (D200)**	**1014154**	5
Mandatory sign, preprinted with “Use face mask” symbol							
3-section, diameter: 50 mm	blue						
3-section, diameter: 100 mm	blue						
1-section, diameter: 200 mm	blue						
Mandatory sign, preprinted with “Wear protective gloves” symbol							
3-section, diameter: 50 mm	blue						
3-section, diameter: 100 mm	blue						
1-section, diameter: 200 mm	blue						
Mandatory sign, preprinted with “Wear protective clothing” symbol							
3-section, diameter: 50 mm	blue						
3-section, diameter: 100 mm	blue						
1-section, diameter: 200 mm	blue						

Symbol - Use face mask

Symbol - Wear protective gloves

Symbol - Wear protective clothing

Technical data

PVC
-40 ... 90
DIN EN 61010-1 (VDE 0411-1)
Silicone-free

Ordering data

Type	Order No.	Pcs. / Pkt.
PML-M107 (D50)	1014155	5
PML-M107 (D100)	1014156	5
PML-M107 (D200)	1014157	5

Technical data

PVC
-40 ... 90
DIN EN 61010-1 (VDE 0411-1)
Silicone-free

Ordering data

Type	Order No.	Pcs. / Pkt.
PML-M108 (D50)	1014158	5
PML-M108 (D100)	1014159	5
PML-M108 (D200)	1014160	5

Technical data

PVC
-40 ... 90
DIN EN 61010-1 (VDE 0411-1)
Silicone-free

Ordering data

Type	Order No.	Pcs. / Pkt.
PML-M109 (D50)	1014161	5
PML-M109 (D100)	1014162	5
PML-M109 (D200)	1014163	5

Stick-on mandatory signs, preprinted, with symbols

Printed cards
- Highly flexible, plasticized PVC labels which are ideal for uneven surfaces
- Suitable for indoor and outdoor use
- The mandatory signs conform to the ISO 7010 international standard

Symbol - Disconnect before starting work

Symbol - Wear conductive footwear

		Technical data	Technical data
General data			
Material		PVC	PVC
Temperature range	[°C]	-40 ... 90	-40 ... 90
Wipe resistance		DIN EN 61010-1 (VDE 0411-1)	DIN EN 61010-1 (VDE 0411-1)
Components		Silicone-free	Silicone-free

		Ordering data			Ordering data		
Description	Color	Type	Order No.	Pcs. / Pkt.	Type	Order No.	Pcs. / Pkt.
Mandatory sign, preprinted with “Disconnect before starting work” symbol							
3-section, diameter: 50 mm	blue	**PML-M110 (D50)**	**1014164**	5			
3-section, diameter: 100 mm	blue	**PML-M110 (D100)**	**1014165**	5			
1-section, diameter: 200 mm	blue	**PML-M110 (D200)**	**1014166**	5			
Mandatory sign, preprinted with “Wear conductive footwear” symbol							
3-section, diameter: 50 mm	blue				**PML-M111 (D50)**	**1014167**	5
3-section, diameter: 100 mm	blue				**PML-M111 (D100)**	**1014168**	5
1-section, diameter: 200 mm	blue				**PML-M111 (D200)**	**1014169**	5
Mandatory sign, preprinted with “Wear head cover” symbol							
3-section, diameter: 50 mm	blue						
3-section, diameter: 100 mm	blue						
1-section, diameter: 200 mm	blue						
Mandatory sign, preprinted with “Wear safety shoes” symbol							
3-section, diameter: 50 mm	blue						
3-section, diameter: 100 mm	blue						
1-section, diameter: 200 mm	blue						

Symbol - Wear head cover

Symbol - Wear safety shoes

Technical data
PVC -40 ... 90 DIN EN 61010-1 (VDE 0411-1) Silicone-free

Ordering data		
Type	**Order No.**	Pcs. / Pkt.
PML-M112 (D50)	**1014170**	5
PML-M112 (D100)	**1014171**	5
PML-M112 (D200)	**1014172**	5

Technical data
PVC -40 ... 90 DIN EN 61010-1 (VDE 0411-1) Silicone-free

Ordering data		
Type	**Order No.**	Pcs. / Pkt.
PML-M113 (D50)	**1014173**	5
PML-M113 (D100)	**1014174**	5
PML-M113 (D200)	**1014175**	5

Stick-on pipeline markers, unmarked

The color preprinted PML-T... pipeline markers supplied in rolls enable the custom marking of pipelines according to DIN 2403. The markers offer the following features:

- Finely perforated arrowheads enable the arrowheads which are not required to be easily removed
- High adhesive strength
- High temperature resistance
- Suitable for indoor and outdoor use
- In combination with the PML-GHS hazardous substances labels, marking which conforms to the Ordinance on Hazardous Substances (GefStoffV) can be applied
- The format automatically ensures printing with a high level of positional accuracy
- The special packaging protects rolls that have already been started from the dirt found in industrial environments
- Marking service: Phoenix Contact can custom-mark all markers according to your requirements

Can be marked using:

Thermal transfer for rolls



Group 1 (water)

Technical data

General data	
Can be marked using	THERMOMARK ROLL • THERMOMARK X1.1 • THERMOMARK X1.2
Material	Polyester
Temperature range [°C]	-40 ... 150
Wipe resistance	DIN EN 61010-1 (VDE 0411-1)

Ordering data

Description	Color	Type	Order No.	Pcs. / Pkt.
Pipeline markers, green, group 1 (water), unprinted				
250 labels per roll, marker size: 26 x 280 mm	green	**PML-T101 (26X280)R**	**1014229**	1
250 labels per roll, marker size: 52 x 560 mm	green	**PML-T101 (52X560)R**	**1014230**	1
Pipeline markers, red, group 2 (steam), unprinted				
250 labels per roll, marker size: 26 x 280 mm	red			
250 labels per roll, marker size: 52 x 560 mm	red			
Pipeline markers, gray, group 3 (air), unprinted				
250 labels per roll, marker size: 26 x 280 mm	gray			
250 labels per roll, marker size: 52 x 560 mm	gray			
Pipeline markers, yellow/red, group 4 (combustible gases), unprinted				
250 labels per roll, marker size: 26 x 280 mm	yellow/red			
250 labels per roll, marker size: 52 x 560 mm	yellow/red			

Accessories

Ink ribbon, specially for US-PML..., US-EMLF...,			
Length: 240 m, width: 110 mm	**TM-RIBBON 110-TC/TR WH**	**1014402**	1
Ink ribbon, length: 300 m, width: 110 mm			
Hazardous substances label, roll, red/white, preprinted, can be marked with: THERMOMARK ROLL, THERMOMARK ROLL X1, THERMOMARK X1.2, attachment type: adhered			
500 labels per roll, marker size: 13 x 13 mm	**PML-GHS100 (13X13)R**	**1014289**	1
500 labels per roll, marker size: 25 x 25 mm	**PML-GHS100 (25X25)R**	**1014290**	1
Hazardous substances label, roll, red/white, preprinted, can be marked with: THERMOMARK CARD, attachment type: adhered,			
50-section, marker size: 13 x 13 mm	**US-PML-GHS100 (13X13)**	**1014287**	10
9-section, marker size: 25 x 25 mm	**US-PML-GHS100 (25X25)**	**1014288**	10

PRINTED FOR YOU

Group 2 (steam)

PRINTED FOR YOU



Group 3 (air)

PRINTED FOR YOU



Group 4 (combustible gases)

Technical data

THERMOMARK ROLL • THERMOMARK X1.1 • THERMOMARK X1.2
Polyester
-40 ... 150
DIN EN 61010-1 (VDE 0411-1)

Ordering data

Type	Order No.	Pcs. / Pkt.
PML-T102 (26X280)R	1014231	1
PML-T102 (52X560)R	1014232	1

Accessories

TM-RIBBON 110-TC/TR WH	1014402	1
PML-GHS100 (13X13)R	1014289	1
PML-GHS100 (25X25)R	1014290	1
US-PML-GHS100 (13X13)	1014287	10
US-PML-GHS100 (25X25)	1014288	10

Technical data

THERMOMARK ROLL • THERMOMARK X1.1 • THERMOMARK X1.2
Polyester
-40 ... 150
DIN EN 61010-1 (VDE 0411-1)

Ordering data

Type	Order No.	Pcs. / Pkt.
PML-T103 (26X280)R	1014233	1
PML-T103 (52X560)R	1014234	1

Accessories

THERMOMARK-RIBBON 110	5145384	1
PML-GHS100 (13X13)R	1014289	1
PML-GHS100 (25X25)R	1014290	1
US-PML-GHS100 (13X13)	1014287	10
US-PML-GHS100 (25X25)	1014288	10

Technical data

THERMOMARK ROLL • THERMOMARK X1.1 • THERMOMARK X1.2
Polyester
-40 ... 150
DIN EN 61010-1 (VDE 0411-1)

Ordering data

Type	Order No.	Pcs. / Pkt.
PML-T104 (26X280)R	1014235	1
PML-T104 (52X560)R	1014236	1

Accessories

THERMOMARK-RIBBON 110	5145384	1
PML-GHS100 (13X13)R	1014289	1
PML-GHS100 (25X25)R	1014290	1
US-PML-GHS100 (13X13)	1014287	10
US-PML-GHS100 (25X25)	1014288	10

Stick-on pipeline markers, unmarked

- Finely perforated arrowheads enable the arrowheads which are not required to be easily removed
- High adhesive strength
- High temperature resistance
- Suitable for indoor and outdoor use
- In combination with the PML-GHS hazardous substances labels, marking which conforms to the Ordinance on Hazardous Substances (GefStoffV) can be applied

Can be marked using:

Thermal transfer for rolls



Group 5 (non-combustible gases)

Technical data

General data		
Can be marked using		THERMOMARK ROLL • THERMOMARK X1.1 • THERMOMARK X1.2
Material		Polyester
Temperature range	[°C]	-40 ... 150
Wipe resistance		DIN EN 61010-1 (VDE 0411-1)

Ordering data

Description	Color	Type	Order No.	Pcs. / Pkt.
Pipeline markers, yellow/black, group 5 (non-combustible gases), unprinted				
250 labels per roll, marker size: 26 x 280 mm	yellow/black	**PML-T105 (26X280)R**	**1014237**	1
250 labels per roll, marker size: 52 x 560 mm	yellow/black	**PML-T105 (52X560)R**	**1014238**	1
Pipeline markers, orange, group 6 (acids), unprinted				
250 labels per roll, marker size: 26 x 280 mm	orange			
250 labels per roll, marker size: 52 x 560 mm	orange			
Pipeline markers, violet, group 7 (alkalis), unprinted				
250 labels per roll, marker size: 26 x 280 mm	violet			
250 labels per roll, marker size: 52 x 560 mm	violet			
Pipeline markers, brown/red, group 8 (combustible liquids), unprinted				
250 labels per roll, marker size: 26 x 280 mm	brown/red			
250 labels per roll, marker size: 52 x 560 mm	brown/red			

Accessories

Ink ribbon, length: 300 m, width: 110 mm	**THERMOMARK-RIBBON 110**	**5145384**	1
Ink ribbon, specially for US-PML..., US-EMLF..., Length: 240 m, width: 110 mm			
Hazardous substances label, roll, red/white, preprinted, can be marked with: THERMOMARK ROLL, THERMOMARK ROLL X1, THERMOMARK X1.2, attachment type: adhered			
500 labels per roll, marker size: 13 x 13 mm	**PML-GHS100 (13X13)R**	**1014289**	1
500 labels per roll, marker size: 25 x 25 mm	**PML-GHS100 (25X25)R**	**1014290**	1
Hazardous substances label, roll, red/white, preprinted, can be marked with: THERMOMARK CARD, attachment type: adhered,			
50-section, marker size: 13 x 13 mm	**US-PML-GHS100 (13X13)**	**1014287**	10
9-section, marker size: 25 x 25 mm	**US-PML-GHS100 (25X25)**	**1014288**	10

PRINTED FOR YOU



Group 6 (acids)

PRINTED FOR YOU



Group 7 (alkalis)

PRINTED FOR YOU

Group 8 (combustible liquids)

Technical data

THERMOMARK ROLL • THERMOMARK X1.1 • THERMOMARK X1.2
Polyester
-40 ... 150
DIN EN 61010-1 (VDE 0411-1)

Ordering data

Type	Order No.	Pcs. / Pkt.
PML-T106 (26X280)R	1014239	1
PML-T106 (52X560)R	1014240	1

Accessories

THERMOMARK-RIBBON 110	5145384	1
PML-GHS100 (13X13)R	1014289	1
PML-GHS100 (25X25)R	1014290	1
US-PML-GHS100 (13X13)	1014287	10
US-PML-GHS100 (25X25)	1014288	10

Technical data

THERMOMARK ROLL • THERMOMARK X1.1 • THERMOMARK X1.2
Polyester
-40 ... 150
DIN EN 61010-1 (VDE 0411-1)

Ordering data

Type	Order No.	Pcs. / Pkt.
PML-T107 (26X280)R	1014241	1
PML-T107 (52X560)R	1014242	1

Accessories

TM-RIBBON 110-TC/TR WH	1014402	1
PML-GHS100 (13X13)R	1014289	1
PML-GHS100 (25X25)R	1014290	1
US-PML-GHS100 (13X13)	1014287	10
US-PML-GHS100 (25X25)	1014288	10

Technical data

THERMOMARK ROLL • THERMOMARK X1.1 • THERMOMARK X1.2
Polyester
-40 ... 150
DIN EN 61010-1 (VDE 0411-1)

Ordering data

Type	Order No.	Pcs. / Pkt.
PML-T108 (26X280)R	1014243	1
PML-T108 (52X560)R	1014244	1

Accessories

TM-RIBBON 110-TC/TR WH	1014402	1
PML-GHS100 (13X13)R	1014289	1
PML-GHS100 (25X25)R	1014290	1
US-PML-GHS100 (13X13)	1014287	10
US-PML-GHS100 (25X25)	1014288	10

System marking

Stick-on pipeline markers, unmarked

- Finely perforated arrowheads enable the arrowheads which are not required to be easily removed
- High adhesive strength
- High temperature resistance
- Suitable for indoor and outdoor use
- In combination with the PML-GHS hazardous substances labels, marking which conforms to the Ordinance on Hazardous Substances (GefStoffV) can be applied

Can be marked using:

Thermal transfer for rolls

Group 9 (non-combustible liquids)

Technical data

General data		
Can be marked using		THERMOMARK ROLL • THERMOMARK X1.1 • THERMOMARK X1.2
Material		Polyester
Temperature range	[°C]	-40 ... 150
Wipe resistance		DIN EN 61010-1 (VDE 0411-1)

Ordering data

Description	Color	Type	Order No.	Pcs. / Pkt.
Pipeline markers, brown/black, group 9 (non-combustible liquids), unprinted				
250 labels per roll, marker size: 26 x 280 mm	brown/black	**PML-T109 (26X280)R**	**1014245**	1
250 labels per roll, marker size: 52 x 560 mm	brown/black	**PML-T109 (52X560)R**	**1014246**	1
Pipeline markers, blue, group 0 (oxygen), unprinted				
250 labels per roll, marker size: 26 x 280 mm	blue			
250 labels per roll, marker size: 52 x 560 mm	blue			

Accessories

Ink ribbon, specially for US-PML..., US-EMLF...,			
Length: 240 m, width: 110 mm	**TM-RIBBON 110-TC/TR WH**	**1014402**	1
Hazardous substances label, roll, red/white, preprinted, can be marked with: THERMOMARK ROLL, THERMOMARK ROLL X1, THERMOMARK X1.2, attachment type: adhered			
500 labels per roll, marker size: 13 x 13 mm	**PML-GHS100 (13X13)R**	**1014289**	1
500 labels per roll, marker size: 25 x 25 mm	**PML-GHS100 (25X25)R**	**1014290**	1
Hazardous substances label, roll, red/white, preprinted, can be marked with: THERMOMARK CARD, attachment type: adhered,			
50-section, marker size: 13 x 13 mm	**US-PML-GHS100 (13X13)**	**1014287**	10
9-section, marker size: 25 x 25 mm	**US-PML-GHS100 (25X25)**	**1014288**	10

Group 0 (oxygen)

Technical data

THERMOMARK ROLL • THERMOMARK X1.1 • THERMOMARK X1.2
Polyester
-40 ... 150
DIN EN 61010-1 (VDE 0411-1)

Ordering data

Type	Order No.	Pcs. / Pkt.
PML-T110 (26X280)R	1014247	1
PML-T110 (52X560)R	1014248	1

Accessories

TM-RIBBON 110-TC/TR WH	1014402	1
PML-GHS100 (13X13)R	1014289	1
PML-GHS100 (25X25)R	1014290	1
US-PML-GHS100 (13X13)	1014287	10
US-PML-GHS100 (25X25)	1014288	10

UniSheet - stick-on hazardous substances labels, color preprinted, without symbols

The unmarked US-PML-GHS hazardous substances labels on US cards allow you to create custom information signs. A variety of symbols are available in the CLIP PROJECT software. The hazardous substances labels offer the following features:

- High adhesive strength
- High temperature resistance
- Suitable for indoor and outdoor use
- The markers conform to the GHS international standard
- The markers, which are supplied in uniform sheets, can be printed onto quickly, easily, and cost-effectively using the THERMOMARK CARD
- The format automatically ensures printing with a high level of positional accuracy
- The perforated markers are easy to separate

Can be marked using:

Thermal transfer for sheets and cards



Unmarked

Technical data

General data		
Can be marked using		THERMOMARK CARD
Material		Polyester
Temperature range	[°C]	-40 ... 150
Wipe resistance		DIN EN 61010-1 (VDE 0411-1)

Ordering data

Description	Color	Type	Order No.	Pcs. / Pkt.
Hazardous substances label, roll, red/white, preprinted, can be marked with: THERMOMARK CARD, attachment type: adhered,				
50-section, marker size: 13 x 13 mm	red/white	**US-PML-GHS100 (13X13)**	**1014287**	10
9-section, marker size: 25 x 25 mm	red/white	**US-PML-GHS100 (25X25)**	**1014288**	10

Accessories

Magazine, for THERMOMARK CARD..., for accommodating all US–materials		**THERMOMARK CARD-US-MAG1**	**5146451**	1
Ink ribbon, length: 300 m, width: 110 mm		**THERMOMARK-RIBBON 110-TC**	**0801371**	1

Stick-on hazardous substances labels, color preprinted, without symbols

The color preprinted PML-GHS...R hazardous substances labels on a roll allow you to create custom information signs. A variety of symbols are available in the CLIP PROJECT software. The hazardous substances labels offer the following features:

– High adhesive strength
– High temperature resistance
– Suitable for indoor and outdoor use
– The markers conform to the GHS international standard
– The format automatically ensures printing with a high level of positional accuracy
– The special packaging protects rolls that have already been started from the dirt found in industrial environments

Can be marked using:

Thermal transfer for rolls



Unmarked

Technical data

General data		
Can be marked using		THERMOMARK ROLL • THERMOMARK X1.1 • THERMOMARK X1.2
Material		Polyester
Temperature range	[°C]	-40 ... 150
Wipe resistance		DIN EN 61010-1 (VDE 0411-1)

Ordering data

Description	Color	Type	Order No.	Pcs. / Pkt.
Hazardous substances label, roll, red/white, preprinted, can be marked with: THERMOMARK ROLL, THERMOMARK ROLL X1, THERMOMARK X1.2, attachment type: adhered				
500 labels per roll, marker size: 13 x 13 mm	red/white	**PML-GHS100 (13X13)R**	**1014289**	1
500 labels per roll, marker size: 25 x 25 mm	red/white	**PML-GHS100 (25X25)R**	**1014290**	1

Accessories

Ink ribbon, length: 300 m, width: 110 mm		**THERMOMARK-RIBBON 110**	**5145384**	1

Stick-on hazardous substances labels, preprinted with symbol

Symbol - Explosive

The PML-GHS hazardous substances labels are available with various symbols and enable the additional custom marking of the PML-T pipeline markers according to the Ordinance on Hazardous Substances. The hazardous substances labels offer the following features:

– High adhesive strength
– High temperature resistance
– Suitable for indoor and outdoor use
– The hazardous substances labels conform to the GHS international standard

Technical data

General data		
Material		Polyester
Temperature range	[°C]	-40 ... 150
Wipe resistance		DIN EN 61010-1 (VDE 0411-1)

Ordering data

Description	Color	Type	Order No.	Pcs. / Pkt.
Hazardous substances label, preprinted with “Explosive” symbol				
35-section, marker size: 13 x 13 mm	red/white	**PML-GHS101 (13X13)**	**1014269**	5
12-section, marker size: 25 x 25 mm	red/white	**PML-GHS101 (25X25)**	**1014270**	5
Hazardous substances label, preprinted with “Flammable” symbol				
35-section, marker size: 13 x 13 mm	red/white			
12-section, marker size: 25 x 25 mm	red/white			
Hazardous substances label, preprinted with “Oxidizing” symbol				
35-section, marker size: 13 x 13 mm	red/white			
12-section, marker size: 25 x 25 mm	red/white			
Hazardous substances label, preprinted with “Pressurized gases” symbol				
35-section, marker size: 13 x 13 mm	red/white			
12-section, marker size: 25 x 25 mm	red/white			

Symbol - Flammable

Symbol - Oxidizing

Symbol - Pressurized gases

Technical data
Polyester -40 ... 150 DIN EN 61010-1 (VDE 0411-1)

Ordering data		
Type	**Order No.**	Pcs. / Pkt.
PML-GHS102 (13X13)	**1014271**	5
PML-GHS102 (25X25)	**1014272**	5

Technical data
Polyester -40 ... 150 DIN EN 61010-1 (VDE 0411-1)

Ordering data		
Type	**Order No.**	Pcs. / Pkt.
PML-GHS103 (13X13)	**1014273**	5
PML-GHS103 (25X25)	**1014274**	5

Technical data
Polyester -40 ... 150 DIN EN 61010-1 (VDE 0411-1)

Ordering data		
Type	**Order No.**	Pcs. / Pkt.
PML-GHS104 (13X13)	**1014275**	5
PML-GHS104 (25X25)	**1014276**	5

System marking

Stick-on hazardous substances labels, preprinted with symbol

- Printed cards
- High adhesive strength
- High temperature resistance
- Suitable for indoor and outdoor use
- The hazardous substances labels conform to the GHS international standard

Symbol - Corrosivity

Symbol - Toxic

		Technical data	Technical data
General data			
Material		Polyester	Polyester
Temperature range	[°C]	-40 ... 150	-40 ... 150
Wipe resistance		DIN EN 61010-1 (VDE 0411-1)	DIN EN 61010-1 (VDE 0411-1)

		Ordering data			Ordering data		
Description	Color	Type	Order No.	Pcs. / Pkt.	Type	Order No.	Pcs. / Pkt.
Hazardous substances label, preprinted with “Corrosivity” symbol							
35-section, marker size: 13 x 13 mm	red/white	**PML-GHS105 (13X13)**	**1014277**	5			
12-section, marker size: 25 x 25 mm	red/white	**PML-GHS105 (25X25)**	**1014278**	5			
Hazardous substances label, preprinted with “Toxic” symbol							
35-section, marker size: 13 x 13 mm	red/white				**PML-GHS106 (13X13)**	**1014279**	5
12-section, marker size: 25 x 25 mm	red/white				**PML-GHS106 (25X25)**	**1014280**	5
Hazardous substances label, preprinted with “General symbol for hazardous substances”							
35-section, marker size: 13 x 13 mm	red/white						
12-section, marker size: 25 x 25 mm	red/white						
Hazardous substances label, preprinted with “Hazardous to health” symbol							
35-section, marker size: 13 x 13 mm	red/white						
12-section, marker size: 25 x 25 mm	red/white						
Hazardous substances label, preprinted with “Hazardous to the environment” symbol							
35-section, marker size: 13 x 13 mm	red/white						
12-section, marker size: 25 x 25 mm	red/white						

Symbol - General symbol for hazardous substances

Symbol - Hazardous to health

Symbol - Hazardous to the environment

Technical data
Polyester -40 ... 150 DIN EN 61010-1 (VDE 0411-1)

Ordering data		
Type	**Order No.**	Pcs. / Pkt.
PML-GHS107 (13X13)	**1014281**	5
PML-GHS107 (25X25)	**1014282**	5

Technical data
Polyester -40 ... 150 DIN EN 61010-1 (VDE 0411-1)

Ordering data		
Type	**Order No.**	Pcs. / Pkt.
PML-GHS108 (13X13)	**1014283**	5
PML-GHS108 (25X25)	**1014284**	5

Technical data
Polyester -40 ... 150 DIN EN 61010-1 (VDE 0411-1)

Ordering data		
Type	**Order No.**	Pcs. / Pkt.
PML-GHS109 (13X13)	**1014285**	5
PML-GHS109 (25X25)	**1014286**	5

UniSheet - stick-on combi labels, unprinted

The unmarked US-EMLF ... combi labels on US ... cards allow you to create custom information signs. A variety of symbols which conform to ISO 7010 are available in the CLIP PROJECT software. The markers offer the following features:

- High adhesive strength
- Suitable for indoor and outdoor use
- The markers, which are supplied in uniform sheets, can be marked quickly, easily, and inexpensively
- The format automatically ensures printing with a high level of positional accuracy
- The perforated markers are easy to separate

Can be marked using:

Thermal transfer for sheets and cards

Unmarked or marked according to customer specifications

Technical data

General data		
Can be marked using		THERMOMARK CARD
Material		PVC
Temperature range	[°C]	-40 ... 90
Wipe resistance		DIN EN 61010-1 (VDE 0411-1)
Components		Silicone-free

Ordering data

Description	Color	Type	Order No.	Pcs. / Pkt.
UniSheet, with self-adhesive labels, 2-section, lettering field size: 104 x 70 mm				
	white	**US-EMLF (104X70)**	**1014294**	10
	yellow	**US-EMLF (104X70) YE**	**1014295**	10
	blue	**US-EMLF (104X70) BU**	**1014296**	10
UniSheet, with self-adhesive labels, 1-section, lettering field size: 104 x 140 mm				
	white	**US-EMLF (104X140)**	**1014291**	10
	yellow	**US-EMLF (104X140) YE**	**1014292**	10
	blue	**US-EMLF (104X140) BU**	**1014293**	10

Magnetic labels, unprinted

The PMM magnetic labels supplied in rolls represent an individual and flexible marking solution, e.g., for stock marking. A variety of symbols, linear and 2D codes are available in the CLIP PROJECT software. The magnetic labels offer the following features:

- High adhesive strength
- Magnetic tape coated with polyester foil
- The flexible magnetic tape will also adhere to round objects with a radius of 12 mm and higher
- The format automatically ensures printing with a high level of positional accuracy
- When used in conjunction with high-quality ink ribbons, a resistant form of marking is produced, which is even suitable for harsh environments
- The special packaging protects rolls that have already been started from the dirt found in industrial environments
- Easy to assemble with the THERMOMARK CUTTER

Can be marked using:

Thermal transfer for rolls

PRINTED FOR YOU

Unmarked or marked according to customer specifications

Technical data

General data		
Can be marked using		THERMOMARK ROLL • THERMOMARK X1.1 • THERMOMARK X1.2
Material		Magnetic tape
Temperature range	[°C]	-30 ... 55
Wipe resistance		DIN EN 61010-1 (VDE 0411-1)

Ordering data

Description	Color	Type	Order No.	Pcs. / Pkt.
Magnetic foil as continuous media, anisotropic, 1 roll = 15 m, label height: 20 mm				
	white	**PMM (EX20)R**	**1014303**	1
	silver	**PMM (EX20)R SR**	**1014304**	1
	yellow	**PMM (EX20)R YE**	**1014305**	1
Magnetic foil as continuous media, anisotropic, 1 roll = 15 m, label height: 25 mm				
	white	**PMM (EX25)R**	**1014306**	1
	silver	**PMM (EX25)R SR**	**1014307**	1
	yellow	**PMM (EX25)R YE**	**1014308**	1
Magnetic foil as continuous media, anisotropic, 1 roll = 15 m, label height: 30 mm				
	white	**PMM (EX30)R**	**1014309**	1
	silver	**PMM (EX30)R SR**	**1014310**	1
	yellow	**PMM (EX30)R YE**	**1014311**	1
Magnetic foil as continuous media, anisotropic, 1 roll = 15 m, label height: 40 mm				
	white	**PMM (EX40)R**	**1014312**	1
	silver	**PMM (EX40)R SR**	**1014313**	1
	yellow	**PMM (EX40)R YE**	**1014314**	1
Magnetic foil as continuous media, anisotropic, 1 roll = 15 m, label height: 50 mm				
	white	**PMM (EX50)R**	**1014315**	1
	silver	**PMM (EX50)R SR**	**1014316**	1
	yellow	**PMM (EX50)R YE**	**1014317**	1

Accessories

Ink ribbon, length: 300 m, width: 110 mm	**THERMOMARK-RIBBON 110**	**5145384**	1

YOUR NAME
HERE
PHOENIX CONTACT
WIREFOX 10
SF-SL
0.6x3.5
S-VDE
1212587
SF-PH
2-100
S-VDE
1212694

Hand tools - TOOL fox

The TOOL fox range of tools provides processing and measuring tools for all electrical engineering applications.

The ergonomically designed tools for cutting, stripping, crimping, screwing, and testing impress with their optimum handling and quality. Specially hardened tool steels ensure maximum durability.

Cutting machines, stripping machines, and crimping machines are available which can be used to automate steps.

A wide range of connectors rounds off the product range.

Product range overview

Hand tools 358

CUTFOX ... cutting tools and UNIFOX ... universal tools

Cable cutters 360
Cutting tools for special applications 362
Universal tools 365
Cable duct, profile, and DIN-rail cutters 369

MICROFOX electronics pliers 372

WIREFOX stripping tools

Stripping tools 374
Stripping tools 380

CRIMPFOX pressing and crimping tools 384

CRIMPHANDY portable hand-held machine 384
CRIMPFOX 4 IN 1 multi-functional crimping pliers 387
Crimp pliers for ferrules 388
Crimping pliers for ring cable and tube lugs 394
Universal basic pliers for connectors up to 120 mm² 399
Crimping pliers for slip-on sleeves 400
Crimping pliers for turned contacts 402
Crimping pliers for coaxial, FO, D-SUB, CATV, data plugs, and solar connectors 403
Universal basic pliers 405

SCREWFOX screwdriver tools

Screwdrivers 408
Cordless screwdrivers 417
Socket wrenches 422
Control cabinet keys 425

TESTFOX measuring tools

Voltage and continuity testers 426
Digital multimeters 427

Tool sets 430

Customer-specific hand tools and tool sets 437

Connectors 444

Professional cutting

Professional stripping

Professional crimping

An ideal cable cutter is available for every application. The various versions enable professional processing of conductors and cables with a diameter of up to 100 mm. All parts of the cable cutters that are subject to particular strain are tempered and specially hardened.

Profile cutters are available for rapid processing of DIN rails and cable ducts without chips or burrs. An optional hydraulic unit can be attached to convert manual DIN-rail cutters into automatic ones.

The stripping tools can strip all types of conductors and cables quickly, precisely and reliably. They adapt automatically to the conductor cross section concerned.



CRIMPFOX 4 IN 1 are multi-functional crimping pliers for processing conductors and ferrules. A variety of work steps can be performed with just a single tool: cutting, stripping, twisting, and crimping.

The product innovation for switchgear manufacturing – the CRIMPHANDY, a battery-operated, portable hand-held machine. It strips and crimps the conductor in under two seconds, resulting in time savings of 75 percent.

The extensive range of professional crimping pliers can be used to process a variety of contact types with a cross section of up to 120 mm². The innovative design and ergonomically shaped handles reduce the forces required by up to 25 percent.

With their interchangeable dies, the CRIMPFOX–M universal crimping pliers can be used to process all kinds of contacts. The dies can be changed quickly and easily without the need for additional tools.

With their precise torque-setting feature, the torque and cordless screwdrivers are the perfect complement to the Phoenix Contact range of screw terminal blocks. The wide range of hardened BIT screwdriver inserts makes the products suitable for universal use.

Our multimeters, current pliers, and voltage testers are high-quality measuring tools, which have been tested and approved in accordance with national and international standards.

CUTFOX cable cutters

- CUTFOX ... cable cutters for professional cutting results
- Suitable for conductors with a max. diameter of 18 mm
- Ergonomic grip design to eliminate fatigue when working
- All parts of the cable cutters that are subject to particular strain are tempered or specially hardened

Up to a maximum conductor diameter of 12 mm

Up to a maximum conductor diameter of 18 mm

Description	Ordering data			Ordering data		
	Type	Order No.	Pcs. / Pkt.	Type	Order No.	Pcs. / Pkt.
Cable cutter, for copper and aluminum up to 12 mm diameter (up to 35 mm²), size: 165 mm	CUTFOX 12	1212128	1			
Cable cutter, angled, for copper and aluminum up to 18 mm diameter (up to 50 mm²), size: 180 mm				CUTFOX 18	1212129	1
Electrician's scissors, high cutting performance, thanks to micro-serrated cutting area, suitable for copper, aluminum, Kevlar fibers, and plastic, two-component non-slip soft-grip handles, ergonomic design, adjustable screw joint	CUTFOX-ES	1212621	1			

CUTFOX one-handed ring cable cutters

- CUTFOX ... one-handed ring cable cutters for professional cutting results
- Extremely robust design
- Minimum deformation of the conductors and cables
- Can be released in all positions
- Superb cutting quality
- Little force needed due to ratchet function

Up to a maximum conductor diameter of 50 mm, steel-armored

Up to a maximum conductor diameter of 45 mm

Description	Ordering data			Ordering data		
	Type	Order No.	Pcs. / Pkt.	Type	Order No.	Pcs. / Pkt.
Ring cable cutter, with ratchet function, for copper and aluminum up to a diameter of 50 mm, for steel-armored CU/AL cables, for stranded steel cables up to a diameter of 12 mm, equipped with needle bearings, size: 260 mm	CUTFOX 50 STEEL	1212526	1			
Ring cable cutter, with ratchet function, for copper and aluminum up to 45 mm diameter (up to 300 mm²), size: 260 mm				CUTFOX 45	1212132	1
Ring cable cutter, with ratchet function, for copper and aluminum up to 52 mm diameter (up to 300 mm²), size: 325 mm				CUTFOX 52	1212133	1

CUTFOX cable cutters

- CUTFOX ... cable cutters for professional cutting results
- With ratchet function for minimum effort
- All parts of the cable cutters that are subject to particular strain are tempered or specially hardened
- Ideal in tight workspaces
- Adjustable screw joint
- Can be released in all positions
- Extremely robust

Up to a maximum conductor diameter of 25 mm

Up to a maximum conductor diameter of 35 mm

Description	Ordering data			Ordering data		
	Type	Order No.	Pcs. / Pkt.	Type	Order No.	Pcs. / Pkt.
Cable cutter, with ratchet function, for copper and aluminum up to 25 mm diameter (up to 185 mm²), size: 245 mm	CUTFOX 25	1212130	1			
Cable cutter, with ratchet function, for copper and aluminum up to 35 mm diameter (up to 300 mm²), size: 245 mm				CUTFOX 35	1212131	1

CUTFOX two-handed ring cable cutters

- CUTFOX ... two-handed ring cable cutters for professional cutting results
- Suitable for conductors with a diameter of up to 100 mm
- With ratchet function for minimum effort
- Can be released in all positions
- Superb cutting quality
- Extremely robust design
- Lowest possible deformation of conductors and cables

Up to a maximum conductor diameter of 62 mm

Up to a maximum conductor diameter of 100 mm

Description	Ordering data			Ordering data		
	Type	Order No.	Pcs. / Pkt.	Type	Order No.	Pcs. / Pkt.
Two-hand ring cable cutter, with ratchet function, for copper and aluminum up to 62 mm diameter (up to 750 mm²), size: 410 mm	CUTFOX 62	1212134	1			
Two-hand ring cable cutter, with ratchet function, for copper and aluminum up to 100 mm diameter (up to 1400 mm²), size: 610 mm				CUTFOX 100	1212135	1

Cutting tools for special applications

- The CUTFOX–FBS cutting tool is suitable for cutting out individual bars from FBS ... plug-in bridges
- Screw-on bridges can be cut to length with the CUTFOX FB without crushing them
- VDE-tested cutting tools made from special high-grade tool steel
- Inductively hardened blades for long-term stable cutting performance

Front cutting tool for cutting out plug-in and insertion bridges

Cutting tool for screw-on bridges

Description	Ordering data			Ordering data		
	Type	Order No.	Pcs. / Pkt.	Type	Order No.	Pcs. / Pkt.
Cutting tool, for separating individual bridge bars from FBS ... jumpers and EB ... insertion bridges, size: 260 mm	CUTFOX-FBS	1212124	1			
Bridge cutting tool, for cutting FBI ... fixed bridges to length, size: 165 mm				CUTFOX FB	1205985	1
Cable cutter, precision blade with macro-notching, for copper and aluminum up to 50 mm², VDE 1000 V AC/1500 V DC tested, size: 160 mm						
Cable cutter, precision blade with macro-notching, for copper and aluminum up to 70 mm², VDE 1000 V AC/1500 V DC tested, size: 210 mm						
Cable cutter, for laminated busbars/ribbed tape measuring up to 6 x 16 x 0.8 mm, copper and aluminum cables with a diameter of up to 50 mm, VDE 1000 V AC, 1500 V DC, size: 210 mm						
Diagonal cutter, with optimized leverage, VDE 1000 V AC/1500 V DC tested, size: 160 mm						
Power diagonal cutter, with optimized leverage, also suitable for piano wire, VDE 1000 V AC/1500 V DC tested, size: 200 mm						
Diagonal cutter, with optimized leverage, VDE 1000 V AC/1500 V DC tested, size: 130 mm						

Cable cutter for conductors with a diameter of up to 25 mm (VDE)

Ordering data		
Type	Order No.	Pcs. / Pkt.
CUTFOX 16 VDE	1212126	1
CUTFOX 25 VDE	1212127	1

Cable cutter for conductors and ribbed tape with a diameter of up to 50 mm (VDE)

Ordering data		
Type	Order No.	Pcs. / Pkt.
CUTFOX-LB VDE	1212527	1

Diagonal cutter, also suitable for piano wire (VDE)

Ordering data		
Type	Order No.	Pcs. / Pkt.
CUTFOX-S VDE	1212207	1
CUTFOX-SP VDE	1212206	1
CUTFOX-S VDE M	1212830	1

CUTFOX bolt cutter

new

- The CUTFOX-SP BOLT VDE cutting tool is suitable for precise cutting of bolts, nails, rivets, steel wire, or similar hard materials
- VDE-tested cutting tools made from special high-grade tool steel
- Inductively hardened blades for permanently stable cutting performance

Description	Color	Ordering data: Type	Order No.	Pcs. / Pkt.
Power diagonal cutter, with optimized leverage, also suitable for bolts and piano wire, VDE 1000 V AC/1500 V DC tested, size: 200 mm		CUTFOX-SP BOLT VDE	1212831	1

CUTFOX cutting tools, angled design

new

new

- CUTFOX-SE LM electricians diagonal cutter with stripping and cutting range
- Ergonomic grip design to eliminate fatigue when working
- All parts of the diagonal cutters that are subject to particular strain are tempered or specially hardened

Description	Color	Ordering data: Type	Order No.	Pcs. / Pkt.
Diagonal cutter, angled design, size:180 mm		CUTFOX-SE	1212832	1
Electricians diagonal cutter, angled design, with stripping, crimping, and bending function. Screw pincers up to M3.5/M4, size: 180 mm		CUTFOX-SE LM	1212833	1

UNIFOX universal tools

- UNIFOX ... VDE-totally-insulated combination pliers in straight and angled versions
- Ergonomic grip design to eliminate fatigue when working
- Excellent transmission ratios for excellent gripping and cutting performance
- Noticeably less force required on the part of the user

Combination pliers (VDE), straight

Combination pliers (VDE), angled

Description	Color	Ordering data: Type	Order No.	Pcs. / Pkt.	Ordering data: Type	Order No.	Pcs. / Pkt.
Combination pliers, cross-notched gripping surface, integrated M8 - M10 ring wrench, VDE 1000 V AC/1500 V DC tested, size: 180 mm	black	UNIFOX-C VDE	1212202	1			
Combination pliers, cross-notched gripping surface, integrated M8 - M10 ring wrench, VDE 1000 V AC/1500 V DC tested, size: 165 mm	black	UNIFOX-C VDE M	1212834	1			
Combination pliers, angled design, with opening spring and locking device, cross-notched gripping surface, integrated M8 - M10 ring wrench, VDE 1000 V AC/1500 V DC tested, size: 200 mm	black				UNIFOX-CE VDE	1212203	1

UNIFOX universal tools

- Individually tested safety tools according to DIN EN 60900 (VDE 0682–201)
- For working on or in the vicinity of live parts up to 1000 V AC or 1500 V DC
- The tools feature ergonomic two-component safety handles

Needle-nose pliers (VDE), straight

Needle-nose pliers (VDE), curved and angled

Description	Color	Ordering data: Type	Order No.	Pcs. / Pkt.	Ordering data: Type	Order No.	Pcs. / Pkt.
Needle-nose pliers with cutter, notched gripping surface, VDE 1000 V AC/1500 V DC tested, size: 170 mm	black	UNIFOX-P VDE	1212204	1			
Needle-nose pliers with cutter, angled 45°, notched gripping surface, VDE 1000 V AC/1500 V DC tested, size: 170 mm	black	UNIFOX-PC VDE	1212205	1			
Needle-nose pliers, angled design, with opening spring and locking device, finely notched gripping surface, stripping possible for 1.5 mm^2 and 2.5 mm^2, integrated M8 - M10 ring wrench, VDE 1000 V AC/1500 V DC tested, size: 200 mm	black				UNIFOX-PE VDE	1212529	1

UNIFOX universal tools

- UNIFOX ... VDE-totally-insulated flat-nose, round-nose, and water pump pliers
- Notched grip areas
- Ergonomic grip design to eliminate fatigue when working
- Excellent transmission ratios for optimum gripping performance
- Forged die hardened in oil for maximum durability

Flat-nose pliers (VDE)

Water pump pliers

Description	Color	Ordering data: Type	Order No.	Pcs. / Pkt.	Ordering data: Type	Order No.	Pcs. / Pkt.
Flat-nose pliers, finely notched gripping surface, VDE 1000 V AC/1500 V DC tested, size: 160 mm	black	**UNIFOX-F VDE**	**1212363**	1			
Round-nose pliers, finely notched gripping surface, VDE 1000 V AC/1500 V DC tested, size: 160 mm	black	**UNIFOX-R VDE**	**1212364**	1			
Water pump pliers, with groove joint, gripping surfaces with dual notching, acc. to VDE ISO 8976, size: 240 mm					**UNIFOX-WP**	**1212365**	1

UNIFOX cable binder tools for plastic and high-grade steel cable binders

- Ergonomic tool for attaching and detaching cable binders in a single operation
- The infinitely adjustable tension force is indicated by a scale in the handle area
- When the tension force is reached, the remainder is automatically severed for a flush finish

Description	Ordering data: Type	Order No.	Pcs. / Pkt.
Cable binder pliers, for plastic cable binders with a width of 2.2 - 4.8 mm, for a material thickness of up to 1.6 mm			
	UNIFOX-CT 4,8	**1212475**	1
Ergonomically designed grip with comfortable tension force adjustment	**UNIFOX-CT 4,8P**	**1212609**	1
Cable binder tool, for steel cable binders with a width of up to 7.9 mm, material thickness of up to 0.3 mm	**UNIFOX-CT M 7,9**	**1212610**	1

UNIFOX screw pliers

new

- Screw wrench and pliers in one: zero-play grip and secure screwing of screws and nut areas
- Smooth jaws prevent the usual damage to screws and nuts from wrenches and pipe wrenches
- With quick-snap ratchet infeed for rapid adjustment to the workpiece without push button

	Ordering data		
Description	Type	Order No.	Pcs. / Pkt.
Screw pliers, with rapid adjustment for wrench size 10 - 36 mm, 260 mm	UNIFOX-WRENCH	1212835	1

UNIFOX universal tools

- Compact, ergonomically shaped pliers
- 3 inserts for rivet diameter of 2.4 – 3.2 mm, 4 mm, and 4.8 – 5.0 mm
- Special rivets are available for fixing RW... and UW... high-current panel feed-through terminal blocks that are specifically designed for terminal blocks

Blind rivet pliers

Blind riveting with diameters of 2.4 to 5 mm

Description	Color	Ordering data: Type	Ordering data: Order No.	Ordering data: Pcs. / Pkt.	Ordering data: Type	Ordering data: Order No.	Ordering data: Pcs. / Pkt.
Blind rivet pliers	black	**UNIFOX-RVT M**	**1212476**	1			
Rivet, aluminum/steel, rivet diameter/length							
2.4/8 mm, for UW 4... terminal blocks	silver				**RVT-AL/ST 2,4L/8**	**3240548**	500
3/6 mm	silver				**RVT-AL/ST 3/6**	**3240504**	500
3/8 mm	silver				**RVT-AL/ST 3/8**	**3240505**	500
3/10 mm	silver				**RVT-AL/ST 3/10**	**3240506**	500
3/12 mm, for UW 10..., UW 16..., and RW 5... terminal blocks	silver				**RVT-AL/ST 3/12**	**3240507**	500
3.2/6 mm	silver				**RVT-AL/ST 3,2/6**	**3240509**	500
3.2/8 mm	silver				**RVT-AL/ST 3,2/8**	**3240510**	500
3.2/10 mm	silver				**RVT-AL/ST 3,2/10**	**3240511**	500
3.2/12 mm	silver				**RVT-AL/ST 3,2/12**	**3240512**	500
4/6 mm	silver				**RVT-AL/ST 4/6**	**3240513**	500
4/8 mm	silver				**RVT-AL/ST 4/8**	**3240514**	500
4/10 mm	silver				**RVT-AL/ST 4/10**	**3240515**	500
4/12 mm	silver				**RVT-AL/ST 4/12**	**3240516**	500
4/14 mm, for UW 25... and RW 8... terminal blocks	silver				**RVT-AL/ST 4/14**	**3240517**	500
4.8/6 mm	silver				**RVT-AL/ST 4,8/6**	**3240518**	500
4.8/8 mm	silver				**RVT-AL/ST 4,8/8**	**3240519**	500
4.8/10 mm	silver				**RVT-AL/ST 4,8/10**	**3240520**	500
4.8/12 mm	silver				**RVT-AL/ST 4,8/12**	**3240521**	500
4.8/14 mm	silver				**RVT-AL/ST 4,8/14**	**3240553**	500
4.8/16 mm	silver				**RVT-AL/ST 4,8/16**	**3240522**	500
		Accessories			**Accessories**		
Rivet nozzle, long, specially designed for 3240548 rivet		**UNIFOX-RVT M/BIT 2,4L**	**1212477**	1			

Cable duct cutter



– Easy, burr-free cutting with minimum effort, thanks to the special cutting geometry and optimum leverage
– Non-slip ergonomic grip
– With spring reset
– 45° limit stop
– 75 mm cutting width

Technical data

		Width	Length	Height
Dimensions				
	[mm]	-	**245**	-
General data				
Weight	[kg]	0.43		

Ordering data

Description	Color	Type	Order No.	Pcs. / Pkt.
Cable duct cutter	black	**CUTFOX-CD**	**1212474**	1

Cable duct cutters

– Leverage and special cutting geometry enables easy, burr-free cutting with minimum effort
– Grip protection for safety
– Metric measuring rail with adjustable limit stop
– 125 mm cutting width
– Material thickness of up to 2.5 mm

Technical data

		Width	Length	Height
Dimensions				
	[mm]	**285**	**280**	**290**
General data				
Length of the measuring bar	[mm]	1000		
Length of the hand lever	[mm]	500		

Ordering data

Description	Color	Type	Order No.	Pcs. / Pkt.
Cable duct cutters	black	**PPS CD M**	**1207569**	1

Accessories

Replacement blade, for PPS CD M	**PPS CD BLADE**	**1207572**	1
Replacement counter support (grip protection), for PPS CD M	**PPS CD M COHO**	**1208995**	1
Workbench, with plywood panel 700 x 1200 x 50 mm, without mounting screws and bore holes	**PPS TABLE**	**1206285**	1

Profile cutters

DIN rail cutter

– The PPS BASIC I/M is the lightweight version of the profile cutters. It can process the common EN DIN rails NS 35/15, NS 35/7,5 and NS 15, and the NLS-CU 3/10 neutral busbar
– The PPS STANDARD ... and PPS CLASSIC ... can be equipped with two stamping bits for round holes or elongated holes
– The PPS CLASSIC ... is the best choice if hole formats are changed on a frequent basis. By simply folding open the upper part of the PPS..., the stamping bits can be changed in no time at all

Technical data

		Width	Length	Height
Dimensions				
	[mm]	**150**	**60**	**180**
General data				
Weight	[kg]	8.3		
Length of the measuring bar	[mm]	1000		
Length of the hand lever	[mm]	590		

Ordering data

Description	Color	Type	Order No.	Pcs. / Pkt.
Profile cutter, for cutting standard DIN rails to length, NS 15/NS 35/7,5/NS 35/15 and for cutting the NLS–CU 3/10 neutral busbar to length, with inch/metric measuring rail	black	**PPS BASIC I/M**	**1207585**	1
Profile cutter, for cutting and stamping holes in standard DIN rails, NS 15/NS 32/NS 35/7,5/NS 35/15, and for cutting the NLS–CU 3/10 neutral busbar to length, can accommodate 2 stamping bits, with metric measuring rail, supplied without stamping bits	black			
Same as before, but with inch/metric measuring rail	black			
Profile cutter, for cutting and stamping holes in standard DIN rails, NS 15/NS 32/NS 35/7,5/NS 35/15, and for cutting the NLS–CU 3/10 neutral busbar to length, can accommodate 2 stamping bits, stamping bits are easily interchangeable, with metric measuring rail, supplied without stamping bits	black			
Same as before, but with inch/metric measuring rail	black			

Accessories

Stamping insert, for elongated holes, longitudinal: 3.5 x 12 mm 4.5 x 12 mm 5.5 x 12 mm 6.5 x 15 mm				
Stamping insert, for elongated holes, traverse: 3.5 x 12 mm 4.5 x 12 mm 5.5 x 12 mm 6.5 x 15 mm				
Stamping bit, for bore holes 3.8 mm Ø 4.3 mm Ø 5.3 mm Ø 6.4 mm Ø 7.0 mm Ø 8.4 mm Ø				
Hydraulic cylinder, for connection to an existing hydraulic system, operating pressure of 160 – 220 bar, G 1/4" connection thread, with spring reset				
Workbench, with plywood panel 700 x 1200 x 50 mm, without mounting screws and bore holes		**PPS TABLE**	**1206285**	1

DIN rail cutter with bore hole die



DIN rail cutter with piercer and quick change mechanism

Technical data

Width	Length	Height
180	**100**	**220**
19		
1000		
1000		

Ordering data

Type	Order No.	Pcs. / Pkt.
PPS STANDARD M	**1206175**	1
PPS STANDARD I/M	**1206230**	1

Accessories

PPS-ST (3,5X12)L	**1203563**	1
PPS-ST (4,5X12)L	**1203534**	1
PPS-ST (5,5X12)L	**1202603**	1
PPS-ST (6,5X15)L	**1202593**	1
PPS-ST (3,5X12)Q	**1203550**	1
PPS-ST (4,5X12)Q	**1203547**	1
PPS-ST (5,5X12)Q	**1203411**	1
PPS-ST (6,5X15)Q	**1203408**	1
PPS-ST (3,8)	**1204892**	1
PPS-ST (4,3)	**1202616**	1
PPS-ST (5,3)	**1202629**	1
PPS-ST (6,4)	**1202632**	1
PPS-ST (7,0)	**1204889**	1
PPS-ST (8,4)	**1202726**	1
PPS HYDRAULIC CYL	**1208924**	1
PPS TABLE	**1206285**	1

Technical data

Width	Length	Height
250	**100**	**230**
19		
1000		
1000		

Ordering data

Type	Order No.	Pcs. / Pkt.
PPS CLASSIC M	**1206243**	1
PPS CLASSIC I/M	**1206256**	1

Accessories

PPS-ST (3,5X12)L	**1203563**	1
PPS-ST (4,5X12)L	**1203534**	1
PPS-ST (5,5X12)L	**1202603**	1
PPS-ST (6,5X15)L	**1202593**	1
PPS-ST (3,5X12)Q	**1203550**	1
PPS-ST (4,5X12)Q	**1203547**	1
PPS-ST (5,5X12)Q	**1203411**	1
PPS-ST (6,5X15)Q	**1203408**	1
PPS-ST (3,8)	**1204892**	1
PPS-ST (4,3)	**1202616**	1
PPS-ST (5,3)	**1202629**	1
PPS-ST (6,4)	**1202632**	1
PPS-ST (7,0)	**1204889**	1
PPS-ST (8,4)	**1202726**	1
PPS TABLE	**1206285**	1

MICROFOX electronics pliers

- Various head shapes, even for areas that are difficult to access
- Precision-ground for exact cutting applications with minimum effort
- Mirror-polished and oiled metal surfaces
- Additional inductive hardened cutting for long-term, stable cutting performance

Notes:

Technical data regarding cutting capacity, see phoenixcontact.net/products

Diagonal cutter, with chamfer

Front cutter

Description	Ordering data			Ordering data		
	Type	Order No.	Pcs. / Pkt.	Type	Order No.	Pcs. / Pkt.
Electronic diagonal cutter, round head, with chamfer, with opening spring	MICROFOX-SB	1212489	1			
Electronic diagonal cutter, tapered head, angled (21°), without chamfer, with opening spring	MICROFOX-SP	1212488	1			
Electronic diagonal cutter, tapered head, without chamfer, with opening spring, non-reflective phosphate-treated surface, punched version	MICROFOX-SP-1	1212487	1			
Electronic front cutter, without chamfer, with opening spring				MICROFOX-E	1212494	1
Electronic front cutter, 20° angle, without chamfer, with opening spring				MICROFOX-EO	1212495	1

MICROFOX electronic pliers

- Ergonomically designed two-component grip for fatigue-proof and non-slip use
- Opening spring for uniform, smooth opening
- Through-connected joint for permanent stability and optimum distribution of force
- Smooth grip to prevent damage to components when gripping and bending

Needle-nose pliers

Flat/round-nose pliers

Description	Ordering data			Ordering data		
	Type	Order No.	Pcs. / Pkt.	Type	Order No.	Pcs. / Pkt.
Electronic needle-nose pliers, smooth grip, with opening spring	MICROFOX-P	1212491	1			
Electronic needle-nose pliers, 45° angle, smooth grip, with opening spring	MICROFOX-PC	1212492	1			
Electronic flat-nose pliers, smooth grip, with opening spring				MICROFOX-F	1212493	1
Electronic round-nose pliers, smooth grip, with opening spring				MICROFOX-R	1212490	1

MICROFOX ESD electronics pliers

- Mirror-polished and phosphate-treated metal surfaces for optimum corrosion protection and no glare when working
- Various head shapes, even for areas that are difficult to access
- Screwed precision-joint
- Precision-ground for exact cutting applications

Notes:
Technical data regarding cutting capacity, see phoenixcontact.net/products

ESD

ESD

Description	Ordering data			Ordering data		
	Type	Order No.	Pcs. / Pkt.	Type	Order No.	Pcs. / Pkt.
ESD electronic diagonal cutter, round head, without chamfer, with opening spring	MICROFOX-S ESD	1212480	1			
ESD electronic front cutter, without chamfer, with opening spring				MICROFOX-E ESD	1212485	1

MICROFOX ESD electronic pliers

- Special conductive, ESD-compliant plastics according to, for example: DIN EN 61340-5
- Ergonomically designed two-component handles for fatigue-proof and non-slip use
- Opening spring for uniform, smooth opening
- Smooth grip to prevent damage to components when gripping and bending

ESD

ESD

Description	Ordering data			Ordering data		
	Type	Order No.	Pcs. / Pkt.	Type	Order No.	Pcs. / Pkt.
ESD electronic needle-nose pliers, smooth grip, with opening spring	MICROFOX-P ESD	1212482	1			
ESD electronic needle-nose pliers, 45° angle, smooth grip, with opening spring	MICROFOX-PC ESD	1212483	1			
ESD electronic flat-nose pliers, smooth grip, with opening spring				MICROFOX-F ESD	1212484	1
ESD electronic round-nose pliers, smooth grip, with opening spring				MICROFOX-R ESD	1212481	1

WIREFOX stripping tools

- Ergonomically shaped pliers
- WIREFOX ... stripping pliers feature an automatic adjustment mechanism for a wide range of different types of insulation and conductor sizes
- Practical integrated wire cutter
- Flexible, adjustable conductor limit stop
- The blade cartridges can be replaced quickly and easily and can be combined with one another

0.08 - 2.5 mm² conductor cross section

Conductor cross section of 0.1 - 4 mm² for special conductors

		Technical data	Technical data
Conductor/cable stripping range			
Conductor / cable	[mm²] / AWG	0.08 - 2.5 / 28 - 12	0.1 - 4 / 28 - 12
Stripping length up to ...	[mm]	15	18
Wire cutter solid // stranded	[mm²] / AWG	2.5 / 14 // 6 / 10	1.5 / 16 // 10 / 8

		Ordering data			Ordering data		
Description	Color	Type	Order No.	Pcs. / Pkt.	Type	Order No.	Pcs. / Pkt.
Stripping tool, angled design, for cables and conductors with a cross section of 0.08 mm – 2.5 mm², self-adjusting, stripping length of up to 15 mm, cutting capacity: solid up to 2.5 mm², stranded up to 6 mm²	black	**WIREFOX 2,5**	**1212368**	1			
Stripping tool, angled shape, for cables and conductors (specifically also intended for rubber and other kinds of special insulation) from 0.1 mm – 4 mm², self-adjusting, stripping length of up to 18 mm, cutting capacity: solid up to 1.5 mm², stranded up to 10 mm²	Black/green				**WIREFOX-E 4**	**1212704**	1
Stripping tool, angled shape, for cables and conductors (specifically also intended for short-circuit-proof cables) from 1.5 mm – 6 mm², self-adjusting, stripping length of up to 18 mm, cutting capacity: solid up to 1.5 mm², stranded up to 10 mm²	Black/green						
Stripping tool, angled design, for cables and conductors from 0.02 mm – 10 mm², self-adjusting, stripping length of up to 18 mm, cutting capacity: solid up to 1.5 mm², stranded up to 10 mm²	Black/green						
Stripping tool, angled design, for cables and conductors from 4 mm – 16 mm², self-adjusting, stripping length of up to 18 mm, cutting capacity: solid up to 1.5 mm², stranded up to 10 mm²	Black/green						

	Accessories			Accessories		
Replacement blade cartridge	**WIREFOX 2,5/SB**	**1212369**	1	**WIREFOX 4/SB**	**1212151**	1
Spare limit stop	**WIREFOX 2,5/WS**	**1212370**	1			

Conductor cross section of 1.5 - 6 mm² for short-circuit-proof cables

0.02 - 10 mm² conductor cross section

4 - 16 mm² conductor cross section

Technical data

1.5 - 6 / 16 - 8
18
1.5 / 16 // 10 / 8

Ordering data

Type	Order No.	Pcs. / Pkt.
WIREFOX-E 6SC	1212705	1

Accessories

WIREFOX 6SC/SB	1212314	1

Technical data

0.02 - 10 / 34 - 8
18
1.5 / 16 // 10 / 8

Ordering data

Type	Order No.	Pcs. / Pkt.
WIREFOX-E 10	1212706	1

Accessories

WIREFOX 10/SB	1212152	1

Technical data

4 - 16 / 12 - 5
18
1.5 / 16 // 10 / 8

Ordering data

Type	Order No.	Pcs. / Pkt.
WIREFOX-E 16	1212707	1

Accessories

WIREFOX 16/SB	1212153	1

WIREFOX stripping tools

Conductor cross section 0.1 - 4 mm² for special conductors

- Ergonomically shaped pliers
- Anti-slip handle design provides a safe and comfortable grip
- WIREFOX ... stripping pliers feature an automatic adjustment mechanism for a wide range of different types of insulation and conductor sizes
- Practical integrated wire cutter
- Highly adjustable limit stop for the stripping length
- The blade cartridges can be replaced quickly and easily and can be combined with one another

Technical data

Conductor/cable stripping range		
Conductor / cable	[mm²] / AWG	0.1 - 4 / 28 - 12
Stripping length up to ...	[mm]	18
Wire cutter solid // stranded	[mm²] / AWG	1.5 / 16 // 10 / 8

Ordering data

Description	Color	Type	Order No.	Pcs. / Pkt.
Stripping tool, for cables and conductors (specifically also intended for rubber and other kinds of special insulation) with a cross section of 0.1 – 4 mm², self-adjusting, stripping length of up to 18 mm, cutting capacity: solid up to 1.5 mm², stranded up to 10 mm²	Black/green	**WIREFOX 4**	**1212156**	1
Stripping tool, for lines and conductors (specially for short-circuit-proof lines) of 1.5 - 6 mm², self-adjusting, stripping length of up to 18 mm, cutting capacity: solid up to 1.5 mm², stranded up to 10 mm²	Black/green			
Stripping tool, for 0.02 - 10 mm² cables and conductors, self-adjusting, stripping length up to 18 mm, cutting capacity: solid up to 1.5 mm², stranded up to 10 mm²	Black/green			
Stripping tool, for wires and conductors of 4 - 16 mm², self-aligned, stripping length up to 18 mm, cutting capacity: Solid up to 1.5 mm², stranded up to 10 mm²	Black/green			

Accessories

Replacement blade cartridge	**WIREFOX 4/SB**	**1212151**	1

Conductor cross section of 1.5 - 6 mm² for short-circuit-proof cables

EAC

Technical data
1.5 - 6 / 16 - 8
18
1.5 / 16 // 10 / 8

Ordering data		
Type	Order No.	Pcs. / Pkt.
WIREFOX 6SC	1212158	1

Accessories		
WIREFOX 6SC/SB	1212314	1

0.02 - 10 mm² conductor cross section

EAC

Technical data
0.02 - 10 / 34 - 8
18
1.5 / 16 // 10 / 8

Ordering data		
Type	Order No.	Pcs. / Pkt.
WIREFOX 10	1212150	1

Accessories		
WIREFOX 10/SB	1212152	1

4 - 16 mm² conductor cross section

EAC

Technical data
4 - 16 / 12 - 5
18
1.5 / 16 // 10 / 8

Ordering data		
Type	Order No.	Pcs. / Pkt.
WIREFOX 16	1212155	1

Accessories		
WIREFOX 16/SB	1212153	1

WIREFOX stripping tools

- WIREFOX ... stripping pliers feature an automatic adjustment mechanism for a wide range of different types of insulation and conductor sizes
- Special blade geometries for various applications
- Precise and clean stripping results
- Any stripping lengths possible, thanks to the special design of the pliers

For sensor/actuator cables (SAC cables)

For both shielded and unshielded cables

		Technical data			**Technical data**		
Conductor/cable stripping range							
Conductor / cable	[mm²] / AWG	6 - 16 / 10 - 5			- / -		
		Ordering data			**Ordering data**		
Description	Color	**Type**	**Order No.**	Pcs. / Pkt.	**Type**	**Order No.**	Pcs. / Pkt.
Stripping pliers, for cables and conductors with a cross section of 6 – 16 mm², self-adjusting, any stripping length, also suitable for sensor/actuator cables	black	**WIREFOX 16-1**	**1212157**	1			
Stripping pliers, for halogen-free sensor/actuator cables (SAC cables), with PUR and PVC insulation, for diameters from 4.4 mm to 7 mm, any stripping length	black	**WIREFOX SAC**	**1212623**	1			
Stripping pliers, for halogen-free sensor/actuator cables (SAC cables), with PUR and PVC insulation, from 3.2 mm to 4.4 mm diameter, any stripping length	black	**WIREFOX SAC-1**	**1212757**	1			
Stripping pliers, for removing jackets from cables for cable cutouts, cable tap-offs, and shield connections with a diameter of 8 - 9 mm, insulation thickness of up to 1.2 mm, stripping lengths of 20 mm and above	black				**WIREFOX-D SHIELD**	**1212172**	1
Stripping pliers, for 0.75 - 2.5 mm² flat cables up to 15 mm wide, any stripping length	black						
Stripping pliers, for AS interface flat wires, any desired stripping length	black						
Stripping pliers, for stripping conductors with a cross section of up to 10 mm², VDE-tested	black						
Multifunction stripping tool, for removing the jacket from cables with a diameter of 8 to 13 mm, for stripping cables with a cross section of 0.2 to 10 mm², with full-fledged diagonal cutter, VDE 1000 V AC/1500 V DC tested	black						
		Accessories			**Accessories**		
Spare knife		**WIREFOX 16-1/SB**	**1204944**	1			

For flat cables

Conductor cross section of 0.2 - 10 mm² (VDE)

Multifunctional tool

EAC

Technical data
0.75 - 2.5 / 18 - 12

Ordering data		
Type	Order No.	Pcs. / Pkt.
WIREFOX FC	1212619	1
WIREFOX ASI	1212154	1

Accessories		
WIREFOX ASI/SB	1208076	1

EAC

Technical data
0.2 - 10 / 24 - 8

Ordering data		
Type	Order No.	Pcs. / Pkt.
WIREFOX 10 VDE	1212366	1

Accessories		

EAC

Technical data
0.2 - 10 / 24 - 8

Ordering data		
Type	Order No.	Pcs. / Pkt.
WIREFOX-MP VDE	1212528	1

Accessories		

WIREFOX stripping tools

Conductor diameter of 2.5 - 11 mm

- Large selection of precision stripping tools
- The right tool for every application
- Possible to strip conductors and cables with all kinds of insulation up to a diameter of 40 mm
- The blades are precision-ground and are designed for long-term stable use
- Quick, easy, and reliable to use

EAC

Ordering data

Description	Color	Type	Order No.	Pcs. / Pkt.
Stripping tool, for stripping multicore signal, control and fiberglass wires of 2.5 – 11-mm–Ø, insulation thickness up to 1 mm	black	**WIREFOX-D 11**	**1212160**	1
Stripping tool, for stripping installation wires with 8 - 13 mm–Ø, for example, NYM 3x1.5 mm² to NYM 5x2.5 mm², single-wire stripping, 0.2 - 4 mm², with blade for lateral cutting and extendable knife	black			
Stripping tool, for stripping wires (especially fiber optics wires) of 4 – 16–mm–Ø	black			
Stripping tool, for stripping wires of 8 – 28–mm–Ø	black			
Stripping tool, for stripping conductors of 4.5 – 40–mm–Ø, insulation strength up to 4.5 mm, swiveling knife for round, longitudinal and spiral cuts	black			

Accessories

Spare knife		**WIREFOX-D 11/SB**	**1212312**	1

Conductor diameter of 8 - 13 mm

Conductor diameter of 4.5 - 40 mm

EAC

Ordering data		
Type	Order No.	Pcs. / Pkt.
WIREFOX-D 13	1212162	1
Accessories		

EAC

Ordering data		
Type	Order No.	Pcs. / Pkt.
WIREFOX-D 16	1212173	1
WIREFOX-D 28	1212174	1
WIREFOX-D 40	1212161	1
Accessories		
WIREFOX-D 40/SB	1212313	1

WIREFOX stripping tools

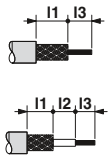

For coaxial cables, conductor diameter of 2.5 - 7.6 mm

- Large selection of precision stripping tools
- The right tool for every application
- Possible to strip conductors and cables with all kinds of insulation up to a diameter of 40 mm
- Easy to use
- Use of high-quality components for durability

Ordering data

Description	Color	Type	Order No.	Pcs. / Pkt.
Stripping tool, for coaxial cables from 2.5 – 7.6 mm Ø, l3 = variable				
2-stage, setting dimension l1 = 6.0 mm	black	**WIREFOX-D CX-1**	**1212163**	1
2-stage, setting dimension l1 = 9.2 mm	black	**WIREFOX-D CX-2**	**1212164**	1
2-stage, setting dimension 1 = 12 mm	black	**WIREFOX-D CX-3**	**1212165**	1
2-stage, setting dimension l1 = 6.8 mm	black	**WIREFOX-D CX-4**	**1212166**	1
3-stage, setting dimension l1 = 5.5 mm, l2 = 5.5 mm	black	**WIREFOX-D CX-5**	**1212167**	1
3-stage, strip-off dimension l1 = 8.3 mm, l2 = 2.7 mm	black	**WIREFOX-D CX-6**	**1212168**	1
3-stage, setting dimension l1 = 6.0 mm, l2 = 6.0 mm	black	**WIREFOX-D CX-7**	**1212169**	1
3-stage, strip-off dimension l1 = 6.8 mm, l2 = 2.5 mm	black	**WIREFOX-D CX-8**	**1212170**	1
3-stage, strip-off dimension l1 = 7.5 mm, l2 = 3.5 mm	black	**WIREFOX-D CX-9**	**1212171**	1
Stripping tool, for standard 2.5, 4, and 6 mm² solar cables, with 15 mm length stop, for SUNCLIX field connectors	black			
Stripping tool, for 2.5 - 6 mm² solar cables, 8.5 mm stripping length, for MC3, MC4 and SOLARLOK contacts	black			
Stripping tool, for CATV type F, stripping length: 6.35 mm	black			

Accessories

Spare knife	**WIREFOX-D CX-1/SB**	**1212303**	1
	WIREFOX-D CX-2/SB	**1212304**	1
	WIREFOX-D CX-3/SB	**1212305**	1
	WIREFOX-D CX-4/SB	**1212306**	1
	WIREFOX-D CX-5/SB	**1212307**	1
	WIREFOX-D CX-6/SB	**1212308**	1
	WIREFOX-D CX-7/SB	**1212309**	1
	WIREFOX-D CX-8/SB	**1212310**	1
	WIREFOX-D CX-9/SB	**1212311**	1

For solar cables, conductor cross section of 2.5 - 6 mm²

new

For coaxial cables, RG 59 and RG 6

EAC

Ordering data		
Type	Order No.	Pcs. / Pkt.
WIREFOX-D SR 6-1	1212511	1
WIREFOX-D SR 6	1212507	1
Accessories		

Ordering data		
Type	Order No.	Pcs. / Pkt.
WIREFOX-D CX 6,35	1212733	1
Accessories		

CRIMPHANDY, portable hand-held machine, for a 1.0 mm² conductor cross section

The product innovation for switchgear manufacturing – the Crimphandy. You can strip and crimp your conductors in under two seconds using this portable hand-held device – in 75% less time than before.

- The Crimphandy impresses with its easy, effortless handling, which helps protect your joints and tendons
- The compact lightweight tool is ideal for mobile use in the field. Up to 2000 crimping operations can be performed, thanks to the high-performance lithium-ion polymer battery
- Automatic cross section monitoring prevents faulty crimping as a result of incorrect conductor sizes
- The attachable waste receptacle catches the discarded insulation and thereby helps to ensure a clean working environment

Notes:

An application video can be found in the download area for the relevant product on our website at phoenixcontact.net/products.

1.0 mm² conductor cross section

Technical data

Dimensions				
	[mm]	Width	Length	Height
		43	**205**	**70**
General data				
Weight	[kg]	0.43		
Conductor	[mm²] / AWG	- 1 / -		
Working cycle	[s]	< 2		
Compression		Square crimp		

Ordering data

Description	Type	Order No.	Pcs. / Pkt.
Portable hand-held machine, battery-powered, for ferrules, 1.0 mm², incl. battery and charger, 100 -240 V, in a robust case			
For standard PVC conductors (class 5)	**CF CRIMPHANDY 1,0**	**1212465**	1

Accessories

Reel ferrules, 1.0 mm², 8 mm, with plastic sleeve, according to DIN 46228-4, 50 pieces per strip, 20 strips per unit pack			
Red, according to DIN 46228-4 and NF C 63-023: 1994-02	**AI 1,0-8 RD-S**	**1212523**	1000
Yellow, special color, according to DIN 46228-4 and NF C 63-023: 1994-02	**AI 1,0-8 YE-S**	**1212782**	1000
Replacement battery, for CF Crimphandy..., Li-ion 7.4 V, 0.68 Ah	**CF CRIMPHANDY/ACCU**	**1212518**	1
Replacement charger, for CF CRIMPHANDY..., 100 - 240 V AC	**CF CRIMPHANDY/CHARGER**	**1212519**	1
Receptacle tray for CF-CRIMPHANDY	**CF CRIMPHANDY/COVER**	**1212709**	1
Replacement service tool, for CF-CRIMPHANDY 1.0	**CF CRIMPHANDY 1,0/SERVICE-TOOL**	**1212759**	1

CRIMPHANDY, portable hand-held machine, for a 1.5 mm² conductor cross section

The product innovation for switchgear manufacturing – the Crimphandy. You can strip and crimp your conductors in under two seconds using this portable hand-held device – in 75% less time than before.

- Ferrules are automatically fed in, in strip form, via the integrated magazine, enabling multiple conductors to be crimped one after another without interruption
- The sleeves can be reloaded within a matter of seconds. The special sleeves with function end prevent incorrect insertion

The square crimp mold is ideal for the terminal blocks from the CLIPLINE complete system

- UT... screw connection terminal blocks
- ST... spring-cage connection terminal blocks
- PT... push-in connection terminal blocks
- COMBI plug-in connection solutions

Notes:

An application video can be found in the download area for the relevant product on our website at phoenixcontact.net/products.

1.5 mm² conductor cross section

Technical data

Dimensions				
	[mm]	Width **43**	Length **205**	Height **70**
General data				
Weight	[kg]	0.43		
Conductor	[mm²] / AWG	- 1.5 / -		
Working cycle	[s]	< 2		
Compression		Square crimp		

Ordering data

Description	Type	Order No.	Pcs. / Pkt.
Portable hand-held machine, battery-powered, for ferrules, 1.5 mm², incl. battery and charger, 100 - 240 V, in a robust case			
For standard PVC conductors (class 5)	**CF CRIMPHANDY 1,5**	**1212466**	1

Accessories

Reel ferrules, 1.5 mm², 8 mm, with plastic sleeve, according to DIN 46228-4, 50 pieces per strip, 20 strips per unit pack			
Black, according to DIN 46228-4 and NF C 63-023: 1994-02	**AI 1,5-8 BK-S**	**1212524**	1000
Red, special color, according to DIN 46228-4 and NF C 63-023: 1994-02	**AI 1,5-8 RD-S**	**1212781**	1000
Replacement battery, for CF Crimphandy..., Li-ion 7.4 V, 0.68 Ah	**CF CRIMPHANDY/ACCU**	**1212518**	1
Replacement charger, for CF CRIMPHANDY..., 100 - 240 V AC	**CF CRIMPHANDY/CHARGER**	**1212519**	1
Receptacle tray for CF-CRIMPHANDY	**CF CRIMPHANDY/COVER**	**1212709**	1
Service tool, for CF-CRIMPHANDY 1,5, for rectifying malfunctions	**CF CRIMPHANDY 1,5/SERVICE-TOOL**	**1212708**	1

CRIMPFOX 4 IN 1 multi-functional crimping pliers

– The multi-functional CRIMPFOX 4 IN 1 crimping pliers are used to process taped ferrules according to DIN 46228-4
– 4 functions combined in a single tool: cutting, stripping, twisting, and crimping
– An effective handling process enables all steps to be performed without putting the tool down

– Fitted with a releasing pressure lock, the pliers provide consistently high-quality crimping and are therefore ideal for industrial use

Application range	
Conductor	[mm²] / AWG
Compression	

Description
Tool for processing ferrules with cutting, stripping, twisting, and crimping unit, with one magazine
Tool for processing ferrules with cutting, stripping, twisting, and crimping unit, with three magazines, including one strip each of ferrules from 0.5 mm² - 2.5 mm², packaged in a robust plastic case
Taped ferrules, 0.5 mm², sleeve length: 8 mm, with plastic collar, according to DIN 46228-4, white, for processing with the CRIMPFOX 4 IN 1, 10 strips each with 50 sleeves per strip
10 strips each with 40 sleeves per strip — blue
Ferrule magazine for CRIMPFOX 4 IN 1, for ferrules with insulating collars from 0.5 - 2.5 mm with a length of 8 mm

– The robust stripping unit with its special blade geometry provides permanently consistent stripping results
– Length and cross section settings are not necessary
– In order to re-establish the twist which is lost during the stripping process, a twisting system is included

– The cross section can be conveniently changed in a matter of seconds by replacing the magazine which is loaded with taped product

new

Multi-functional ferrule crimping pliers

new



Conductor cross section of 0.5 - 2.5 mm²

Technical data

0.5 - 2.5 / 20 - 14	- / -
Indent crimp	-

Ordering data

Type	Order No.	Pcs. / Pkt.
CRIMPFOX 4 IN 1	1200101	1
CRIMPFOX 4 IN 1 SET	1200102	1

Accessories

CRIMPFOX 4 IN 1/MAG	1200103	1

Technical data

Ordering data

Type	Order No.	Pcs. / Pkt.
AI 0,5-8 WH S1	1200104	500
AI 0,75-8 GY S1	1200105	500
AI 1,0-8 RD S1	1200106	500
AI 1,5-8 BK S1	1200107	500
AI 2,5-8 BU S1	1200108	400

Accessories

CRIMPFOX crimping pliers for ferrules

0.25 - 2.5 mm² conductor cross section

- Extensive range of crimping pliers
- All ferrules can be optimally crimped with a minimum amount of effort even in the case of large conductor cross sections
- Consistently high crimping quality thanks to the integrated pressure lock
- Marked die stations for precise processing of corresponding cross sections

Technical data

Application range		
Conductor	[mm²] / AWG	0.25 - 2.5 / 24 - 12
Compression		Trapezoidal crimp

Ordering data

Description	Type	Order No.	Pcs. / Pkt.
Crimping pliers, compact pliers, for ferrules according to DIN 46228-1 and DIN 46228-4, unlockable pressure lock, lateral entry	**CRIMPFOX 2,5-M**	**1212719**	1
Crimping pliers, for ferrules as per DIN 46228-1 and DIN 46228-4, five marked die stations, pressure lock can be released, lateral entry			
Crimping pliers, compact pliers, for ferrules according to DIN 46228-1 and DIN 46228-4, unlockable pressure lock, lateral entry			
Crimping pliers, compact pliers, for ferrules according to DIN 46228-1 and DIN 46228-4, unlockable pressure lock, lateral entry			

Accessories

Replacement die			
Replacement recuperating spring	**CRIMPFOX/ SPR-1**	**1212069**	1

Conductor cross section of 0.25 - 6 mm²

0.25 - 6 mm² conductor cross section

4 - 10 mm² conductor cross section

EAC

Technical data
0.25 - 6 / 24 - 10 Trapezoidal crimp

Ordering data		
Type	Order No.	Pcs. / Pkt.
CRIMPFOX 6	1212034	1
Accessories		
CRIMPFOX 6/DIE	1212035	1
CRIMPFOX/ SPR-3	1212036	1

Technical data
0.25 - 6 / 24 - 10 Trapezoidal crimp

Ordering data		
Type	Order No.	Pcs. / Pkt.
CRIMPFOX 6-M	1212720	1
Accessories		
CRIMPFOX/ SPR-1	1212069	1

Technical data
4 - 10 / 12 - 8 Trapezoidal crimp

Ordering data		
Type	Order No.	Pcs. / Pkt.
CRIMPFOX 10	1212721	1
Accessories		
CRIMPFOX/ SPR-1	1212069	1

CRIMPFOX crimping pliers for ferrules

- Extensive range of crimping pliers
- All ferrules can be optimally crimped with a minimum amount of effort even in the case of large conductor cross sections
- Consistently high crimping quality, thanks to the integrated pressure lock

CRIMPFOX 6T-F

- Self-adjusting die automatically adapts to the connector size
- Bound to impress, thanks to the quick and reliable contact processing method
- Ergonomically designed handles ensure an optimum grip and help avoid fatigue when working

Conductor cross section of 0.25 - 6 mm²

EAC

Technical data

Application range		
Conductor	[mm²] / AWG	0.25 - 6 / 24 - 10
Compression		Trapezoidal crimp

Ordering data

Description	Type	Order No.	Pcs. / Pkt.
Crimping pliers, for ferrules as per DIN 46228-1 and DIN 46228-4, self-adjusting die, pressure lock can be released, lateral entry	CRIMPFOX 6T	1212037	1
Crimping pliers, for ferrules as per DIN 46228-1 and DIN 46228-4, self-adjusting die, pressure lock can be released, front entry			
Crimping pliers, for ferrules as per DIN 46228-1 and DIN 46228-4, self-adjusting die, pressure lock can be released, front entry			

Accessories

Replacement recuperating spring	CRIMPFOX/ SPR-1	1212069	1

Conductor cross section of 0.25 - 6 mm²

Conductor cross section of 0.5 - 6 mm²

EAC

Technical data

0.25 - 6 / 24 - 10
Trapezoidal crimp

Ordering data

Type	Order No.	Pcs. / Pkt.
CRIMPFOX 6T-F	1212038	1

Accessories

CRIMPFOX/ SPR-1	1212069	1

EAC

Technical data

0.5 - 6 / 20 - 10
Square crimp

Ordering data

Type	Order No.	Pcs. / Pkt.
CRIMPFOX 6S-F	1212043	1

Accessories

CRIMPFOX/ SPR-3	1212036	1

CRIMPFOX crimping pliers for ferrules

- These compact crimping pliers have been designed to reduce effort when working
- Self-adjusting die automatically adapts to the connector size

Notes:

For corresponding ferrules, see from page 444.

Conductor cross section of 0.14 - 10 mm²

Conductor cross section of 0.14 - 6 mm²

	Technical data	Technical data
Application range		
Conductor [mm²] / AWG	0.14 - 10 / 25 - 7	0.14 - 6 / 25 - 10
Compression	Square crimp	HEX crimp

	Ordering data			Ordering data		
Description	**Type**	**Order No.**	Pcs. / Pkt.	**Type**	**Order No.**	Pcs. / Pkt.
Crimping pliers, for ferrules as per DIN 46228, 0.14 – 10 mm², pressure lock can be released, lateral entry	**CRIMPFOX 10S**	**1212045**	1			
Crimping pliers, for ferrules as per DIN 46228, 0,14 – 6 mm², pressure lock can be released, lateral entry				**CRIMPFOX 6H**	**1212046**	1
	Accessories			**Accessories**		
Replacement recuperating spring	**CRIMPFOX/SPR-2**	**1212047**	1	**CRIMPFOX/SPR-2**	**1212047**	1

CRIMPFOX crimping pliers for ferrules

- These crimping pliers can be used to process ferrules measuring up to 50 mm²
- Ergonomically designed handles ensure an optimum grip and reduce the amount of force required by 25 percent

Notes:

For corresponding ferrules, see from page 444.

Conductor cross section of 10 - 25 mm²

Conductor cross section of 35 - 50 mm²

	Technical data	Technical data
Application range		
Conductor [mm²] / AWG	10 - 25 / 8 - 4	35 - 50 / 2 - 1
Compression	WM crimp	WM crimp

	Ordering data			Ordering data		
Description	Type	Order No.	Pcs. / Pkt.	Type	Order No.	Pcs. / Pkt.
Crimping pliers, for ferrules as per DIN 46228-1 and DIN 46228-4, three marked die stations, pressure lock can be released, lateral entry	CRIMPFOX 25R	1212039	1			
Crimping pliers, for ferrules as per DIN 46228-1 and DIN 46228-4, two marked die stations, pressure lock can be released, lateral entry				CRIMPFOX 50R	1212041	1

	Accessories			Accessories		
Replacement die	CRIMPFOX 25R/DIE	1212040	1	CRIMPFOX 50R/DIE	1212042	1
Replacement recuperating spring	CRIMPFOX/ SPR-1	1212069	1	CRIMPFOX/ SPR-1	1212069	1

CRIMPFOX crimping pliers for cable lugs and connectors

- Consistently high crimping quality, thanks to the pressure lock. It is released as soon as the required crimping pressure is reached, therefore ensuring sufficient pressure is applied
- The color coded dies clearly indicate the cross section

Notes:

Suitable ferrules, cable lugs and flat connectors have been documented, see from page 444.

For replacement dies and retaining springs, go to the product area on the website at phoenixcontact.net/products.

Conductor cross section of 0.14 - 1 mm²

Conductor cross section of 0.5 - 2.5 mm²

	Technical data	Technical data
Application range		
Conductor [mm²] / AWG	0.14 - 1 / 26 - 18	0.5 - 2.5 / 20 - 14
Compression	Oval crimp	Oval crimp

Description	Ordering data: Type	Order No.	Pcs. / Pkt.	Ordering data: Type	Order No.	Pcs. / Pkt.
Crimping pliers, for insulated cable lugs (light green, red), three marked die stations, pressure lock can be released, lateral entry	**CRIMPFOX-RCI 1**	**1212055**	1			
Crimping pliers, compact pliers, for insulated cable lugs (light green, red), three marked die stations, unlockable pressure lock, lateral entry	**CRIMPFOX-RCI 1-M**	**1212727**	1			
Crimping pliers, for insulated cable lugs (red, blue), two marked die stations, pressure lock can be released, lateral entry				**CRIMPFOX-RCI 2,5**	**1212053**	1
Crimping pliers, compact pliers, for insulated cable lugs (red, blue), two marked die stations, unlockable cable lug, lateral entry				**CRIMPFOX-RCI 2,5-M**	**1212728**	1
Crimping pliers, for insulated cable lugs symmetric (red, blue, yellow), three marked die stations, pressure lock can be released, lateral entry						
Crimping pliers, compact pliers, for symmetrical insulated cable lugs (red, blue, yellow), three marked die stations, unlockable pressure lock, lateral entry						
Crimping pliers, compact pliers, for symmetrical insulated DIN cable lugs (red, blue, yellow), three marked die stations, unlockable pressure lock, lateral entry black						
Crimping pliers, for insulated cable lugs asymmetric (red, blue, yellow), three marked die stations, pressure lock can be released, lateral entry black						
Crimping pliers, compact pliers, for fully insulated shrink connectors (red, blue, yellow), three marked die stations, unlockable pressure lock, lateral entry black						

Conductor cross section of 0.5 - 6 mm²

Conductor cross section of 0.5 - 6 mm²

Conductor cross section of 0.5 - 6 mm²

EAC

Technical data
0.5 - 6 / 20 - 10 Oval crimp

Ordering data		
Type	Order No.	Pcs. / Pkt.
CRIMPFOX-RCI 6	1212057	1
CRIMPFOX-RCI 6-M	1212730	1
CRIMPFOX-RCI DIN 6	1212729	1

EAC

Technical data
0.5 - 6 / 20 - 10 Oval crimp

Ordering data		
Type	Order No.	Pcs. / Pkt.
CRIMPFOX-RCI 6-1	1212059	1

Technical data
0.5 - 6 / 20 - 10 Oval crimp

Ordering data		
Type	Order No.	Pcs. / Pkt.
CRIMPFOX-HS 6	1212722	1

CRIMPFOX crimping pliers for non-insulated cable lugs

- For processing non-insulated cable lugs
- Compact and lightweight design
- Unlockable pressure lock
- Marked die stations for precise processing of the relevant cross sections

Notes:
Suitable ferrules, cable lugs and flat connectors have been documented, see from page 444.
For replacement dies and retaining springs, visit phoenixcontact.net/products

Conductor cross section of 0.35 - 2.5 mm²

Conductor cross section of 0.5 - 6 mm²

	Technical data	Technical data
Application range		
Conductor [mm²] / AWG	0.35 - 2.5 / 22 - 14	0.5 - 6 / 20 - 10
Compression	Indent crimp	Indent crimp

Description	Ordering data: Type	Order No.	Pcs. / Pkt.	Ordering data: Type	Order No.	Pcs. / Pkt.
Crimping pliers, for non-insulated cable lugs, three marked die stations, pressure lock can be released, lateral entry	**CRIMPFOX-RC 2,5**	**1212063**	1			
Crimping pliers, compact pliers, for uninsulated cable lugs, three marked die stations, unlockable pressure lock, lateral entry	**CRIMPFOX-RC 2,5-M**	**1212723**	1			
Crimping pliers, compact pliers, for uninsulated cable lugs, two marked die stations, unlockable pressure lock, lateral entry				**CRIMPFOX-RC 6-M**	**1212724**	1
Crimping pliers, for uninsulated cable lugs, two marked die stations, unlockable pressure lock, lateral entry						
Crimping pliers, for uninsulated cable lugs, three marked die stations, unlockable pressure lock, lateral entry						

Conductor cross section of 0.5 - 6 mm²

Conductor cross section of 4 - 10 mm²

Conductor cross section of 10 - 25 mm²

EAC

Technical data
0.5 - 6 / 20 - 10 Indent crimp

Ordering data		
Type	Order No.	Pcs. / Pkt.
CRIMPFOX-RC 6	1212710	1

EAC

Technical data
4 - 10 / 12 - 8 Indent crimp

Ordering data		
Type	Order No.	Pcs. / Pkt.
CRIMPFOX-RC 10	1212061	1

EAC

Technical data
10 - 25 / 8 - 4 Indent crimp

Ordering data		
Type	Order No.	Pcs. / Pkt.
CRIMPFOX-RC 25	1212065	1

CRIMPFOX crimping pliers for uninsulated tube lugs

– For processing uninsulated tube lugs
– Consistently high crimping quality, thanks to the integrated pressure lock

4 - 16 mm² conductor cross section

10 - 70 mm² conductor cross section

	Technical data	Technical data
Application range		
Conductor [mm²] / AWG	4 - 16 / 4 - 12	10 - 70 / 8 - 00
Compression	Indent crimp	Indent crimp

	Ordering data			Ordering data		
Description	**Type**	**Order No.**	Pcs. / Pkt.	**Type**	**Order No.**	Pcs. / Pkt.
Crimping pliers, for standard, uninsulated tube lugs, three marked die stations	**CRIMPFOX-RCT 16-1**	**1212731**	1			
Crimping pliers, for standard, uninsulated tube lugs, three marked die stations, unlockable pressure lock, lateral entry, 10 - 25 mm² conductor cross section, crimping: HEX crimp				**CRIMPFOX-RCT 25-1**	**1212066**	1
Crimping pliers, for standard, uninsulated tube lugs, with rotatable die, 5 stations, 10 - 70 mm² conductor cross section				**CRIMPFOX-RCT 70-1**	**1212732**	1

CRIMPFOX basic pliers, for accommodating various crimp inserts

- Universal crimping pliers up to 120 mm²
- Wide variety of available dies
- Easily foldable jaw holders mean that the dies can be changed quickly
- A mechanical drive system keeps the level of force required to an absolute minimum

Notes:

Suitable ferrules, cable lugs and flat connectors have been documented, see from page 444.

For more dies, see phoenixcontact.net/products.

For dies up to 50 mm²

For dies up to 120 mm²

Description	Ordering data: Type	Order No.	Pcs. / Pkt.	Ordering data: Type	Order No.	Pcs. / Pkt.
Basic pliers, with ratchet function, for accommodating dies for various contacts						
Up to 50 mm²	CRIMPFOX-C50	1212340	1			
Two-hand operation of up to 120 mm²				CRIMPFOX-C120	1212318	1
	Accessories			**Accessories**		
Upper part of die, for ferrules 50 mm², 70 mm², trapezoidal crimp						
				CRIMPFOX-C120 AI 70/M-DIE	1212335	1
For 95 mm²				CRIMPFOX-C120 AI 95/M-DIE	1212336	1
Lower part of die, for ferrules 50 mm², trapezoidal crimp				CRIMPFOX-C120 AI 50/F-DIE	1212337	1
For 70 mm²				CRIMPFOX-C120 AI 70/F-DIE	1212338	1
For 95 mm²				CRIMPFOX-C120 AI 95/F-DIE	1212339	1
Die (pair), for ferrules 120 mm², trapezoid crimp				CRIMPFOX-C120 AI 120/DIE	1209910	1
Die pair, for insulated cable lugs, 10 mm², oval crimp						
	CRIMPFOX-C50 RCI 10/DIE	1212346	1	CRIMPFOX-C120 RCI 10/DIE	1212327	1
For 16 mm²	CRIMPFOX-C50 RCI 16/DIE	1212347	1	CRIMPFOX-C120 RCI 16/DIE	1212328	1
For 25 mm²	CRIMPFOX-C50 RCI 25/DIE	1212348	1	CRIMPFOX-C120 RCI 25/DIE	1212329	1
For 35 mm²				CRIMPFOX-C120 RCI 35/DIE	1212330	1
Die upper part, for non-isolated cable lugs, (DIN 46234) 6 - 35 mm², indent crimp						
	CRIMPFOX-C50 RC 35/M-DIE	1212343	1			
For 6 - 70 mm²				CRIMPFOX-C120 RC 70/M-DIE	1212331	1
Die lower part, for non-isolated cable lugs, 25 mm², indent crimp	CRIMPFOX-C50 RC 25/F-DIE	1212344	1			
For 35 mm²	CRIMPFOX-C50 RC 35/F-DIE	1212345	1			
For 10, 16, 25, 35 mm²				CRIMPFOX-C120 RC 35/F-DIE	1212332	1
For 6, 50 mm²				CRIMPFOX-C120 RC 50/F-DIE	1212333	1
For 10, 70 mm²				CRIMPFOX-C120 RC 70/F-DIE	1212334	1
Die (pair), for commercially available copper tubular cable lugs, 35 mm², WM crimp						
	CRIMPFOX-C50 RCT 35-1/DIE	1212341	1			
For 16, 35 mm²				CRIMPFOX-C120 RCT 35-1/DIE	1212320	1
For 50 mm²	CRIMPFOX-C50 RCT 50-1/DIE	1212342	1			
For 25, 50 mm²				CRIMPFOX-C120 RCT 50-1/DIE	1212321	1
For 10, 70 mm²				CRIMPFOX-C120 RCT 70-1/DIE	1212319	1
For 95 mm²				CRIMPFOX-C120 RCT 95-1/DIE	1212322	1
For 120 mm²				CRIMPFOX-C120 RCT 120-1/DIE	1212323	1
Pre-round die (pair), for sector cable, 25, 35 mm²						
	CRIMPFOX-C50 R25-35/DIE	1212349	1			
For 35, 50 mm²	CRIMPFOX-C50 R35-50/DIE	1212350	1			
For 50, 70 mm²	CRIMPFOX-C50 R50-70/DIE	1212351	1			
For 25, 50 mm²				CRIMPFOX-C120 R25-50/DIE	1212324	1
For 35, 70 mm²				CRIMPFOX-C120 R35-70/DIE	1212325	1
For 95 mm²				CRIMPFOX-C120 R95/DIE	1212326	1

CRIMPFOX crimping pliers for non-insulated slip-on sleeves

- For processing non-insulated flat connectors and slip on sleeves with a cross section of up to 6 mm²
- Consistently high crimping quality, thanks to the integrated pressure lock
- Marked die stations for precise processing of the relevant cross sections

Notes:

Suitable ferrules, cable lugs and flat connectors have been documented, see from page 444.

Conductor cross section of 0.1 - 1.5 mm²

Conductor cross section of 0.1 - 1.5 mm²

	Technical data	Technical data
Application range		
Conductor [mm²] / AWG	0.1 - 1.5 / 26 - 16	0.1 - 1.5 / 26 - 16
Compression	B crimp	B crimp

	Ordering data			Ordering data		
Description / Color	Type	Order No.	Pcs. / Pkt.	Type	Order No.	Pcs. / Pkt.
Crimping pliers, for 2.8 / 4.8 / 6.3 mm non-insulated slip-on sleeves, three marked die stations, unlockable pressure lock, lateral entry	CRIMPFOX-SC 1,5	1212048	1			
Crimping pliers, compact pliers, for uninsulated slip-on sleeves, 2.8 / 4.8 / 6.3 mm, three marked die stations, unlockable pressure lock, lateral entry				CRIMPFOX-SC 1,5-M	1212725	1
Crimping pliers, for 2.8 / 4.8 / 6.3 mm non-insulated slip-on sleeves, three marked die stations, unlockable pressure lock, lateral entry, black						
Crimping pliers, for 2.8 / 4.8 / 6.3 mm non-insulated slip-on sleeves, three marked die stations, unlockable pressure lock, lateral entry, incl. positioning tool, black						
Crimping pliers, compact pliers, for angled, uninsulated slip-on sleeves, marked die station, unlockable pressure lock, lateral entry						

	Accessories			Accessories		
Replacement die	CRIMPFOX-SC 1,5/DIE	1212049	1			
Replacement recuperating spring	CRIMPFOX/ SPR-3	1212036	1	CRIMPFOX/ SPR-1	1212069	1

Conductor cross section of 0.5 - 6 mm²

Conductor cross section of 0.5 - 6 mm²

For angled slip-on sleeves, 1.0 - 2.5 mm² conductor cross section

EAC

Technical data

0.5 - 6 / 22 - 10
B crimp

Ordering data

Type	Order No.	Pcs. / Pkt.
CRIMPFOX-SC 6	1212050	1

Accessories

CRIMPFOX-SC 6/DIE	1212051	1
CRIMPFOX/ SPR-1	1212069	1

EAC

Technical data

0.5 - 6 / 22 - 10
B crimp

Ordering data

Type	Order No.	Pcs. / Pkt.
CRIMPFOX-SC 6L	1212052	1

Accessories

CRIMPFOX-SC 6/DIE	1212051	1
CRIMPFOX/ SPR-1	1212069	1

Technical data

1 - 2.5 / 18 - 14
B crimp

Ordering data

Type	Order No.	Pcs. / Pkt.
CRIMPFOX-SCA 2,5-M	1212726	1

Accessories

CRIMPFOX/ SPR-1	1212069	1

CRIMPFOX crimping pliers for turned contacts

- Crimping pliers for processing turned contacts of up to 10 mm²
- The integrated positioning tool ensures that the contacts are perfectly aligned in the die
- Marked die stations for precise processing of the relevant cross sections

Conductor cross section of 0.5 - 4 mm²

Technical data

Application range		
Conductor	[mm²] / AWG	0.5 - 4 / 22 - 12
Compression		Square crimp

Ordering data

Description	Color	Type	Order No.	Pcs. / Pkt.
Crimping pliers, for turned contacts with a pin diameter of 1.6 / 2.5 / 4.0 mm				
- For CK1,6-ED ... , CK2,5-ED..., CK4,0-E D... 0,5-4 mm² turned contacts	black	**CRIMPFOX-TC 4**	**1212113**	1
For conductor cross sections of 6 – 10 mm²	black	**CRIMPFOX-TC 10**	**1212114**	1

Accessories

Replacement die		
- For CRIMPFOX-TC 4	**CRIMPFOX-TC 4/DIE**	**1212295**	1
- For CRIMPFOX-TC 10	**CRIMPFOX-TC 10/DIE**	**1212296**	1
Replacement recuperating spring			
	CRIMPFOX/ SPR-1	**1212069**	1

CRIMPFOX four-mandrel crimping pliers for turned contacts, with digital display

- Crimping pliers for processing turned pin and socket contacts of up to 2.5 mm²
- Crimp depth setting in increments from 0.01 mm possible
- Low strain and length adjustment of the contacts, thanks to special crimp geometry
- The integrated positioning tool ensures that the contacts are perfectly aligned in the die
- You can find further details on this product (incl. connector matrix) at phoenixcontact.net/products

Conductor cross sections up to 2.5 mm²

Technical data

Application range		
Conductor	[mm²] / AWG	0.08 - 2.5 / 28 - 13
Compression		Four-mandrel crimping

Ordering data

Description	Color	Type	Order No.	Pcs. / Pkt.
Crimping pliers, for turned contacts, universal cross section setting, up to a maximum of 2.5 mm², digital display with 0.01 mm increments, unlockable pressure lock, lateral entry, including positioning tool	black	**CRIMPFOX-TC MP**	**1212510**	1
Crimping pliers, for turned contacts, universal cross section setting, from 0.08 mm² up to a maximum of 2.5 mm², digital display with 0.01 mm increments, pressure lock can be unlocked, lateral entry, including positioning tool	black	**CRIMPFOX-TC MP-1**	**1212620**	1

CRIMPFOX crimping pliers for coaxial connectors

- CRIMPFOX–CX... are crimping pliers for processing coaxial connectors
- Consistently high crimping quality, thanks to the pressure lock, which can be unlocked without tools
- Marked die stations for precise processing of corresponding cross sections

Notes:

For replacement dies and retaining springs, go to the product area on the website at phoenixcontact.net/products.

For coaxial connectors

	Technical data			Technical data		
Application range						
Compression	HEX crimp			HEX crimp		
	Ordering data			**Ordering data**		
Description / Color	**Type**	**Order No.**	Pcs. / Pkt.	**Type**	**Order No.**	Pcs. / Pkt.
Crimp pliers, for: Coaxial connector 1.69 mm, 3.25 mm, 4.52 mm, three marked die stations, pressure lock can be released, lateral entry, Hex crimp	**CRIMPFOX-CX 4,52**	**1212094**	1			
Crimping pliers, compact pliers, coaxial connectors, 1.69 mm, 3.25 mm, 4.52 mm, three marked die stations, unlockable pressure lock, lateral entry, Hex crimp				**CRIMPFOX-CX 4,52-M**	**1212713**	1
Crimping pliers, compact pliers, coaxial connectors, 1.69 mm, 5.41 mm, 6.48 mm, three marked die stations, unlockable pressure lock, lateral entry, Hex crimp				**CRIMPFOX-CX 6,48-M**	**1212714**	1
Crimping pliers, for: coaxial connectors, 1.69 mm, 5.41 mm, 6.48 mm, three marked die stations, unlockable pressure lock, lateral entry, Hex crimp	**CRIMPFOX-CX 6,48**	**1212095**	1			
Crimping pliers, compact pliers, coaxial connectors, 0.7 mm, 1.07 mm, 1.69 mm, 3.25 mm, 4.52 mm, 5.41 mm, six marked die stations, unlockable pressure lock, lateral entry, Hex crimp				**CRIMPFOX-CX 5,41-M**	**1212712**	1
Crimping pliers, for: coaxial connectors, 1.73 mm, 8.23 mm, 9.14 mm, three marked die stations, unlockable pressure lock, lateral entry — black				**CRIMPFOX-CX 9,14**	**1212096**	1
Crimping pliers, for: coaxial connectors, 2.54 mm, 10.54 mm, two marked die stations, unlockable pressure lock, lateral entry — black				**CRIMPFOX-CX 10,54**	**1212097**	1
Crimping pliers, for: coaxial connectors, 2.54 mm, 10.90 mm, two marked die stations, unlockable pressure lock, lateral entry — black				**CRIMPFOX-CX 10,90**	**1212098**	1
Crimping pliers, compact pliers, coaxial connectors, 1.69 mm, 2.54 mm, 5.41 mm, 10.90 mm, four marked die stations, unlockable pressure lock, lateral entry				**CRIMPFOX-CX 10,90-1**	**1212715**	1
Crimping pliers, compact pliers, coaxial connectors, HDTV, BNC, TNC, 1.04 mm, 4.52 mm, 6.48 mm, 7.06 mm, four marked die stations, unlockable pressure lock, lateral entry				**CRIMPFOX-CX 7,06 HD-M**	**1212718**	1

CRIMPFOX crimping pliers for coaxial CATV connectors

- CRIMPFOX-CATV... are crimping pliers for processing coaxial CATV connectors
- Consistently high crimping quality, thanks to the pressure lock
- It is released as soon as the required crimping pressure is reached, therefore ensuring sufficient pressure is applied
- Ergonomically designed handle for fatigue-proof and non-slip use

For 1.69 mm, 8.23 mm

For 6.65 mm, 8.23 mm, 9.70 mm

	Technical data	Technical data
Application range		
Compression	HEX crimp	HEX crimp

	Ordering data			Ordering data		
Description	Type	Order No.	Pcs. / Pkt.	Type	Order No.	Pcs. / Pkt.
Crimping pliers, for CATV connectors, RG 6.59, 1.69 mm, 8.23 mm, two marked die stations, unlockable pressure lock, lateral entry	**CRIMPFOX-CATV 8,23**	**1212716**	1			
Crimping pliers, for CATV connectors, 6.65 mm, 8.23 mm, 9.70 mm, three marked die stations, unlockable pressure lock, lateral entry				**CRIMPFOX-CATV 8,23-1**	**1212717**	1

CRIMPFOX crimping pliers for D-SUB, coaxial, and fiber optic connectors

- The integrated positioning tool of the CRIMPFOX D-SUB... ensures that the contacts are perfectly aligned in the die

Notes:

For replacement dies and retaining springs, go to the product area on the website at phoenixcontact.net/products.

Crimping pliers, for D-SUB contacts

Crimping pliers, for fiber optic connectors

	Technical data	Technical data
Application range		
Compression	B crimp	HEX crimp

		Ordering data			Ordering data		
Description	Color	Type	Order No.	Pcs. / Pkt.	Type	Order No.	Pcs. / Pkt.
Crimping pliers - For rolled D-SUB contacts, high-density, 0.08 mm² - 0.5 mm², incl. contact locator	black	**CRIMPFOX-DSUB 5**	**1212111**	1			
- For rolled D-SUB contacts, standard, 0.05 mm² - 0.5 mm², incl. contact locator		**CRIMPFOX-DSUB 5-1**	**1212711**	1			
Crimping pliers, for fiber optics connector, 3.25 mm, 3.84 mm, 4.52 mm, 5.0 mm, 5.41 mm, five marked die stations, pressure lock can be released, lateral entry					**CRIMPFOX-FO 5,41**	**1212099**	1

CRIMPFOX crimping pliers for solar connectors

– Safe crimping of MC3 and MC4 solar connectors from Multi-Contact and SOLARLOK connectors from Tyco
– Ergonomically designed grip
– Optimized mechanical transmission reduces the force required by up to 25 percent

Conductor cross section of 2.5 - 6 mm²

Ordering data

Description	Type	Order No.	Pcs. / Pkt.
Crimping pliers, square crimp, for MC3 solar connectors, 2.5 – 6 mm², unlockable pressure lock, lateral entry, with three marked die stations	CRIMPFOX-SR 6-1	1212467	1
Crimping pliers, B-crimp, for MC4 solar connectors, 2.5 – 6 mm², unlockable pressure lock, lateral entry, with three marked die stations	CRIMPFOX-SR 6-2	1212468	1
Crimping pliers, square crimp, for SOLARLOK solar connectors, 2.5 – 6 mm², unlockable pressure lock, lateral entry, with three marked die stations	CRIMPFOX-SR 6-3	1212469	1

CRIMPFOX universal pliers for accommodating various crimp inserts

– One of the key features of the CRIMPFOX–M crimping pliers is the way the crimp inserts can be quickly replaced without the need for tools
– The variety of inserts makes it a space-saving universal tool for all crimping applications
– Suitable for one and two-hand operation. Contacts up to 50 mm² can also be processed easily, with minimum effort

Notes:

For more crimping dies for ferrules, cable lugs, slip-on sleeves, turned contacts, coaxial, RJ45, and RJ11 plugs, visit phoenixcontact.net/products

Basic pliers

Ordering data

Description	Type	Order No.	Pcs. / Pkt.
Basic pliers, for accommodating dies for various contact types, pressure lock can be unlocked, lateral entry	CRIMPFOX-M	1212072	1
Crimping pliers set, consisting of CRIMPFOX-M and dies 1212074, 1212079, 1212080, 1212081	CRIMPFOX-M SET	1212093	1

Dies for the CRIMPFOX-M universal pliers

Notes:

For more crimping dies for ferrules, cable lugs, slip-on sleeves, turned contacts, coaxial, RJ45, and RJ11 plugs, visit phoenixcontact.net/products

Dies for CRIMPFOX-M

Description	Type	Order No.	Pcs. / Pkt.
	Ordering data		
Die, for MC3 solar connectors, lateral entry, 2.5 - 6 mm²			
	CRIMPFOX-M SR 6-1/DIE	**1212471**	1
For MC4 solar connectors, lateral entry, 2.5 - 6 mm²	**CRIMPFOX-M SR 6-2/DIE**	**1212472**	1
For SOLARLOK solar connectors, lateral entry, 2.5 - 6 mm²	**CRIMPFOX-M SR 6-3/DIE**	**1212473**	1
Die, for ferrules, 0.25 - 10 mm²			
	CRIMPFOX-M 10/DIE	**1212080**	1
For 16 – 25 mm²	**CRIMPFOX-M 25/DIE**	**1212081**	1
For 35 – 50 mm²	**CRIMPFOX-M 50/DIE**	**1212082**	1
Die, for insulated cable lugs, 0.5 – 1.5 mm² and 1.5 – 2.5 mm²			
	CRIMPFOX-M RCI 2,5/DIE	**1212074**	1
For insulated cable lugs, 0.1 - 0.4 mm² and 4 - 6 mm²	**CRIMPFOX-M RCI 6/DIE**	**1212073**	1
Die, for non-insulated cable lugs, 0.75 - 2.5 mm²			
	CRIMPFOX-M RC 2,5/DIE	**1212078**	1
For 0.5 - 6 mm²	**CRIMPFOX-M RC 6/DIE**	**1212079**	1
For 4 - 6 and 10 mm²	**CRIMPFOX-M RC 10-1/DIE**	**1212744**	1
For 4 – 10 mm²	**CRIMPFOX-M RC 10/DIE**	**1212077**	1
Die, for non-insulated slip-on sleeves, 0.1 - 1 mm²			
	CRIMPFOX-M SC 1/DIE	**1212083**	1
For 0.5 – 2.5 mm²	**CRIMPFOX-M SC 2,5/DIE**	**1212084**	1
For 0.5 – 6 mm²	**CRIMPFOX-M SC 6/DIE**	**1212085**	1
with wide, flat crimp for 0.5 - 6 mm²	**CRIMPFOX-M SC 6-FL/DIE**	**1212741**	1
For angled slip-on sleeves, for 6.3 mm, 1.0 - 2.5 mm²	**CRIMPFOX-M SCA 2,5/DIE**	**1212742**	1
For angled slip-on sleeves, for 8 mm, 1.0 - 2.5 mm²	**CRIMPFOX-M SCA 2,5-1/DIE**	**1212743**	1
Die, For turned contacts with pin diameters 2.5 mm and 4.0 mm (CK 2,5...,CK 4,0), cross section 0.14 - 4 mm²	**CRIMPFOX-M TC 4/DIE**	**1212075**	1
For turned contacts with pin diameter 4 mm (CK 4,0...), cross section 6 – 10 mm²	**CRIMPFOX-M TC 10/DIE**	**1212076**	1
Die, for RG 174, RG 179, BNC, TNC coaxial connectors			
black	**CRIMPFOX-M CX-1/DIE**	**1212087**	1
For RG 58, RG 59, RG 62, RG 71, BNC, TNC black	**CRIMPFOX-M CX-2/DIE**	**1212088**	1
For CATV RG 6,59 black	**CRIMPFOX-M CX-3/DIE**	**1212089**	1
For BNC, TNC, RG6, 1.73, 6.48, 8.23 mm	**CRIMPFOX-M CX-4/DIE**	**1212745**	1
For BNC, TNC, 0.70, 3.25, 3.85 mm	**CRIMPFOX-M CX-5/DIE**	**1212746**	1
For BNC, TNC, 1.07, 6.48, 8.23 mm	**CRIMPFOX-M CX-6/DIE**	**1212747**	1
For BNC, TNC, 1.72, 5.41 mm	**CRIMPFOX-M CX-7/DIE**	**1212748**	1
For CATV RG 6.59 1.72, 8.23 mm	**CRIMPFOX-M CX-8/DIE**	**1212749**	1
Die, for unshielded RJ45 connectors			
black	**CRIMPFOX-M RJ45/DIE**	**1212090**	1
For unshielded RJ11 connectors black	**CRIMPFOX-M RJ11/DIE**	**1212091**	1
Die, for shrink connectors, 0.5 -1.5 mm² red and 1.5 - 2.5 mm² blue black	**CRIMPFOX-M HS/DIE**	**1219092**	1
Die, for shrink connectors, 0.1 – 0.4 mm² green and 4 – 6 mm² yellow			
	CRIMPFOX-M HS-1/DIE	**1212282**	1

CRIMPFOX universal pliers for accommodating various dies for data plugs

- One of the key features of the CRIMPFOX–C D crimping pliers is the way the crimp inserts can be quickly replaced without the need for tools
- The variety of inserts makes them a space-saving universal tool for data plug applications

Basic pliers

Die for CRIMPFOX-C D

		Ordering data			Ordering data		
Description	Color	Type	Order No.	Pcs. / Pkt.	Type	Order No.	Pcs. / Pkt.
Basic pliers, for accommodating dies for various contact types, pressure lock can be unlocked, lateral entry	black	CRIMPFOX-C D	1212734	1			
Die, for unshielded RJ11 plugs					CRIMPFOX-C RJ11/DIE	1212735	1
Die, for unshielded RJ22 plugs					CRIMPFOX-C RJ22/DIE	1212736	1
Die, for unshielded RJ45 plugs					CRIMPFOX-C RJ45/DIE	1212737	1
Die, for unshielded RJ45 plugs, universal					CRIMPFOX-C RJ45U/DIE	1212738	1
Die, 10-pos.					CRIMPFOX-C 10P/DIE	1212739	1
Die, for DEC MML plugs					CRIMPFOX-C MMJ/DIE	1212740	1

SCREWFOX screwdrivers for slotted-head screws

VDE flat-bladed screwdriver

- Large contact surface of blades inside screw head
- Individually tested safety screwdrivers acc. to DIN EN 60900 (VDE 0682-201)
- For working on or in the vicinity of live parts up to 1000 V AC or 1500 V DC
- The tools feature ergonomic two-component safety handles

Description	Ordering data		
	Type	Order No.	Pcs. / Pkt.
Screwdriver, for slotted-head screws, with VDE approval			
Blade: 0.4 x 2.5 x 80 mm, length: 161 mm	**SZS 0,4X2,5 VDE**	**1205037**	10
Blade: 0.5 x 3.5 x 100 mm, length: 181 mm	**SZS 0,5X3,0 VDE**	**1207404**	10
Blade: 0.6 x 2.5 x 80 mm, length: 161 mm	**SZS 0,6X2,5 VDE**	**1205040**	10
Blade: 0.6 x 3.5 x 100 mm, length: 181 mm	**SZS 0,6X3,5 VDE**	**1212602**	10
Blade: 0.8 x 4.0 x 100 mm, length: 198 mm	**SZS 0,8X4,0 VDE**	**1212508**	1
Blade: 1.0 x 4.0 x 100 mm, length: 198 mm	**SZS 1,0X4,0 VDE**	**1205066**	10
Blade: 1.0 x 5.5 x 125 mm, length: 223 mm	**SZS 1,0X5,5 VDE**	**1209114**	10
Blade: 1.0 x 6.5 x 150 mm, length: 248 mm	**SZS 1,0X6,5 VDE**	**1205079**	10
Blade: 1.2 x 8.0 x 175 mm, length: 287 mm	**SZS 1,2X8,0 VDE**	**1205082**	10
Screwdriver, two-component handle, with non-slip grip, for slotted-head screws Blade: 0.4 x 2.0 x 60 mm, length: 130 mm			
Blade: 0.4 x 2.5 x 75 mm, length: 145 mm			
Blade: 0.4 x 2.5 x 80 mm, length: 161 mm			
Blade: 0.6 x 3.5 x 100 mm, length: 181 mm			
Blade: 0.6 x 3.5 x 200 mm, length: 281 mm			
Blade: 0.8 x 4.0 x 100 mm, length: 198 mm			
Blade: 1.0 x 5.5 x 150 mm, length: 248 mm			
Blade: 1.2 x 6.5 x 150 mm, length: 255 mm			
Screwdriver, two-component handle, with non-slip grip, with impact cap, with hexagon wrench aid for open-end wrench and ring wrench, for slotted-head screws			
Blade: 1.2 x 7 x 125 mm, length: 230 mm			
Blade: 1.6 x 10 x 175 mm, length: 287 mm			

Flat-bladed screwdriver, non-insulated

Ordering data		
Type	Order No.	Pcs. / Pkt.
SF-SL 0,4X2,0-60	1212546	10
SF-SL 0,4X2,5-75	1212547	10
SF-SL 0,5X3,0-80	1212548	10
SF-SL 0,6X3,5-100	1212549	10
SF-SL 0,6X3,5-200	1212550	10
SF-SL 0,8X4,0-100	1212551	10
SF-SL 1,0X5,5-150	1212552	10
SF-SL 1,2X6,5-150	1212553	10
SF-SLIC 1,2X7,0-125	1212554	10
SF-SLIC 1,6X10-175	1212555	10

SCREWFOX VDE
screwdriver/actuation tool for ST... terminal blocks



– In addition to catering for standard applications, SF–SL ... screwdrivers are particularly suited to the assembly of modular terminal blocks
– VDE-tested, for maximum safety
– As the insulation runs into the shaft, there is no protruding edge

VDE flat-bladed screwdrivers with integrated insulation

Description	Ordering data: Type	Order No.	Pcs. / Pkt.
Screwdriver/actuation tool, for slotted-head screws/spring-cage terminal blocks, insulated, two-component handle, with non-slip grip, VDE			
Blade: 0.6 x 3.5 x 100 mm, length: 181 mm	**SF-SL 0,6X3,5-100 S-VDE**	**1212587**	10
Blade: 0.8 x 4.0 x 100 mm, length: 198 mm	**SF-SL 0,8X4,0-100 S-VDE**	**1212588**	10
Blade: 1.0 x 5.5 x 150 mm, length: 248 mm	**SF-SL 1,0X5,5-125 S-VDE**	**1212589**	10
Screwdriver, protective insulation integrated into shaft, insulated according to VDE Size: PZ1 x 80 mm Size: PZ2 x 100 mm			
Screwdriver, protective insulation integrated into shaft, insulated according to VDE Size: PH1 x 80 mm Size: PH2 x 100 mm			
Screwdriver, protective insulation integrated into shaft, insulated according to VDE Size: Pozidriv® - bladed (plus-minus) PZ1 x 80 mm Size: Pozidriv® - bladed (plus-minus) PZ2 x 100 mm			
Screwdriver, protective insulation integrated into shaft, insulated according to VDE Size: Phillips-Recess® - bladed (plus-minus) PH1 x 80 mm Size: Phillips-Recess® - bladed (plus-minus) PH2 x 100 mm			
Screwdriver set, protective insulation integrated into shaft, bladed/Phillips crosshead/combined profile, Pozidriv® + bladed (plus-minus), insulated according to VDE, 7-piece, including rack, set contains the following products: 0.6 x 3.5 x 100; 0.8 x 4.0 x 100; 1.0 x 5.5 x 125; PH1 x 80; PH2 x 100; PZ1 x 80; PZ2 x 100			

VDE screwdrivers with Pozidriv® or Phillips-Recess®drive, with integrated insulation

VDE screwdrivers with plus-minus drive, with integrated insulation

VDE screwdriver with various drives

Ordering data		
Type	Order No.	Pcs. / Pkt.
SF-PZ 1-80 S-VDE	1212695	10
SF-PZ 2-100 S-VDE	1212696	10
SF-PH 1-80 S-VDE	1212693	10
SF-PH 2-100 S-VDE	1212694	10

Ordering data		
Type	Order No.	Pcs. / Pkt.
SF-PZSL 1-80 S-VDE	1212699	10
SF-PZSL 2-100 S-VDE	1212700	10
SF-PHSL 1-80 S-VDE	1212697	10
SF-PHSL 2-100 S-VDE	1212698	10

Ordering data		
Type	Order No.	Pcs. / Pkt.
SF-SL/PH/PZ-SL SET S-VDE	1212701	1

SCREWFOX screwdriver and actuation tool for ST..., QTC..., and TB... terminal blocks

– In addition to the standard application, these screwdrivers are also ideal for actuating modular terminal blocks from the ST ... and QTC ... series
– The defined blade angle opens the spring terminal block as far as possible without leaving any damage

Flat-bladed screwdriver, non-insulated

EAC

Description	Ordering data		
	Type	**Order No.**	Pcs. / Pkt.
Screwdriver/actuation tool, for slotted-head screws/spring-cage terminal blocks Blade: 0.4 x 2.5 x 75 mm, length: 156 mm	**SZF 0-0,4X2,5**	**1204504**	10
Blade: 0.6 x 3.5 x 100 mm, length: 181 mm	**SZF 1-0,6X3,5**	**1204517**	10
Blade: 0.8 x 4.0 x 100 mm, length: 198 mm	**SZF 2-0,8X4,0**	**1204520**	10
Blade: 1.0 x 5.5 x 150 mm, length: 248 mm	**SZF 3-1,0X5,5**	**1206612**	10
Screwdriver/actuation tool, for slotted-head screws/spring-cage terminal blocks, insulated Blade: 0.6 x 3.5 x 100 mm, length: 181 mm	**SZS 0,6X3,5**	**1205053**	10
Actuation tool, insulated, for all 2.5 mm² and 4 mm² ST... spring-cage terminal blocks, plus push-in and QT... fast connection terminal blocks			

Actuation tool for push-in technology, ST... and QTC... terminal blocks

EAC

Ordering data		
Type	Order No.	Pcs. / Pkt.
ST-BW	1207608	10

SCREWFOX screwdrivers for Phillips and slotted-head screws

- Screwdrivers for Phillips screws with Pozidriv and Phillips Recess screw head
- VDE approval
- The SZG... screwdrivers have been specially designed for driving in test socket screws safely and without slipping

Notes:

Pozidriv®/Supadriv®,
trademarks of European Ind. Serv. Ltd.
Phillips Recess®,
trademark of Phillips Screw Company

VDE crosshead screwdrivers with Pozidriv® and Phillips-Recess® drive

Description	Ordering data		
	Type	**Order No.**	Pcs. / Pkt.
Screwdrivers, for Pozidriv®/Supadriv® Phillips screws, VDE approval			
Size: PZ0 x 80 mm, length: 161 mm	**SZK PZ0 VDE**	**1206447**	10
Size: PZ1 x 80 mm, length: 178 mm	**SZK PZ1 VDE**	**1206450**	10
Size: PZ2 x 100 mm, length: 205 mm	**SZK PZ2 VDE**	**1206463**	10
Size: PZ3 x 150 mm, length: 262 mm	**SZK PZ3 VDE**	**1212599**	10
Screwdrivers, for Phillips Recess® screws, VDE approval			
Size: PH0 x 80 mm, length: 161 mm	**SZK PH0 VDE**	**1205147**	10
Size: PH1 x 80 mm, length: 178 mm	**SZK PH1 VDE**	**1205150**	10
Size: PH2 x 100 mm, length: 205 mm	**SZK PH2 VDE**	**1205163**	10
Size: PH3 x 150 mm, length: 262 mm	**SZK PH3 VDE**	**1212536**	10
Screwdrivers, for Pozidriv® Phillips screws			
Size: PZ0 x 60 mm, length: 141 mm			
Size: PZ1 x 80 mm, length: 178 mm			
Size: PZ2 x 100 mm, length: 205 mm			
Size: PZ3 x 150 mm, length: 262 mm			
Screwdrivers, for Phillips Recess® screws			
Size: PH0 x 60 mm, length: 141 mm			
Size: PH1 x 80 mm, length: 178 mm			
Size: PH2 x 100 mm, length: 205 mm			
Size: PH3 x 150 mm, length: 262 mm			
Screwdriver, for Pozidriv®/Supadriv® Phillips screws, VDE approval			
Size: PZ1 x 80 mm, length: 178 mm			
Size: PZ2 x 100 mm, length: 205 mm			
Size: PH1 x 80 mm, length: 178 mm			
Size: PH2 x 100 mm, length: 205 mm			
Screwdriver, for test socket screws, with VDE approval			
For 2.3 mm Ø screw, blade: 0.6 x 3.5 x 100 mm, length: 198 mm			
For 4 mm Ø screw, blade: 0.9 x 6.5 x 175 mm, length: 287 mm			

Crosshead screwdrivers with Pozidriv® and Phillips-Recess® drive

VDE screwdriver with plus-minus drive

VDE screwdriver for test socket screws

Ordering data		
Type	Order No.	Pcs. / Pkt.
SF-PZ 0-60	1212562	10
SF-PZ 1-80	1212563	10
SF-PZ 2-100	1212564	10
SF-PZ 3-150	1212565	10
SF-PH 0-60	1212558	10
SF-PH 1-80	1212559	10
SF-PH 2-100	1212560	10
SF-PH 3-150	1212561	10

Ordering data		
Type	Order No.	Pcs. / Pkt.
SF-PZSL 1-80 VDE	1212556	10
SF-PZSL 2-100 VDE	1212557	10
SF-PHSL 1-80 VDE	1212283	10
SF-PHSL 2-100 VDE	1212288	10

Ordering data		
Type	Order No.	Pcs. / Pkt.
SZG 0,6X3,5 VDE	1205121	10
SZG 0,9X6,5 VDE	1205134	10

SCREWFOX torque screwdrivers

Torque screw driver, 0.3 - 1.2 Nm, adjustable

- Torque screwdrivers with hexagonal quick connection holder
- High-precision, finely adjustable torque screwdrivers according to EN ISO 6789
- TSD–M ... torque screwdrivers are adjustable from 0.3 - 6.0 Nm
- The figure below shows the other TSD-M 6NM version

Ordering data

Description	Color	Type	Order No.	Pcs. / Pkt.
Torque screwdrivers				
Adjustable from 0.3 - 1.2 Nm	black	**TSD-M 1,2NM**	**1212224**	1
Adjustable from 1.2 - 3 Nm	black	**TSD-M 3NM**	**1212225**	1
Adjustable from 3 - 6 Nm	black	**TSD-M 6NM**	**1212226**	1

Accessories

Battery-powered screwdriver bit set, 1 attachment set each in 5.5 mm, 8 mm, 13 mm, adapter to ¼"		**ASD BIT SET HN**	**1209952**	1
Socket wrench insert, magnetic, hexagonal, 1/4" drive, suitable for holders according to DIN 3126-F 6,3 / ISO 1173				
Wrench size of 5.5 mm		**BHN 5,5**	**1209965**	1
Wrench size of 8 mm		**BHN 8**	**1209978**	1
Wrench size of 10 mm		**BHN 10**	**1209981**	1
Wrench size of 13 mm		**BHN 13**	**1209994**	1
Adapter for ¼"		**BF 6,3**	**1209936**	1
Adapter insert, for torque screwdrivers with adjustable torque, for accommodating SAC nuts for 4 mm hexagonal screwdrivers		**TSD-M SAC-BIT ADAPTER**	**1212600**	1

SCREWFOX cordless screwdriver

21 different torque stages

- Cordless screwdriver with two-speed gearbox, forward/reverse running and 21-stage clutch with drilling stage of up to 600 rpm
- 6.3 mm hexagonal quick connection drill chuck
- Integrated LEDs are used to illuminate the working area
- With optional snap-on protective cap to prevent unintentional torque adjustment
- High torque accuracy through electronic disconnecting coupling
- Ergonomic, non-slip handle design

Description	Ordering data: Type	Order No.	Pcs. / Pkt.
Cordless screwdriver, 3.6 V, incl. rechargeable battery, 1.5 Ah	SF-ASD 21	1212532	1
Cordless screwdriver set, incl. two batteries and charger, 230 V, packaged in a robust aluminum case	SF-ASD 21 SET 230V	1212530	1
Accessories			
Replacement charger, for SF–ASD 21 cordless screwdriver, 230 V	SF-ASD 21/CHARGER 230V	1212535	1
Replacement battery, for SF-ASD 21, Li-ion 3.6 V, 1.5 Ah	SF-ASD 21/ACCU 1,5 AH	1212533	1

SCREWFOX tool inserts for cordless screwdriver and bit handle

- Tools for SF–ASD 21 cordless screwdriver, various designs
- The hardened bits are suitable for hard and soft screws
- Optimum edge geometries increase the bearing surface and prevent the screws from being over-tightened

Notes:

Pozidriv®/Supadriv®,
trademarks of European Ind. Serv. Ltd.
Phillips Recess®,
trademark of Phillips Screw Company
Torx®,
trademark of Acument Intellectual Properties, LLC, Troy, Mich.,US

Universal bit holder

Description	Color	Ordering data: Type	Order No.	Pcs. / Pkt.
Bit screwdriver, with 1/4" quick-action chuck, suitable for bits according to DIN 3126-C 6.3 and E 6.3/ISO 1173, magnetic	black	**SF-M BH**	**1212070**	1
Universal bit holder, E6,3-1/4" drive, with automatic locking, one-hand operation, magnetic, for bits according to DIN 3126 C 6,3 and E 6,3	silver	**SF-UBH**	**1212590**	1
Screw bit, slotted, E6,3-1/4" drive, hardened, suitable for holder according to DIN 3126-F 6,3/ISO 1173				
Size: 0.45 x 2.4 x 70 mm				
Size: 0.5 x 3.0 x 50 mm	silver			
Size: 0.5 x 3.0 x 70 mm	silver			
Size: 0.6 x 3.5 x 50 mm	silver			
Size: 0.6 x 3.5 x 70 mm	silver			
Size: 0.8 x 4.0 x 50 mm	silver			
Size: 0.8 x 4.0 x 70 mm	silver			
Size: 1.0 X 4.0 x 70 mm	silver			
Size: 1.0 x 5.5 x 50 mm	silver			
Size: 1.0 x 5.5 x 70 mm	silver			
Size: 1.2 x 6.5 x 70 mm	silver			
Screw bit, PH cross, E6,3-1/4" drive, hardened, suitable for holder according to DIN 3126-F 6,3/ISO 1173				
Size: PH 1 x 50 mm	silver			
Size: PH 2 x 50 mm	silver			
Size: PH 3 x 50 mm	silver			
Size: PH 1 x 70 mm	silver			
Size: PH 2 x 70 mm	silver			
Size: PH 3 x 70 mm	silver			
Screw bit, PZ cross, E6,3-1/4" drive, hardened, suitable for holder according to DIN 3126-F 6,3/ISO 1173				
Size: PZ 1 x 50 mm	silver			
Size: PZ 2 x 50 mm	silver			
Size: PZ 3 x 50 mm	silver			
Size: PZ 1 x 70 mm	silver			
Size: PZ 2 x 70 mm	silver			
Size: PZ 3 x 70 mm	silver			
Size: PZ 1 x 70 mm	silver			
Size: PZ 2 x 70 mm	silver			
Size: PH 1 x 70 mm	silver			
Size: PH 2 x 70 mm	silver			
Screw bit, slotted, graduated, E6,3-1/4" drive, for test socket screws, hardened, suitable for holder according to DIN 3126-F 6,3/ISO 1173				
Size: 0.6 x 3.5 x 50 mm	silver			
Size: 0.9 x 6.5 x 50 mm	silver			

Screw bit, slotted

Screw bit, PH and PZ cross-recessed

Screw bit, plus/minus

Ordering data		
Type	Order No.	Pcs. / Pkt.
SF-BIT-SL 0,45X2,4-70	1212607	5
SF-BIT-SL 0,5X3,0-50	1212566	5
SF-BIT-SL 0,5X3,0-70	1212567	5
SF-BIT-SL 0,6X3,5-50	1212568	5
SF-BIT-SL 0,6X3,5-70	1212569	5
SF-BIT-SL 0,8X4,0-50	1212571	5
SF-BIT-SL 0,8X4,0-70	1212572	5
SF-BIT-SL 1,0X4,0-70	1212754	1
SF-BIT-SL 1,0X5,5-50	1212574	5
SF-BIT-SL 1,0X5,5-70	1212575	5
SF-BIT-SL 1,2X6,5-70	1212577	5
SF-BIT-SLS 0,6X3,5-50	1212605	5
SF-BIT-SLS 0,9X6,5-50	1212606	5

Ordering data		
Type	Order No.	Pcs. / Pkt.
SF-BIT-PH 1-50	1212579	5
SF-BIT-PH 2-50	1212580	5
SF-BIT-PH 3-50	1212581	5
SF-BIT-PH 1-70	1212582	5
SF-BIT-PH 2-70	1212583	5
SF-BIT-PH 3-70	1212584	5
SF-BIT-PZ 1-50	1212591	5
SF-BIT-PZ 2-50	1212592	5
SF-BIT-PZ 3-50	1212593	5
SF-BIT-PZ 1-70	1212594	5
SF-BIT-PZ 2-70	1212595	5
SF-BIT-PZ 3-70	1212596	5

Ordering data		
Type	Order No.	Pcs. / Pkt.
SF-BIT-PZSL 1-70	1212603	5
SF-BIT-PZSL 2-70	1212604	5
SF-BIT-PHSL 1-70	1212479	5
SF-BIT-PHSL 2-70	1212601	5

SCREWFOX tool inserts for cordless screwdriver and bit handle

Screw bit, Torx®

- Tools for SF–ASD 21 cordless screwdriver, various designs
- The hardened bits are suitable for hard and soft screws
- Optimum edge geometries increase the bearing surface and prevent the screws from being over-tightened

Description	Color	Ordering data: Type	Order No.	Pcs. / Pkt.
Screw bit, Torx®, E6,3-1/4" drive, hardened, suitable for holder according to DIN 3126-F 6,3 / ISO 1173, size: TX 8 x 50 mm				
	silver	**SF-BIT-TX 8-50**	**1212570**	5
Size: TX 10 x 50 mm	silver	**SF-BIT-TX 10-50**	**1212573**	5
Size: TX 15 x 50 mm	silver	**SF-BIT-TX 15-50**	**1212576**	5
Size: TX 20 x 50 mm	silver	**SF-BIT-TX 20-50**	**1212578**	5
Size: TX 25 x 50 mm	silver	**SF-BIT-TX 25-50**	**1212585**	5
Size: TX 30 x 50 mm	silver	**SF-BIT-TX 30-50**	**1212586**	5
Screw bit, hexagonal, E6,3-1/4" drive, hardened, suitable for holder according to DIN 3126-F6,3/ISO 1173				
Size: hex 2 x 50 mm	silver			
Size: hex 2.5 x 50 mm	silver			
Size: hex 3 x 50 mm	silver			
Size: hex 4 x 50 mm	silver			
Size: hex 5 x 50 mm	silver			
Size: hex 6 x 50 mm	silver			
Size: hex 8 x 50 mm	silver			

Screw bit, hex

Ordering data		
Type	**Order No.**	Pcs. / Pkt.
SF-BIT-HEX 2-50	**1212645**	5
SF-BIT-HEX 2,5-50	**1212646**	5
SF-BIT-HEX 3-50	**1212647**	5
SF-BIT-HEX 4-50	**1212648**	5
SF-BIT-HEX 5-50	**1212649**	5
SF-BIT-HEX 6-50	**1212650**	5
SF-BIT-HEX 8-50	**1212651**	5

SCREWFOX socket wrenches

Hexagon insert bit, wrench size of 5.5 / 8 / 13 mm

SHN ...

– Ergonomically designed two-component grip for fatigue-proof and non-slip use

SF-THEX ...

– Ergonomically designed handles ensure an optimum grip and help avoid fatigue when working
– The hardened blades are designed for durability
– Optimum edge geometries increase the bearing surface and prevent the screws from being over-tightened

VDE-ISS ...

– VDE-insulated Allen wrench with double-layer insulation, for twice as much safety

Allen screw set

– Offset screwdriver set in convenient holder
– The strict fabrication tolerances and special hardening process ensure reliability and optimum work results
– The ball head on the long limb makes it possible to carry out work in hard-to-access areas

	Ordering data		
Description	Type	Order No.	Pcs. / Pkt.
Socket wrench, hexagon			
Wrench size of 5.5 mm	**SHN 5.5**	**1209855**	10
Wrench size of 8 mm	**SHN 8**	**1209868**	1
Wrench size of 13 mm	**SHN 13**	**1209923**	1
T-handle screwdriver, for Allen screws, ergonomically shaped handle, matt chrome-plated			
Size: hex 2 x 100 mm			
Size: hex 2.5 x 100 mm			
Size: hex 3 x 100 mm			
Size: hex 4 x 150 mm			
Size: hex 5 x 150 mm			
Size: hex 6 x 200 mm			
Size: hex 8 x 200 mm			
Size: hex 10 x 200 mm			
Allen wrench, fully insulated, safety tool in accordance with EN 60900, length: 150 mm, handle width: 110 mm			
Wrench size 5 mm, for M6 screws			
Wrench size 6 mm, for M8 screws			
Wrench size 8 mm, for M10 screws			
Allen wrench set, 9-part, 1.5 to 10.0 mm, chrome-plated matt finish, with ball head, incl. bracket			

Allen screw, wrench size 2 - 10 mm

Allen screw (VDE), wrench size of 5 / 6 / 8 mm

Allen screw, L-shaped, 1.5 - 10 mm

EAC

Ordering data		
Type	Order No.	Pcs. / Pkt.
SF-THEX 2-100	1212637	5
SF-THEX 2,5-100	1212638	5
SF-THEX 3-100	1212639	5
SF-THEX 4-150	1212640	5
SF-THEX 5-150	1212641	5
SF-THEX 6-200	1212642	5
SF-THEX 8-200	1212643	5
SF-THEX 10-200	1212644	5

Ordering data		
Type	Order No.	Pcs. / Pkt.
VDE-ISS 5	1203343	1
VDE-ISS 6	1201934	1
VDE-ISS 8	1201947	1

Ordering data		
Type	Order No.	Pcs. / Pkt.
SF-LHEX SET	1212544	1

SCREWFOX preset torque screwdrivers

- TSD ... SAC torque screwdrivers with a range of preset torques from 0.2 Nm to 2.5 Nm
- A wide variety of SAC ... nuts for all kinds of applications
- With the TSD-M... torque screwdrivers, the torque can be custom-set
- The TSD-M... adapters can accommodate the various nuts

Ordering data

Description	Color	Type	Order No.	Pcs. / Pkt.
Torque screwdriver				
With preset torque of 0.2 Nm and 4 mm hexagonal drive	black	**TSD 02 SAC**	**1208487**	1
With preset torque of 0.4 Nm and 4 mm hexagonal drive	black	**TSD 04 SAC**	**1208429**	1
With a preset torque of 0.8 Nm and a 4 mm hexagonal drive	black	**TSD 08 SAC**	**1212597**	1
With a preset torque of 2.0 Nm and 4 mm hexagonal drive	black	**TSD 20 SAC**	**1212020**	1
With a preset torque of 2.5 Nm and 4 mm hexagonal drive	black	**TSD 25 SAC**	**1212315**	1
Torque screwdrivers				
Adjustable from 0.3 - 1.2 Nm	black	**TSD-M 1,2NM**	**1212224**	1
Adjustable from 1.2 - 3 Nm	black	**TSD-M 3NM**	**1212225**	1
Adjustable from 3 - 6 Nm	black	**TSD-M 6NM**	**1212226**	1
Adapter insert, for torque screwdrivers with adjustable torque, for accommodating SAC nuts for 4 mm hexagonal screwdrivers	silver	**TSD-M SAC-BIT ADAPTER**	**1212600**	1

Accessories

Nut			
For assembling sensor/actuator cables with M8 connectors and for M8 connectors with insulation displacement connection, for 4 mm hexagonal screwdriver	**SAC BIT M8-D10**	**1208461**	1
For assembling SACC M8 connectors with longitudinal knurl, excluding those with insulation displacement connection, for 4 mm hexagonal screwdriver	**SACC BIT M8-D12**	**1208474**	1
For assembling sensor/actuator cables with M12 connectors and for M12 connectors with insulation displacement connection, for 4 mm hexagonal screwdriver	**SAC BIT M12-D15**	**1208432**	1
For assembling SACC M12 connectors, excluding those with insulation displacement connection, for 4 mm hexagonal screwdriver	**SACC BIT M12-D20**	**1208445**	1
For mounting M12 connectors with hexagonal stainless steel knurl, wrench size 14, with 4 mm hexagonal drive	**SAC BIT M12-W14**	**1212513**	1
For assembling 7/8" connectors, with 4 mm hexagonal drive	**SAC BIT MIN-D25**	**1212512**	1
For the reliable tightening of the pressure nuts with a wrench size of 13 mm, for 4 mm hexagonal screwdriver	**SAC BIT QUICKON-W13**	**1212033**	1
For reliable tightening of the pressure nuts with a wrench size of 24 mm, for 4 mm hexagonal screwdriver	**SAC BIT HOOD-W 24**	**1212486**	1

SCREWFOX universal control cabinet key

1

2

3

Four-way closure

Description	Ordering data		
	Type	Order No.	Pcs. / Pkt.
Control cabinet key, metal, for all common types of control cabinet	USS 4	1203149	1

– Universal control cabinet key with the following closures:
  1 = 6 mm, 8 mm square
  2 = 8 mm triangle
  3 = 5 mm two-way key bit

SCREWFOX universal control cabinet key

1

2

3

4

Nine-way closure

Description	Ordering data		
	Type	Order No.	Pcs. / Pkt.
Control cabinet key, metal, for all common types of control cabinet	SF-CCK 9	1212525	1

– **Universal control cabinet key,** with strong chain and snap hook, for the following closures:
  1 = 5, 6, 7-8, 9-10 mm square
  2 = 7, 8 - 9, 10 - 11 mm triangle
  3 = 3-5 mm two-way key bit
  4 = 6 mm semicircle

TESTFOX phasing and voltage tester

The PROFIPOL voltage tester has the following features:
- DC and AC voltage tests in the range between 6 V and 400 V
- Polarity test (+/-) for DC voltage
- Shock-proof housing that is protected against dust and splash water, IP65
- LED display

Single-position voltage tester

Two-position voltage tester

		Technical data	Technical data
General data			
Voltage range	[V DC]	- ... -	6 ... 400
Voltage range	[V AC]	150 ... 250	6 ... 400

		Ordering data			Ordering data		
Description	Color	Type	Order No.	Pcs. / Pkt.	Type	Order No.	Pcs. / Pkt.
Voltage tester, single-position, for 150 - 250 V, conforms to DIN 57680/6 and VDE 0680/6, can also be used as an actuation tool for spring-cage terminal blocks, VDE insulated, with non-slip grip, size: 0.5 x 3.0 x 70 mm		**SF-VT VDE**	**1212598**	10			
Voltage tester	black				**PROFIPOL**	**1209101**	1

TESTFOX voltage and continuity tester

- DC and AC voltage tests in the range from 12 V to 1000 V AC/1000 V DC
- Acoustic and optical continuity test
- Vibration alarm for safe voltage detection
- Shock-proof housing that is protected against dust and splash water, IP65

		Technical data
General data		
Voltage range	[V DC]	12 ... 1000
Voltage range	[V AC]	12 ... 1000

		Ordering data		
Description	Color	Type	Order No.	Pcs. / Pkt.
Voltage tester	black	**DUSPOL EXPERT**	**1209091**	1

TESTFOX, digital current probe multimeter

- The current probes can be used for voltages of up to 600 V, category III
- They combine the functions of a digital multimeter with those of a current probe
- Contained within a compact and practical housing, so ideal for use in cramped conditions
- All measuring ranges are protected against overload

For AC current

For DC and AC current

	Technical data	Technical data
General data		
Display scope	2000 digits	4000 digits
Accuracy of display	1,0 %	0,5 %
AC voltage measuring range	0.1 V ... 600 V	0.1 mV ... 600 V
DC voltage measuring range	0.1 V ... 600 V	0.1 mV ... 600 V
AC current measuring range	0.1 A ... 400 A	10 mA ... 300 A
DC current measuring range	- ... -	10 mA ... 300 A
Resistance measuring range	0.1 Ω ... 20 MΩ	0.1 Ω ... 40 MΩ
Continuity test range	Acoustic (20 Ω)	Acoustic (50 Ω)
Degree of protection	IP30	IP30
Measuring category	CAT III 600 V	CAT III 300 V / CAT II 600 V
Voltage supply	2 x micro battery 1.5 V, LR03, AAA	2 x micro battery 1.5 V, LR03, AAA
Test certificate	IEC/EN 61010-1, DIN VDE 0411	IEC/EN 61010-1, DIN VDE 0411

Description	Color	Ordering data: Type	Order No.	Pcs. / Pkt.	Ordering data: Type	Order No.	Pcs. / Pkt.
Current pliers/multimeter	black	**TESTFOX CC**	**1212210**	1			
Current pliers/multimeter	black				**TESTFOX CC-1**	**1212211**	1

TESTFOX digital multimeter

For DC and AC voltages

- You are bound to be enthused by the technology of the digital multimeters and impressed by their quality
- The devices are extremely versatile
- Tested and approved according to applicable IEC/EN 61010 standards independently of certification body
- Suitable for measuring AC voltages and resistance as well as testing continuity and diodes
- TESTFOX M–1 also allows you to measure DC and AC currents, capacitance, and frequencies, as well as temperatures within the range of -20°C to +800°C

High-level safety

- Phase voltages can be detected precisely, thanks to the audible and red light signals
- The devices can be used for voltages of up to 600 V category III or 1000 V category II
- They provide professional service technicians and operating engineers with a higher level of protection, thereby ensuring maximum safety during work

Safe cable breakage detection

- Cable breaks and faulty lamps in exposed cables can be traced from the phase infeed side right through to the point of interruption

EAC

Technical data

General data	
Display scope	2000 digits
Accuracy of display	0.5 %
Volt sensor	yes
AC voltage measuring range	0.1 mV ... 750 V
DC voltage measuring range	0.1 mV ... 1000 V
AC current measuring range	- ... -
DC current measuring range	- ... -
Resistance measuring range	0.1 Ω ... 20 MΩ
Continuity test range	Yes (25 Ω)
Frequency measuring range	- ... -
Capacity measuring range	- ... -
Temperature measuring range	- ... -
Diode test	Yes (1.5 mA)
Degree of protection	IP30
Measuring category	CAT III 600 V / CAT II 1000 V
Voltage supply	2 x micro battery 1.5 V, LR03, AAA
Test certificate	IEC/EN 61010-1, DIN VDE 0411

Ordering data

Description	Color	Type	Order No.	Pcs. / Pkt.
Digital multimeter	black	**TESTFOX M**	**1212208**	1
Digital multimeter	black			

For DC and AC voltages/currents

Technical data

2000 digits
0.5 %
yes
0.1 mV ... 750 V
0.1 mV ... 1000 V
1 mA ... 10 A
1 mA ... 10 A
0.1 Ω ... 20 MΩ
Yes (25 Ω)
1 Hz ... 20 MHz
1.00 pF ... 2.00 mF
-20°C ... 800°C
Yes (1.5 mA)
IP30
CAT III 600 V / CAT II 1000 V
2 x micro battery 1.5 V, LR03, AAA
IEC/EN 61010-1, DIN VDE 0411

Ordering data

Type	Order No.	Pcs. / Pkt.
TESTFOX M-1	**1212209**	1

TOOL fox, tool sets for convenient use on site

- Universal tool sets, with cutting, stripping, crimping, and testing tools from the TOOL fox tool range
- Robust and heavy-duty tool bags for long-term use
- With permanently closeable business card pocket
- With various compartments and options for storing tools and materials
- For further sets, visit phoenixcontact.net/products

Tool set in a case

Tool set in a carry case wrap

Description	Ordering data			Ordering data		
	Type	Order No.	Pcs. / Pkt.	Type	Order No.	Pcs. / Pkt.
Tool case, equipped with one of each of the following tools: CRIMPFOX 6S-F I WIREFOX 10 I WIREFOX-D 40 I CUTFOX 18 I SZF 1-0,6X3,5 I 5 m tape measure I 50 pcs. JBC 2,5/5 junction box connectors I TOOL-KIT STANDARD EMPTY	**TOOL-KIT STANDARD**	**1212422**	1			
Tool kit, empty, with elastic straps to hold tools of different sizes in place	**TOOL-KIT STANDARD EMPTY**	**1212423**	1			
Tool carry case wrap, equipped with one of each of the following tools: CUTFOX-S VDE I CUTFOX 16 VDE I UNIFOX-C VDE I UNIFOX-P VDE I SZS 0,4X2,5 I SZS 0,5X3,0 I SZS 1,0X4,0 I SZS 1,0X6,5 I SZK PH0 I SZK PH1 I SZK PH2 I PROFIPOL I TOOL-WRAP EMPTY				**TOOL-WRAP**	**1212505**	1
Tool carry-on bag, empty				**TOOL-WRAP EMPTY**	**1212501**	1
Tool belt pouch, equipped with one of each of the following tools: CUTFOX-S VDE I CUTFOX 18 I WIREFOX-D 13 I UNIFOX-CE VDE I USS 4 I SZS 0,5X3,0 I SZS 1,0X4,0 I SZS 1,0X5,5 I SZK PH1 I SZK PH2 I Cutting knife I 5 m tape measure I PROFIPOL I TOOL-BELTPOUCH EMPTY						
Tool belt pouch, empty						
Tool bag, equipped with one of each of the following tools: CUTFOX S VDE I CUTFOX 18 I WIREFOX 10 VDE I WIREFOX-D 13 I WIREFOX-D 28 I CRIMPFOX-M I CRIMPFOX-M 10/DIE I UNIFOX-CE VDE I UNIFOX-P VDE I UNIFOX WP I SZS 0,4X2,5 I SZS 0,5X3,0 I SZS 1,0X4,0 I SZS 1,0X6,5 I SZK PH0 I SZK PH1 I SZK PH2 I PROFIPOL I USS 4 I Cutting knife I 5 m tape measure I TOOL CARRIER EMPTY						
Tool bag, empty						
Tool bag, with laptop and document compartments, equipped with one of each of the following tools: CUTFOX 25 VDE I CUTFOX-S VDE I WIREFOX 10 I WIREFOX-D 40 I CRIMPFOX-M SET I UNIFOX-C VDE I UNIFOX-P VDE I UNIFOX WP I SZS 0,4X2,5 I SZS 0,5X3,0 I SZS 1,0X4,0 I SZS 1,0X6,5 I SZK PH0 I SZK PH1 I SZK PH2 I DUSPOL EXPERT I USS 4 I AI SORTI BOX RD I Cutting knife I 5 m tape measure I TOOL-BAG EMPTY						
Tool bag, with document and laptop compartments, empty						

Tool set in a belt pouch

Tool set in a shoulder bag

Tool set in a bag with laptop and document compartments

Ordering data		
Type	Order No.	Pcs. / Pkt.
TOOL-BELTPOUCH	1212506	1
TOOL-BELTPOUCH EMPTY	1212502	1

Ordering data		
Type	Order No.	Pcs. / Pkt.
TOOL-CARRIER	1212503	1
TOOL-CARRIER EMPTY	1212499	1

Ordering data		
Type	Order No.	Pcs. / Pkt.
TOOL-BAG	1212504	1
TOOL-BAG EMPTY	1212500	1

TOOL fox, tool sets

– We have put together a number of attractive tool sets for you by selecting products from our comprehensive range of professional tools

Description	Ordering data		
	Type	Order No.	Pcs. / Pkt.
Stripping, crimping and cutting set, consisting of: cable cutter for copper and aluminum up to 12 mm Ø, stripping tool for stripping multicore signal, control and fiberglass wires of Ø 2.5 – 11 mm, insulation thickness up to 1 mm, basic pliers for accommodating dies for different contact types, die, for CRIMPFOX–M, for unshielded RJ45 connectors	TOOL DATA SET	1208856	1
Cutting, stripping, and crimping set, comprising: cable cutter for copper and aluminum up to Ø 12 mm, stripping tool for cables and conductors with a cross section of 0.02 – 10 mm², self-adjusting, stripping length of up to 18 mm, cutting capacity of up to 10 mm² stranded/1.5 mm² solid, crimping pliers for ferrules measuring 0.14 – 10 mm²			
Stripping, crimping, and screwing set, comprising: screwdriver for slotted-head screws, stripping tool for 0.02 – 10 mm² cables and conductors, self-adjusting, stripping length of up to 18 mm, cutting capacity of up to 10 mm² stranded/1.5 mm² solid, crimping pliers for ferrules acc. to DIN 46228 Parts 1+4, 0.5 – 6 mm², front insertion, square crimping ferrules, CSA-certified, 50 pcs. each of: AI 0,5–8 WH, AI 2,5–8 BU ferrules, CSA-certified, 100 pcs. each of: AI 0,75–8 GY, AI 1-8 RD, AI 1,5–8 BK			
Range box, made of metal, equipped with ferrules in accordance with DIN 46228–4: 1990–09, CSA-certified 500 pieces each of AI 0,25-6 YE, AI 0,34-6 TQ, AI 0,5-8 WH, AI 0,75-8 GY, AI 1-8 RD, AI 1,5-8 BK, 300 pieces of AI 2,5-8 BU, 200 pieces of AI 4-10 GY, 100 pieces of AI 6-12 YE as well as stripping tool for wires and conductors of up to 6 mm² crimp pliers for ferrules in accordance with DIN 46228, Part 1+4, 0.5 – 6 mm², front insertion, trapezoidal crimp			
Range box, made of metal, equipped with ferrules in accordance with DIN 46228–4: 1990–09, CSA-certified 300 pieces of AI 10-12 RD, 200 pieces of AI 16-12 BU, 100 pieces of AI 25-16 YE as well as stripping tool, for stripping wires of 4.5 - 40 mm, crimp pliers for ferrules in accordance with DIN 46228, Part 1+4, 10 - 25 mm², lateral insertion, WM crimp			
Assortment box, metal, no components mounted			

EAC

Ordering data		
Type	Order No.	Pcs. / Pkt.
TOOL SET ALLROUND 2	1208843	1

Ordering data		
Type	Order No.	Pcs. / Pkt.
TOOL-SET ALLROUND 3	1208953	1

Ordering data		
Type	Order No.	Pcs. / Pkt.
CRIMPSET 6	1202072	1
CRIMPSET 25	1202580	1
CRIMPSET 6/25 LEER	1204041	1

TOOL fox, screwdriver set



– The SF-SL ... screwdriver sets are available with a variety of contents
– Wall-mountable screwdriver rack included

Notes:

Pozidriv®/Supadriv®,
trademarks of European Ind. Serv. Ltd.
Phillips Recess®,
trademark of Phillips Screw Company
Torx®,
trademark of Acument Intellectual Properties, LLC, Troy, Mich.,US

Description	Ordering data		
	Type	Order No.	Pcs. / Pkt.
Screwdriver set, slotted/Phillips Recess® 6-part, incl. rack, contents: 0.5 x 3.0 x 80; 0.8 x 4.0 x 100; 1.0 x 5.5 x 150; 1.2 x 6.5 x 150, PH 1, PH 2	**SF-SL/PH SET**	**1212541**	1
Screwdriver set, slotted/Pozidriv® cross-recessed, 6-part, incl. rack, contents: 0.5 x 3.0 x 80; 0.8 x 4.0 x 100; 1.0 x 5.5 x 150; 1.2 x 6.5 x 150, PZ 1, PZ 2	**SF-SL/PZ SET**	**1212542**	1
Screwdriver set, slotted/Pozidriv® cross-recessed, VDE insulated, 6-part, incl. rack, contents: 0.4 x 2.5 x 80; 0.6 x 3.5 x 100; 0.8 x 4.0 x 100; 1.0 x 5.5 x 125; PZ 1, PZ 2	**SF-SL/PZ SET VDE**	**1212540**	1
Screwdriver set, slotted/Phillips Recess®, VDE insulated, 6-part, incl. rack, contents: 0.4 x 2.5 x 80; 0.6 x 3.5 x 100; 0.8 x 4.0 x 100; 1.0 x 5.5 x 125; PH 1, PH 2	**SF-SL/PH SET VDE**	**1212539**	1
Screwdriver set, protective insulation integrated into shaft, bladed/Phillips crosshead/combined profile, Pozidriv® + bladed (plus-minus), insulated according to VDE, 7-piece, including rack, set contains the following products: 0.6 x 3.5 x 100; 0.8 x 4.0 x 100; 1.0 x 5.5 x 125; PH1 x 80; PH2 x 100; PZ1 x 80; PZ2 x 100	**SF-SL/PH/PZ-SL SET S-VDE**	**1212701**	1
Screwdriver set, Torx® with drill bit, 6-part, incl. rack, contents: TX 8 x 60; TX 10 x 80; TX 15 x 80; TX 20 x 100; TX 25 x 100; TX 30 x 115	**SF-TXH SET**	**1212538**	1
Screwdriver set, Torx®, VDE insulated, 6-part, incl. rack, contents: TX 8 x 80; TX 10 x 80; TX 15 x 80; TX 20 x 80; TX 25 x 100; TX 30 x 100	**SF-TX SET VDE**	**1212537**	1

TOOL fox, bit set

- Bit set, in compact plastic box, with quick-change bit holder and the following 25 mm long bits: 0.8 x 5.5, 1.0 x 5.5, 1.2 x 6.5, PH1, PH2, PH3, PZ1, PZ2, PZ3
- Clearly arranged storage
- Bits can be accessed quickly, thanks to convenient, one-handed opening mechanism
- Equipped with hardened bits for durability

Description	Ordering data: Type	Order No.	Pcs. / Pkt.
Bit set, with SF–UBH universal bit holder, 25 mm long slotted/cross-recessed (PZ and PH) bits, 10-part	**SF-BIT SET**	**1212545**	10
Battery-powered screwdriver bit set, 1 attachment set each in 5.5 mm, 8 mm, 13 mm, adapter to ¼"	**ASD BIT SET HN**	**1209952**	1

TOOL fox, screwdriver set

- Bit screwdriver set, packed in a practical belt pouch
- Equipped with the most common types of screw bit

Description	Ordering data: Type	Order No.	Pcs. / Pkt.
Bit screwdriver set with quick-action chuck, 89 mm long slotted/cross-recessed (PZ and PH)/hex / Torx® bits, 17-part, in folding belt pouch, contents: PH 1,2,3 x 89; PZ 1,2,3 x 89; SL 1.5 x 5.5 x 89; TX 10-30 x 89; SW 3,4,5,6 x 89	**SF-M SET**	**1212543**	1
Bit screwdriver set with quick-action chuck, , 89 mm long slotted/crosshead/hex/Torx® bits, 17-piece, in folding belt pouch, contents: PH 1, 2, 3 x 89, SL 0.4 x 2.5, 0.6 x 3.5, 0.8 x 3.5, 1.0 x 5.5, 1.2 x 6.5 x 89, TX 10-30, SW 3, 4, 5 x 89	**SF-M SET 2**	**1212756**	1

CRIMPFOX pliers, laser marked according to customer specifications

– Customize your crimping tool!
– You can now use robust laser engraving to mark CRIMPFOX pliers
– Individual laser marking prevents your tools from being mixed up

Notes:

Matching accessories can be found in main catalog 5 or the product area on our website at phoenixcontact.net/products.

[1]) Tools with customer-specific laser marking can be ordered quickly and easily in the product area on our website at phoenixcontact.net/products.

The advantages of our CRIMPFOX tools:
– Consistently high crimping quality
– Unlockable pressure lock
– Marked die stations for precise processing of the relevant cross sections
– Easy work, thanks to improved force transfer
– Ergonomically designed, non-slip handles

Description
Crimping pliers, for ferrules, according to DIN 46228-1 and -4, five marked die stations, **laser marked according to customer specifications**[1])
Lateral entry, 0.25 - 6.0 mm², unlockable pressure lock, trapezoidal crimp
Front insertion, 0.5 - 6 mm², square crimp
Crimping pliers, unlockable pressure lock, lateral entry, oval crimp, **laser marked according to customer specifications**[1])
For insulated cable lugs (light green, red), 0.14 - 1 mm², three marked die stations
For insulated cable lugs (red, blue), 0.75 - 2.5 mm², two marked die stations
Crimping pliers, for uninsulated cable lugs, three marked die stations, 0.34 - 2.5 mm², unlockable pressure lock, lateral entry, indent crimp, **laser marked according to customer specifications**[1])
Crimping pliers, for uninsulated slip-on sleeves 2.8/4.8/6.3 mm, three marked die stations, B-crimp, 0.1 - 1.5 mm², unlockable pressure lock, lateral entry, **laser marked according to customer specifications**[1])
Crimping pliers, for ferrules according to DIN 46228-1 and -4, self-adjusting die, trapezoidal crimp, 0.5 - 6 mm², unlockable pressure lock, **laser marked according to customer specifications**[1])
Front insertion
Lateral entry
Crimping pliers, three marked die stations, 0.75 - 6 mm², oval crimp, unlockable pressure lock, lateral entry, **laser marked according to customer specifications**[1])
For insulated cable lugs, symmetrical (red, blue, yellow)
For insulated cable lugs, asymmetrical (red, blue, yellow)
Crimping pliers, for ferrules according to DIN 46228-1 and -4, WM crimp, unlockable pressure lock, lateral entry, **laser marked according to customer specifications**[1])
Three marked die stations, 10 - 25 mm²
Two marked die stations, 35 - 50 mm²

TOOLS FOR YOU

TOOLS FOR YOU

TOOLS FOR YOU

Ordering data

Type	Order No.	Pcs. / Pkt.
CRIMPFOX 6 CUS	1212767	1
CRIMPFOX 6S-F CUS	1212769	1
CRIMPFOX-RCI 1 CUS	1212772	1
CRIMPFOX-RCI 2,5 CUS	1212773	1
CRIMPFOX-RC 2,5 CUS	1212777	1
CRIMPFOX-SC 1,5 CUS	1212779	1

Ordering data

Type	Order No.	Pcs. / Pkt.
CRIMPFOX 6T-F CUS	1212771	1
CRIMPFOX 6T CUS	1212770	1

Ordering data

Type	Order No.	Pcs. / Pkt.
CRIMPFOX-RCI 6 CUS	1212774	1
CRIMPFOX-RCI 6-1 CUS	1212775	1
CRIMPFOX 25R CUS	1212765	1
CRIMPFOX 50R CUS	1212766	1

CRIMPFOX and WIREFOX pliers, laser marked according to customer specifications

– Customize your crimping and stripping tool!
– You can now use robust laser engraving to mark CRIMPFOX and WIREFOX pliers
– Individual laser marking prevents your tools from being mixed up

Notes:
Matching accessories can be found in main catalog 5 or the product area on our website at phoenixcontact.net/products.
[1]) Tools with customer-specific laser marking can be ordered quickly and easily in the product area on our website at phoenixcontact.net/products.

The advantages of our WIREFOX tools:
– The special spring mechanism helps you to work precisely and safely
– Ergonomically designed, non-slip handles
– The WIREFOX pliers automatically adjust to different insulations and conductor diameters
– Highly adjustable limit stop for the stripping length
– Practical integrated wire cutter
– Easily replaceable blade cassettes for different cross sections and insulation

Description
Crimping pliers, for uninsulated cable lugs, three marked die stations, indent crimp, unlockable pressure lock, lateral entry, **laser marked according to customer specifications**[1])
4 - 10 mm^2 10 - 25 mm^2
Crimping pliers, for uninsulated slip-on sleeves 2.8/4.8/6.3 mm, three marked die stations, 0.5 -6 mm^2, B-crimp, unlockable pressure lock, lateral entry, **laser marked according to customer specifications**[1])
Crimping pliers, for ferrules according to DIN 46228, unlockable pressure lock, lateral entry, **laser marked according to customer specifications**[1])
Square crimp, 0.14 – 10 mm^2 HEX crimp, 0.14 – 6 mm^2
Stripping tool, self-adjusting, easily replaceable blade cassettes, stripping length of up to 18 mm, cutting capacity: up to 1.5 mm^2 solid, up to 10 mm^2 stranded, **laser marked according to customer specifications**[1])
For cables and conductors from 0.1 – 4 mm^2, specifically also intended for rubber and other kinds of special insulation For cables and conductors from 1.5 - 6 mm^2, specifically for short-circuit-proof cables and rubber insulation For standard cables and conductors from 0.02 - 10 mm^2 For standard cables and conductors from 4 - 16 mm^2

TOOLS FOR YOU

TOOLS FOR YOU

TOOLS FOR YOU

Ordering data

Type	Order No.	Pcs. / Pkt.
CRIMPFOX-RC 10 CUS	1212776	1
CRIMPFOX-RC 25 CUS	1212778	1
CRIMPFOX-SC 6 CUS	1212780	1

Ordering data

Type	Order No.	Pcs. / Pkt.
CRIMPFOX 10S CUS	1212764	1
CRIMPFOX 6H CUS	1212768	1

Ordering data

Type	Order No.	Pcs. / Pkt.
WIREFOX 4 CUS	1212762	1
WIREFOX 6SC CUS	1212763	1
WIREFOX 10 CUS	1212760	1
WIREFOX 16 CUS	1212761	1

CUS tool sets, equipped with tools according to customer requirements

You can put together your own CUS tool set according to your individual requirements
- Six different bags are available, designed for typical applications
- Products are configured and ordered with web code:

#0290

TOOLS FOR YOU

Tool case, lockable, with straps

Description	Ordering data		
	Type	Order No.	Pcs. / Pkt.
Toolbox, lockable, with adjustable strap, equipped with: cable cutter, diagonal cutter, micro cutter, stripping and sheath stripping tools, crimping tool set, combination, needle-nose, and water pump pliers, VDE bladed and Phillips screwdrivers, control cabinet key, voltage tester, ferrule box, blades, tape measure, continuity tester, marking tool, ring, open-end, and adjustable wrench set, T-handle hexagonal wrench, safety glasses, hammer, 41-piece ratchet socket wrench set, 1/4"	TOOL-CASE	1212629	1
Tool case, empty, lockable, with permanently closeable business card pocket, very comfortable to carry thanks to padded strap, with document compartment	TOOL-CASE EMPTY	1212628	1
Tool case, equipped with tools according to customer requirements	TOOL-CASE CUS	1200072	1

CUS tool sets, equipped with tools according to customer requirements

- Products are configured and ordered with web code:

#0290

TOOLS FOR YOU

Tool bag, with document and laptop compartments

TOOLS FOR YOU

Tool bag, with strap

Description	Ordering data		
	Type	Order No.	Pcs. / Pkt.
Tool bag, with adjustable straps, with document and laptop compartments, **equipped with tools according to customer requirements**	TOOL-BAG CUS	1200081	1
Tool bag, with strap, **equipped with tools according to customer requirements**	TOOL-CARRIER CUS	1200082	1

CUS tool sets, equipped with tools according to customer requirements

– Individual tool sets, with cutting, stripping, crimping, installation, and testing tools from the TOOL fox tool range
– Rugged and heavy-duty tool bags
– Products are configured and ordered with web code:

#0290

TOOLS FOR YOU

Tool belt pouch

Description	Ordering data		
	Type	Order No.	Pcs. / Pkt.
Tool belt pouch, with two robust internal pockets, **equipped with tools according to customer requirements**	TOOL-BELTPOUCH CUS	1200084	1

CUS tool sets, equipped with tools according to customer requirements

– Products are configured and ordered with web code:

#0290

TOOLS FOR YOU

Tool case

TOOLS FOR YOU

Wrap-up tool bag

Description	Ordering data		
	Type	Order No.	Pcs. / Pkt.
Tool case, with elastic straps to hold the tools in place, **equipped with tools according to customer requirements**	TOOL-KIT CUS	1200085	1
Tool wrap, equipped with tools according to customer requirements	TOOL-WRAP CUS	1200083	1

Tool case with customized marking

new

– A business card sized label is available for customization. This can be marked according to customer requirements
– Products are configured and ordered with web code:

#0290

Description	Ordering data		
	Type	Order No.	Pcs. / Pkt.
Tool case, with permanently closable business card pocket, with US EMP (85.6 x 54) marking label marked according to customer requirements	TOOL-CASE EMPTY CUS	8191312	1

Tool bags with customized marking

new

new

– The tool bags impress with their hard-wearing materials and robust construction
– Products are configured and ordered with web code:

#0290

Description	Ordering data		
	Type	Order No.	Pcs. / Pkt.
Tool bag, with permanently closeable business card pocket, with US EMP (85.6 x 54) marking label, marked according to customer requirements	TOOL-BAG EMPTY CUS	8191308	1
Tool bag, with permanently closable business card pocket, with US EMP (85.6 x 54) marking label, marked according to customer requirements	TOOL-CARRIER EMPTY CUS	8191310	1

Tool belt pouch with customized marking

new

- The business card pocket can be permanently closed using the plastic rivets supplied as standard
- Products are configured and ordered with web code:

#0290

Description	Ordering data		
	Type	Order No.	Pcs. / Pkt.
Tool belt pouch, with permanently closable business card pocket, with US EMP (85.6 x 54) marking label marked according to customer requirements	TOOL-BELTPOUCH EMPTY CUS	8191311	1

Tool kit, tool wrap with customized marking

- No risk of switching tool bags thanks to the clearly printed labels
- Products are configured and ordered with web code:

#0290

new

new

Description	Ordering data			Ordering data		
	Type	Order No.	Pcs. / Pkt.	Type	Order No.	Pcs. / Pkt.
Tool kit, with permanently closeable business card pocket, with US EMP (85.6 x 54) marking label, marked according to customer requirements	TOOL-KIT STANDARD EMPTY CUS	8191307	1			
Tool wrap, with permanently closable business card pocket, with marking label US EMP (85.6 x 54) marked according to customer requirements				TOOL-WRAP EMPTY CUS	8191309	1

Ferrules without insulating collar, according to DIN 46228–1

- The ferrules without plastic sleeve are made from soft tin-plated electrolytic copper
- The dimensions of the ferrules conform to DIN 46228–1
- The A 0,25.. can also be used to process conductors with a cross section of 0.14 mm²

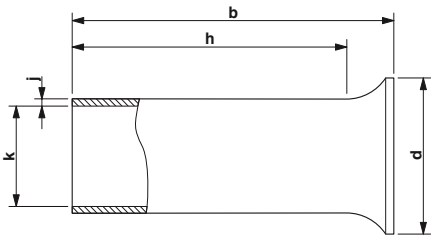

Conductor cross sections from 0.14 to 35 mm²

Notes:

[1]) These ferrules are not included in DIN 46228–4:1990–09.

	Technical data	Technical data
General data		
Material / coating		E-CU / tin-plated (galvanic)

Description	Cross section [mm²]	Cross section AWG	Color	Dimensions [mm] a	b	d	h	i	j	k	Type	Order No.	Pcs. / Pkt.
Ferrules, without plastic sleeves, CSA-certified													
	0.25[1])	24	silver	-	5.00	1.70	-	-	0.15	0.80	**A 0,25- 5**	**3202465**	1000
	0.25[1])	24	silver	-	7.00	1.70	-	-	0.15	0.80	**A 0,25- 7**	**3202478**	1000
	0.34[1])	22	silver	-	7.00	1.80	-	-	0.15	0.90	**A 0,34- 7**	**3009202**	1000
	0.5	20	silver	-	6.00	2.10	-	-	0.15	1.00	**A 0,5 - 6**	**3200218**	1000
	0.5[1])	20	silver	-	8.00	2.10	-	-	0.15	1.00	**A 0,5 - 8**	**3202481**	1000
	0.5	20	silver	-	10.00	2.10	-	-	0.15	1.00	**A 0,5 -10**	**3202494**	1000
	0.75	18	silver	-	6.00	2.30	-	-	0.15	1.20	**A 0,75- 6**	**3200221**	1000
	0.75[1])	18	silver	-	8.00	2.30	-	-	0.15	1.20	**A 0,75- 8**	**3202504**	1000
	0.75	18	silver	-	10.00	2.30	-	-	0.15	1.20	**A 0,75-10**	**3200234**	1000
	1	18	silver	-	6.00	2.50	-	-	0.15	1.40	**A 1 - 6**	**3200247**	1000
	1[1])	18	silver	-	8.00	2.50	-	-	0.15	1.40	**A 1 - 8**	**3202517**	1000
	1	18	silver	-	10.00	2.50	-	-	0.15	1.40	**A 1 -10**	**3200250**	1000
	1.5	16	silver	-	7.00	2.80	-	-	0.15	1.70	**A 1,5 - 7**	**3200263**	1000
	1.5	16	silver	-	10.00	2.80	-	-	0.15	1.70	**A 1,5 -10**	**3200276**	1000
	1.5	16	silver	-	12.00	2.80	-	-	0.15	1.70	**A 1,5 -12**	**3202588**	1000
	1.5	16	silver	-	15.00	2.80	-	-	0.15	1.70	**A 1,5 -15**	**3202591**	1000
	1.5	16	silver	-	18.00	2.80	-	-	0.15	1.70	**A 1,5 -18**	**3202601**	1000
	2.5	14	silver	-	7.00	3.40	-	-	0.15	2.20	**A 2,5 - 7**	**3200289**	1000
	2.5	14	silver	-	12.00	3.40	-	-	0.15	2.20	**A 2,5 -12**	**3200292**	1000
	2.5	14	silver	-	18.00	3.40	-	-	0.15	2.20	**A 2,5 -18**	**3202821**	1000
	4	12	silver	-	9.00	4.00	-	-	0.20	2.80	**A 4 - 9**	**3200302**	1000
	4	12	silver	-	12.00	4.00	-	-	0.20	2.80	**A 4 -12**	**3200315**	1000
	4	12	silver	-	18.00	4.00	-	-	0.20	2.80	**A 4 -18**	**3202834**	1000
	6	10	silver	-	10.00	4.70	-	-	0.20	3.50	**A 6 -10**	**3202520**	500
	6	10	silver	-	12.00	4.70	-	-	0.20	3.50	**A 6 -12**	**3200328**	500
	10	8	silver	-	12.00	5.80	-	-	0.20	4.50	**A 10 -12**	**3200331**	500
	10	8	silver	-	18.00	5.80	-	-	0.20	4.50	**A 10 -18**	**3200344**	500
	16	6	silver	-	12.00	7.50	-	-	0.20	5.80	**A 16 -12**	**3200425**	100
	25[1])	4	silver	-	12.00	9.50	-	-	0.20	7.30	**A 25 -12**	**3200357**	100
	25	4	silver	-	15.00	9.50	-	-	0.20	7.30	**A 25 -15**	**3200360**	100
	25	4	silver	-	18.00	9.50	-	-	0.20	7.30	**A 25 -18**	**3200373**	100
	25[1])	4	silver	-	20.00	9.50	-	-	0.20	7.30	**A 25 -20**	**3200386**	100
	25	4	silver	-	40.00	9.50	-	-	0.20	7.30	**A 25 -40**	**3241238**	100
	35	2	silver	-	18.00	11.00	-	-	0.20	8.30	**A 35 -18**	**3200399**	100
	35[1])	2	silver	-	20.00	11.00	-	-	0.20	8.30	**A 35 -20**	**3200409**	100
	35	2	silver	-	40.00	11.00	-	-	0.20	8.20	**A 35 -40**	**3241239**	100
	50	1/0	silver	-	40.00	13.00	-	-	0.30	10.30	**A 50 -40**	**3241240**	100
	70	2/0	silver	-	40.00	15.00	-	-	0.40	12.50	**A 70 -40**	**3241241**	100
	95	3/0	silver	-	40.00	17.00	-	-	0.40	14.50	**A 95 -40**	**3241242**	100

Ferrules with insulating collar, according to DIN 46228–4

- The ferrules with plastic sleeve are made from soft tin-plated electrolytic copper
- The insulation reliability of close connections is increased and the splicing of wires is prevented
- The AI 0,25.. can also be used to process conductors with a cross section of 0.14 mm²

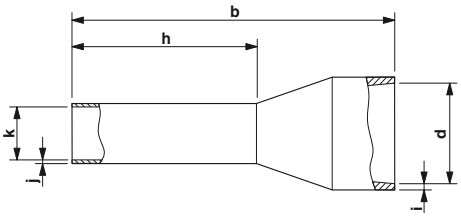

Conductor cross sections from 0.14 to 120 mm²

Notes:

[1]) These ferrules are not included in DIN 46228–4:1990–09.

	Technical data	Technical data
General data		
Material / coating		E-CU / tin-plated (galvanic)
Plastic sleeve material		polypropylene
Long/short-term temperature		105°C / 120°C

Ordering data

Description	Cross section [mm²]	AWG	Color	Dimensions [mm] a	b	d	h	i	j	k	Type	Order No.	Pcs. / Pkt.
Ferrules, with plastic sleeve, color range as per **DIN 46228-4: 1990-09,** CSA-certified													
	0.25[1])	22	yellow	-	10.50	2.00	6.00	0.25	0.15	0.80	**AI 0,25- 6 YE**	**3203024**	100
	0.25[1])	22	yellow	-	12.50	2.00	8.00	0.25	0.15	0.80	**AI 0,25- 8 YE**	**3203037**	100
	0.5	20	white	-	12.00	2.50	6.00	0.25	0.15	1.10	**AI 0,5 - 6 WH**	**3200687**	100
	0.5	20	white	-	14.00	2.50	8.00	0.25	0.15	1.10	**AI 0,5 - 8 WH**	**3200014**	100
	0.5	20	white	-	14.00	2.50	8.00	0.25	0.15	1.10	**AI 0,5 - 8 WH -1000**	**3200881**	1000
	0.5	20	white	-	16.00	2.50	10.00	0.25	0.15	1.10	**AI 0,5 -10 WH**	**3201275**	100
	0.5[1])	20	white	-	18.00	2.50	12.00	0.25	0.15	1.10	**AI 0,5 -12 WH**	**3200506**	100
	0.75	18	gray	-	12.00	2.80	6.00	0.25	0.15	1.30	**AI 0,75- 6 GY**	**3200690**	100
	0.75	18	gray	-	14.00	2.80	8.00	0.25	0.15	1.30	**AI 0,75- 8 GY**	**3200519**	100
	0.75	18	gray	-	14.00	2.80	8.00	0.25	0.15	1.30	**AI 0,75- 8 GY -1000**	**3200894**	1000
	0.75	18	gray	-	16.00	2.80	10.00	0.25	0.15	1.30	**AI 0,75-10 GY**	**3201288**	100
	0.75	18	gray	-	18.00	2.80	12.00	0.25	0.15	1.30	**AI 0,75-12 GY**	**3200849**	100
	1	18	red	-	12.00	3.00	6.00	0.30	0.15	1.50	**AI 1 - 6 RD**	**3200742**	100
	1	18	red	-	14.00	3.00	8.00	0.30	0.15	1.50	**AI 1 - 8 RD**	**3200030**	100
	1	18	red	-	14.00	3.00	8.00	0.30	0.15	1.50	**AI 1 - 8 RD -1000**	**3200904**	1000
	1	18	red	-	16.00	3.00	10.00	0.30	0.15	1.50	**AI 1 -10 RD**	**3200182**	100
	1	18	red	-	18.00	3.00	12.00	0.30	0.15	1.50	**AI 1 -12 RD**	**3200674**	100
	1.5[1])	16	black	-	12.00	3.40	6.00	0.30	0.15	1.80	**AI 1,5 - 6 BK**	**3200755**	100
	1.5	16	black	-	14.00	3.40	8.00	0.30	0.15	1.80	**AI 1,5 - 8 BK**	**3200043**	100
	1.5	16	black	-	14.00	3.40	8.00	0.30	0.15	1.80	**AI 1,5 - 8 BK -1000**	**3200917**	1000
	1.5	16	black	-	16.00	3.40	10.00	0.30	0.15	1.80	**AI 1,5 -10 BK**	**3200195**	100
	1.5	16	black	-	18.00	3.40	12.00	0.30	0.15	1.80	**AI 1,5 -12 BK**	**3201482**	100
	1.5	16	black	-	24.00	3.40	18.00	0.30	0.15	1.80	**AI 1,5 -18 BK**	**3200056**	100
	2.5	14	blue	-	14.00	4.20	8.00	0.30	0.15	2.30	**AI 2,5 - 8 BU**	**3200522**	100
	2.5	14	blue	-	14.00	4.20	8.00	0.30	0.15	2.30	**AI 2,5 - 8 BU -1000**	**3200920**	1000
	2.5[1])	14	blue	-	17.00	4.20	10.00	0.30	0.15	2.30	**AI 2,5 -10 BU**	**3202533**	100
	2.5	14	blue	-	18.00	4.20	12.00	0.30	0.15	2.30	**AI 2,5 -12 BU**	**3200962**	100
	2.5	14	blue	-	24.00	4.20	18.00	0.30	0.15	2.30	**AI 2,5 -18 BU**	**3200580**	100
	4	12	gray	-	17.00	4.80	10.00	0.30	0.20	2.80	**AI 4 -10 GY**	**3200535**	100
	4	12	gray	-	20.00	4.80	12.00	0.30	0.20	2.80	**AI 4 -12 GY**	**3200959**	100
	4	12	gray	-	26.00	4.80	18.00	0.30	0.20	2.80	**AI 4 -18 GY**	**3200593**	100
	6	10	yellow	-	20.00	6.20	12.00	0.30	0.20	3.50	**AI 6 -12 YE**	**3200548**	100
	6	10	yellow	-	26.00	6.20	18.00	0.30	0.20	3.50	**AI 6 -18 YE**	**3200603**	100
	10	8	red	-	22.00	7.50	12.00	0.30	0.20	4.60	**AI 10 -12 RD**	**3200551**	100
	10	8	red	-	28.00	7.50	18.00	0.30	0.20	4.60	**AI 10 -18 RD**	**3200616**	100
	16	6	blue	-	24.00	8.80	12.00	0.40	0.20	5.80	**AI 16 -12 BU**	**3200564**	100
	16	6	blue	-	29.00	8.80	18.00	0.40	0.20	5.80	**AI 16 -18 BU**	**3200629**	100
	25	4	yellow	-	30.00	11.00	16.00	0.50	0.20	7.30	**AI 25 -16 YE**	**3200577**	50
	25	4	yellow	-	32.00	11.00	18.00	0.50	0.20	7.30	**AI 25 -18 YE**	**3201505**	50
	25	4	yellow	-	36.00	11.00	22.00	0.50	0.20	7.30	**AI 25 -22 YE**	**3200700**	50
	35	2	red	-	30.00	12.50	16.00	0.50	0.20	8.30	**AI 35 -16 RD**	**3200441**	50
	35	2	red	-	32.00	12.50	18.00	0.50	0.20	8.30	**AI 35 -18 RD**	**3201495**	50
	35	2	red	-	39.00	12.50	25.00	0.50	0.20	8.30	**AI 35 -25 RD**	**3200713**	50
	50	1/0	blue	-	36.00	15.00	20.00	0.60	0.35	10.30	**AI 50 -20 BU**	**3200454**	50
	50	1/0	blue	-	40.00	15.00	25.00	0.60	0.35	10.30	**AI 50 -25 BU**	**3200726**	25
	70[1])	2	yellow	-	37.00	16.00	20.00	0.60	0.35	12.70	**AI 70 -20 YE**	**3201848**	25
	95[1])	4	red	-	44.00	18.00	25.00	0.60	0.35	14.70	**AI 95 -25 RD**	**3201853**	25
	120[1])	5	blue	-	48.00	21.00	27.00	0.70	0.45	16.70	**AI120 -27 BU**	**3201822**	25

Ferrules with insulating collar with color code in acc. with NF C 63–023

- In terms of dimensions, these ferrules conform to DIN 46228–4: 1990–09
- The color code of the plastic insulating collar is based on the French standard NF C 63–023: 1994–02
- The metal sleeves are made from soft tin-plated electrolytic copper

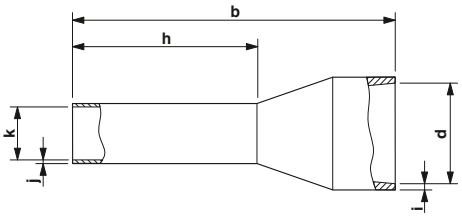

Notes:

[1]) These ferrules are not included in DIN 46228–4:1990–09.

Conductor cross sections from 0.5 to 50 mm²

	Technical data	Technical data
General data		
Material / coating		E-CU / tin-plated (galvanic)
Plastic sleeve material		polypropylene
Long/short-term temperature		105°C / 120°C

Ordering data

Description	Cross section [mm²]	AWG	Color	Dimensions [mm] a	b	d	h	i	j	k	Type	Order No.	Pcs. / Pkt.
Ferrules, with plastic sleeve, color code as per NF C 63-023: 1994-02, CSA-certified													
	0.5	20	white	-	12.00	2.50	6.00	0.25	0.15	1.10	**AI 0,5 - 6 WH**	**3200687**	100
	0.5	20	white	-	14.00	2.50	8.00	0.25	0.15	1.10	**AI 0,5 - 8 WH**	**3200014**	100
	0.5	20	white	-	14.00	2.50	8.00	0.25	0.15	1.10	**AI 0,5 - 8 WH -1000**	**3200881**	1000
	0.5	20	white	-	16.00	2.50	10.00	0.25	0.15	1.10	**AI 0,5 -10 WH**	**3201275**	100
	0.5[1])	20	white	-	18.00	2.50	12.00	0.25	0.15	1.10	**AI 0,5 -12 WH**	**3200506**	100
	0.75	18	blue	-	14.00	2.80	8.00	0.25	0.15	1.30	**AI 0,75- 8 BU**	**3200027**	100
	1	18	red	-	12.00	3.00	6.00	0.30	0.15	1.50	**AI 1 - 6 RD**	**3200742**	100
	1	18	red	-	14.00	3.00	8.00	0.30	0.15	1.50	**AI 1 - 8 RD**	**3200030**	100
	1	18	red	-	14.00	3.00	8.00	0.30	0.15	1.50	**AI 1 - 8 RD -1000**	**3200904**	1000
	1	18	red	-	16.00	3.00	10.00	0.30	0.15	1.50	**AI 1 -10 RD**	**3200182**	100
	1	18	red	-	18.00	3.00	12.00	0.30	0.15	1.50	**AI 1 -12 RD**	**3200674**	100
	1.5[1])	16	black	-	12.00	3.40	6.00	0.30	0.15	1.80	**AI 1,5 - 6 BK**	**3200755**	100
	1.5	16	black	-	14.00	3.40	8.00	0.30	0.15	1.80	**AI 1,5 - 8 BK**	**3200043**	100
	1.5	16	black	-	14.00	3.40	8.00	0.30	0.15	1.80	**AI 1,5 - 8 BK -1000**	**3200917**	1000
	1.5	16	black	-	16.00	3.40	10.00	0.30	0.15	1.80	**AI 1,5 -10 BK**	**3200195**	100
	1.5	16	black	-	18.00	3.40	12.00	0.30	0.15	1.80	**AI 1,5 -12 BK**	**3201482**	100
	1.5	16	black	-	24.00	3.40	18.00	0.30	0.15	1.80	**AI 1,5 -18 BK**	**3200056**	100
	2.5	14	gray	-	14.00	4.20	8.00	0.30	0.15	2.30	**AI 2,5 - 8 GY**	**3200069**	100
	2.5	14	gray	-	18.00	4.20	12.00	0.30	0.15	2.30	**AI 2,5 -12 GY**	**3200205**	100
	2.5	14	gray	-	24.00	4.20	18.00	0.30	0.15	2.30	**AI 2,5 -18 GY**	**3200072**	100
	4	12	orange	-	17.00	4.80	10.00	0.30	0.20	2.80	**AI 4 -10 OG**	**3200085**	100
	4	12	orange	-	20.00	4.80	12.00	0.30	0.20	2.80	**AI 4 -12 OG**	**3200438**	100
	4	12	orange	-	26.00	4.80	18.00	0.30	0.20	2.80	**AI 4 -18 OG**	**3200098**	100
	6	10	green	-	20.00	6.20	12.00	0.30	0.20	3.50	**AI 6 -12 GN**	**3200108**	100
	6	10	green	-	26.00	6.20	18.00	0.30	0.20	3.50	**AI 6 -18 GN**	**3200111**	100
	10	8	brown	-	22.00	7.50	12.00	0.30	0.20	4.60	**AI 10 -12 BN**	**3200124**	100
	10	8	brown	-	28.00	7.50	18.00	0.30	0.20	4.60	**AI 10 -18 BN**	**3200137**	100
	16	6	ivory	-	24.00	8.80	12.00	0.40	0.20	5.80	**AI 16 -12 IV**	**3201181**	100
	25	4	black	-	30.00	11.00	16.00	0.50	0.20	7.30	**AI 25 -16 BK**	**3200412**	50
	25	4	black	-	36.00	11.00	22.00	0.50	0.20	7.30	**AI 25 -22 BK**	**3200739**	50
	35	2	red	-	30.00	12.50	16.00	0.50	0.20	8.30	**AI 35 -16 RD**	**3200441**	50
	35	2	red	-	39.00	12.50	25.00	0.50	0.20	8.30	**AI 35 -25 RD**	**3200713**	50
	50	1/0	blue	-	36.00	15.00	20.00	0.60	0.35	10.30	**AI 50 -20 BU**	**3200454**	50
	50	1/0	blue	-	40.00	15.00	25.00	0.60	0.35	10.30	**AI 50 -25 BU**	**3200726**	25

Ferrules with insulating collar in special colors

– The ferrules with plastic sleeve are made from soft tin-plated electrolytic copper
– In terms of dimensions, they conform to DIN 46228–4: 1990–09

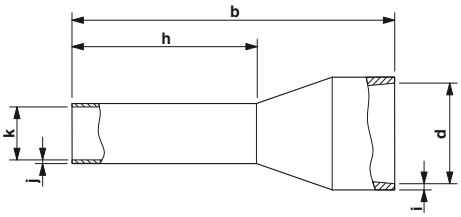

Conductor cross sections from 0.14 to 120 mm²

Notes:
[1]) These ferrules are not included in DIN 46228–4:1990–09.

	Technical data	Technical data
General data		
Material / coating		E-CU / tin-plated (galvanic)
Plastic sleeve material		polypropylene
Long/short-term temperature		105°C / 120°C

Description	Cross section [mm²]	AWG	Color	Dimensions [mm] a	b	d	h	i	j	k	Type	Order No.	Pcs. / Pkt.
	0.14	24	gray	-	12.50	2.00	8.00	0.25	0.15	0.80	**AI 0,14- 8 GY -1000**	**3203011**	1000
	0.25[1])	22	blue	-	10.50	2.00	6.00	0.25	0.15	0.80	**AI 0,25- 6 BU**	**3203040**	100
	0.25[1])	22	blue	-	16.50	2.00	12.00	0.25	0.15	0.80	**AI 0,25-12 BU**	**3200632**	100
	0.34[1])	22	turquoise	-	10.50	2.00	6.00	0.25	0.15	0.80	**AI 0,34- 6 TQ**	**3203053**	100
	0.34[1])	22	turquoise	-	12.50	2.00	8.00	0.25	0.15	0.80	**AI 0,34- 8 TQ**	**3203066**	100
	0.34[1])	22	turquoise	-	16.50	2.00	12.00	0.25	0.15	0.80	**AI 0,34-12 TQ**	**3200645**	100
	0.5	20	orange	-	12.00	2.50	6.00	0.25	0.15	1.10	**AI 0,5 - 6 OG**	**3201301**	100
	0.5	20	orange	-	14.00	2.50	8.00	0.25	0.15	1.10	**AI 0,5 - 8 OG**	**3201123**	100
	0.5	20	orange	-	14.00	2.50	10.00	0.25	0.15	1.10	**AI 0,5 -10 OG**	**3241126**	500
	0.75	18	white	-	12.00	2.80	6.00	0.25	0.15	1.30	**AI 0,75- 6 WH**	**3201314**	100
	0.75	18	white	-	14.00	2.80	8.00	0.25	0.15	1.30	**AI 0,75- 8 WH**	**3201110**	100
	1	18	yellow	-	12.00	3.00	6.00	0.30	0.15	1.50	**AI 1 - 6 YE**	**3201327**	100
	1	18	yellow	-	14.00	3.00	8.00	0.30	0.15	1.50	**AI 1 - 8 YE**	**3201097**	100
	1.5	16	red	-	14.00	3.40	8.00	0.30	0.15	1.80	**AI 1,5 - 8 RD**	**3201136**	100
	1.5	16	red	-	14.00	3.40	18.00	0.30	0.15	1.80	**AI 1,5 -18 RD**	**3241125**	500
	2.5	14	blue	-	14.00	4.20	8.00	0.30	0.15	2.30	**AI 2,5 - 8 BU**	**3200522**	100
	2.5	14	blue	-	14.00	4.20	8.00	0.30	0.15	2.30	**AI 2,5 - 8 BU -1000**	**3200920**	1000
	2.5	14	blue	-	18.00	4.20	12.00	0.30	0.15	2.30	**AI 2,5 -12 BU**	**3200962**	100
	2.5	14	blue	-	24.00	4.20	18.00	0.30	0.15	2.30	**AI 2,5 -18 BU**	**3200580**	100
	4	12	gray	-	17.00	4.80	10.00	0.30	0.20	2.80	**AI 4 -10 GY**	**3200535**	100
	4	12	gray	-	20.00	4.80	12.00	0.30	0.20	2.80	**AI 4 -12 GY**	**3200959**	100
	4	12	gray	-	26.00	4.80	18.00	0.30	0.20	2.80	**AI 4 -18 GY**	**3200593**	100
	6	10	black	-	20.00	6.20	12.00	0.30	0.20	3.50	**AI 6 -12 BK**	**3201107**	100
	10	8	ivory	-	22.00	7.50	12.00	0.30	0.20	4.60	**AI 10 -12 IV**	**3201068**	100
	16	6	green	-	24.00	8.80	12.00	0.40	0.20	5.80	**AI 16 -12 GN**	**3201152**	100
	16	6	green	-	28.00	8.80	18.00	0.40	0.20	5.80	**AI 16 -18 GN**	**3201330**	100
	25	4	brown	-	30.00	11.00	16.00	0.50	0.20	7.30	**AI 25 -16 BN**	**3201084**	50
	35	2	beige	-	30.00	12.50	16.00	0.50	0.20	8.30	**AI 35 -16 BE**	**3201071**	50
	50	1/0	olive	-	36.00	15.00	20.00	0.60	0.35	10.30	**AI 50 -20 OL**	**3201178**	50
	95[1])	4	red	-	44.00	18.00	25.00	0.60	0.35	14.70	**AI 95 -25 RD**	**3201853**	25
	120[1])	5	blue	-	48.00	21.00	27.00	0.70	0.45	16.70	**AI120 -27 BU**	**3201822**	25

Ferrules for special applications

- These ferrules enable practical crimping of conductors with increased insulation
- Due to the increased diameter of the insulating collar, this type of ferrule is specifically used with AWG cables

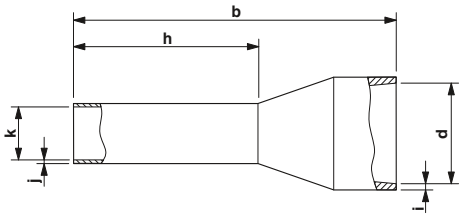

Conductor cross sections from 0.5 to 1.5 mm²

	Technical data	Technical data
General data		
Material / coating		E-CU / tin-plated (galvanic)
Plastic sleeve material		polypropylene
Long/short-term temperature		105°C / 120°C

Ordering data

Description	Cross section [mm²]	AWG	Color	Dimensions [mm] a	b	d	h	i	j	k	Type	Order No.	Pcs. / Pkt.
Ferrules, with plastic sleeves, CSA-certified													
	0.5	20	white	-	13.50	3.00	8.00	0.25	0.15	1.10	**AI 0,5 - 8 WH-GB**	**1208966**	500
	0.5	20	white	-	15.50	3.00	10.00	0.25	0.15	1.10	**AI 0,5-10 WH-GB**	**3203150**	100
	0.75	18	gray	-	14.00	3.40	8.00	0.25	0.15	1.30	**AI 0,75- 8 GY-GB**	**1208979**	500
	0.75	18	gray	-	16.00	3.40	10.00	0.25	0.15	1.30	**AI 0,75-10 GY-GB**	**3203163**	100
	1	18	red	-	14.00	3.40	8.00	0.30	0.15	1.50	**AI 1 - 8 RD-GB**	**1208982**	500
	1	18	red	-	16.00	3.40	10.00	0.30	0.15	1.50	**AI 1 -10 RD-GB-1000**	**1208869**	1000
	1.5	16	black	-	14.00	3.70	8.00	0.30	0.15	1.80	**AI 1,5 - 8 BK-GB-1000**	**3202892**	1000
	1.5	16	black	-	16.00	3.70	10.00	0.30	0.15	1.80	**AI 1,5 -10 BK-GB-1000**	**1208872**	1000

Ferrules for special applications

– Suitable for conductors with thicker insulation, such as short-circuit-proof conductors

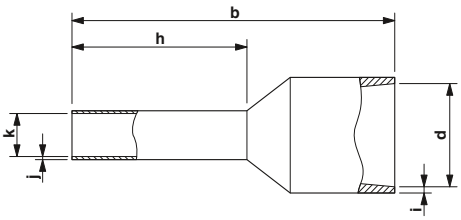

Conductor cross sections from 1.5 to 16 mm²

	Technical data	Technical data
General data		
Material / coating		E-CU / tin-plated (galvanic)
Plastic sleeve material		polypropylene
Long/short-term temperature		105°C / 120°C

Description	Cross section [mm²]	AWG	Color	Dimensions [mm] a	b	d	h	i	j	k	Type	Order No.	Pcs. / Pkt.
Ferrules, with plastic sleeve, color range as per **DIN 46228-4: 1990-09,** CSA-certified													
	1.5	16	black	-	17.50	7.00	8.00	0.30	0.15	1.80	**AI-XL 1,5- 8 BK**	**3201916**	100
	1.5	16	black	-	19.50	7.00	10.00	0.30	0.15	1.80	**AI-XL 1,5-10 BK**	**3201974**	100
	2.5	14	blue	-	17.50	7.90	8.00	0.30	0.15	2.30	**AI-XL 2,5- 8 BU**	**3201929**	100
	2.5	14	blue	-	21.50	7.90	12.00	0.30	0.15	2.30	**AI-XL 2,5-12 BU**	**3201987**	100
	4	12	gray	-	19.50	7.90	10.00	0.30	0.20	2.90	**AI-XL 4 -10 GY**	**3201932**	100
	6	10	yellow	-	23.00	8.70	12.00	0.30	0.20	3.60	**AI-XL 6 -12 YE**	**3201945**	100
	10	8	red	-	24.00	10.20	12.00	0.30	0.20	4.60	**AI-XL 10 -12 RD**	**3201958**	100
	16	6	blue	-	25.50	12.50	12.00	0.40	0.20	6.00	**AI-XL 16 -12 BU**	**3201961**	100

Ferrules for special applications

- The TWIN ferrules provide a practical way of crimping two conductors in one ferrule
- These special ferrules allow chain bridges to be set up with ease
- Different versions of the individual TWIN ferrules can be selected for specific applications

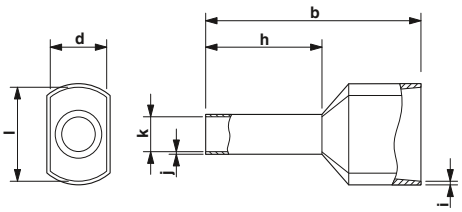

Conductor cross sections from 2 x 0.5 to 2 x 16 mm²

	Technical data	Technical data
General data		
Material / coating		E-CU / tin-plated (galvanic)
Plastic sleeve material		polypropylene
Long/short-term temperature		105°C / 120°C

Description	Cross section [mm²]	Cross section AWG	Color	Dimensions [mm] b	d	h	i	j	k	l	Type	Order No.	Pcs. / Pkt.
Ferrules, with plastic sleeve, color range as per **DIN 46228-4: 1990-09,** CSA-certified													
	2 x 0.5	2 x 20	white	15.00	2.50	8.00	0.25	0.15	1.50	-	**AI-TWIN 2X 0,5 - 8 WH**	**3200933**	100
	2 x 0.75	2 x 18	gray	15.00	2.80	8.00	0.25	0.15	1.80	-	**AI-TWIN 2X 0,75- 8 GY**	**3200807**	100
	2 x 0.75	2 x 18	gray	17.00	2.80	10.00	0.25	0.15	1.80	-	**AI-TWIN 2X 0,75-10 GY**	**3200975**	100
	2 x 1	2 x 18	red	15.00	3.40	8.00	0.30	0.15	2.05	-	**AI-TWIN 2X 1 - 8 RD**	**3200810**	100
	2 x 1	2 x 18	red	17.00	3.40	10.00	0.30	0.15	2.05	-	**AI-TWIN 2X 1 -10 RD**	**3200988**	100
	2 x 1	2 x 18	red	19.00	3.40	12.00	0.30	0.15	2.05	-	**AI-TWIN 2X1-12 RD**	**3240679**	100
	2 x 1.5	2 x 16	black	16.00	3.60	8.00	0.30	0.15	2.30	-	**AI-TWIN 2X 1,5 - 8 BK**	**3200823**	100
	2 x 1.5	2 x 16	black	18.00	3.60	10.00	0.30	0.15	2.30	-	**AI-TWIN 2X 1,5 -10 BK**	**3201534**	100
	2 x 1.5	2 x 16	black	20.00	3.60	12.00	0.30	0.15	2.30	-	**AI-TWIN 2X 1,5 -12 BK**	**3200991**	100
	2 x 2.5	2 x 14	blue	18.50	4.20	10.00	0.30	0.20	2.90	-	**AI-TWIN 2X 2,5 -10 BU**	**3200836**	100
	2 x 2.5	2 x 14	blue	21.50	4.20	13.00	0.30	0.20	2.90	-	**AI-TWIN 2X 2,5 -13 BU**	**3200878**	100
	2 x 4	2 x 12	gray	23.00	4.90	12.00	0.30	0.20	3.80	-	**AI-TWIN 2X 4 -12 GY**	**3201000**	100
	2 x 6	2 x 10	yellow	25.00	5.90	14.00	0.40	0.20	4.90	-	**AI-TWIN 2X 6 -14 YE**	**3201013**	100
	2 x 10	2 x 8	red	26.00	7.20	14.00	0.40	0.20	6.50	-	**AI-TWIN 2X10 -14 RD**	**3201026**	100
	2 x 16	2 x 6	blue	31.00	8.80	16.00	0.50	0.20	8.50	-	**AI-TWIN 2X16 -16 BU**	**3202847**	50
Ferrules, with plastic sleeve, color range according to NF C 63-023, CSA-certified													
	2 x 0.75	18	blue	15.00	2.80	8.00	0.25	0.15	1.80	-	**AI-TWIN 2X0,75-8 BU**	**3240668**	100
	2 x 2.5	14	gray	18.50	4.20	10.00	0.30	0.20	2.90	-	**AI-TWIN 2X2,5-10 GY**	**3240669**	100

Ferrules with plastic sleeve, taped, supplied on large coils

– Ferrules in tape format for automatic processing
– The ferrules are supplied on large coils, each containing a quantity of up to 3000

Conductor cross section of 0.5 - 2.5 mm²

Technical data

General data	
Material / coating	E-CU / tin-plated (galvanic)
Plastic sleeve material	polypropylene
Long/short-term temperature	105°C / 120°C

Ordering data

Description	Cross section [mm²]	AWG	Color	Dimensions [mm] a	b	d	h	i	j	k	Type	Order No.	Pcs. / Pkt.
Taped ferrules, with plastic sleeve, large coils for automatic processing, color range acc. to DIN 46228–4: 1990–09, CSA certified													
	0.5	20	white	-	14.00	2.50	8.00	0.25	0.15	1.10	**AI 0,5-8 WH-B 3000**	**3240663**	3000
	0.75	18	gray	-	14.00	2.80	8.00	0.25	0.15	1.30	**AI 0,75-8 GY-B 3000**	**3240664**	3000
	1	18	red	-	14.00	3.00	8.00	0.30	0.15	1.50	**AI 1-8 RD-B 3000**	**3240665**	3000
	1.5	16	black	-	14.00	3.40	8.00	0.30	0.15	1.80	**AI 1,5-8 BK-B 2500**	**3240666**	2500
	2.5	14	blue	-	14.00	4.20	8.00	0.30	0.15	2.30	**AI 2,5-8 BU-B 1500**	**3240667**	1500

Ferrules with plastic collar in strip form

new

– Suitable for processing with the CRIMPFOX 4 IN 1
– The ferrules with plastic sleeve are made from soft tin-plated electrolytic copper
– In terms of dimensions, they conform to DIN 46228–4: 1990–09



Conductor cross section of 0.5 - 2.5 mm²

Technical data

General data	
Material / coating	E-CU / tin-plated (galvanic)
Plastic sleeve material	polypropylene
Long/short-term temperature	105°C / 120°C

Ordering data

Description	Cross section [mm²]	AWG	Color	Dimensions [mm] a	b	d	h	i	j	k	Type	Order No.	Pcs. / Pkt.
Taped ferrules, 0.5 mm², sleeve length: 8 mm, with plastic collar, according to DIN 46228-4, white, for processing with the CRIMPFOX 4 IN 1, 10 strips each with 50 sleeves per strip													
	0.5	20	white	-	14.00	2.50	8.00	0.25	0.15	1.10	**AI 0,5-8 WH S1**	**1200104**	500
	0.75	18	gray	-	14.00	2.80	8.00	0.25	0.15	1.30	**AI 0,75-8 GY S1**	**1200105**	500
	1	18	red	-	14.00	3.00	8.00	0.30	0.15	1.50	**AI 1,0-8 RD S1**	**1200106**	500
	1.5	16	black	-	14.00	3.40	8.00	0.30	0.15	1.80	**AI 1,5-8 BK S1**	**1200107**	500
10 strips each with 40 sleeves per strip	2.5	14	blue	-	14.00	4.20	8.00	0.30	0.15	2.30	**AI 2,5-8 BU S1**	**1200108**	400

Assortment boxes containing ferrules

- The practical assortment boxes are designed to keep your workshop tidy
- Color coding and the transparent cover facilitate fast access to the required ferrules
- Using the integrated euro-clip, they can be hung up on perforated board walls, for example, to save space

Ordering data

Description	Color	Type	Order No.	Pcs. / Pkt.
Sorti-box, equipped with ferrules in accordance with DIN 46228-4, CSA-certified 500 pcs. each of AI 0,5-8 WH, AI 2,5-8 BU, 100 pcs. each of AI 0,75-8 GY, AI 1-8 RD, AI 1,5-8 BK	red	**AI SORTI BOX RD**	**3202960**	1
Sorti-box, equipped with ferrules in accordance with DIN 46228-4, CSA-certified 50 pcs. of AI 4-10 GY, 20 pcs. each of AI 6-12 YE, AI 10-12 RD, 10 pcs. of AI 16-12 BU	anthracite	**AI SORTI BOX ANT**	**3202973**	1
Sorti-box, equipped with TWIN ferrules in accordance with DIN 46228-4, CSA-certified 500 pcs. each of AI-TWIN 2x0,5-8 WH, AI-TWIN 2x0,75-8 GY, AI-TWIN 2x1-8 RD, AI-TWIN 2x1,5-8 BK 25 pcs.of AI-TWIN 2x2,5-10 BU	blue	**AI-TWIN SORTI BOX BU**	**3202986**	1
Sorti-box, equipped with TWIN ferrules in accordance with DIN 46228-4, CSA-certified 20 pcs. of AI-TWIN 2x4-12 GY, 10 pcs. each of AI-TWIN 2x6-14 YE, AI-TWIN 2x10-14 RD	gray	**AI-TWIN SORTI BOX GY**	**3202999**	1
Assortment box, empty, with five compartments	light gray	**AI SORTI BOX-E LGY**	**3203008**	10

Ferrule set with tool

– Stripping and crimping set with a selection of CSA/CSA-certified ferrules

EAC

Description	Ordering data		
	Type	Order No.	Pcs. / Pkt.
Range box, made of metal, equipped with ferrules in accordance with DIN 46228–4: 1990–09, CSA-certified 500 pieces each of AI 0,25-6 YE, AI 0,34-6 TQ, AI 0,5-8 WH, AI 0,75-8 GY, AI 1-8 RD, AI 1,5-8 BK, 300 pieces of AI 2,5-8 BU, 200 pieces of AI 4-10 GY, 100 pieces of AI 6-12 YE as well as stripping tool for wires and conductors of up to 6 mm² Crimp pliers for ferrules in accordance with DIN 46228, Part 1+4, 0.5 – 6 mm², front insertion, trapezoidal crimp	**CRIMPSET 6**	**1202072**	1
Range box, made of metal, equipped with ferrules in accordance with DIN 46228–4: 1990–09, CSA-certified 300 pieces of AI 10-12 RD, 200 pieces of AI 16-12 BU, 100 pieces of AI 25-16 YE as well as stripping tool, for stripping wires of 4.5 - 40 mm, Crimp pliers for ferrules in accordance with DIN 46228, Part 1+4, 10 - 25 mm², lateral insertion, WM crimp	**CRIMPSET 25**	**1202580**	1
Assortment box, metal, no components mounted	**CRIMPSET 6/25 LEER**	**1204041**	1

Ring cable lugs, non-insulated

- The ring cable lugs without plastic sleeve are made from high-quality tin-plated electrolytic copper for maximum protection against corrosion
- The hard-soldered press zone enables maximum conductor extraction values to be achieved
- The CRIMPFOX-RC... tools from our CRIMPFOX range of crimping pliers are available for optimum crimping

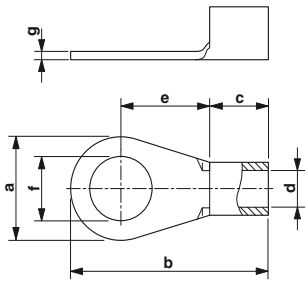

Conductor cross sections from 0.5 to 240 mm²

	Technical data	Technical data
General data		
Material / coating		Copper / Tin-plated
Temperature range [°C]		... 110

Description	Cross section [mm²]	Cross section AWG	Color	Dimensions [mm] a	b	c	d	e	f	g	Type	Order No.	Pcs. / Pkt.
Ring cable lug, non-isolated, as per DIN 46234													
	0.5 - 1	20 - 18	silver	6.00	14.00	5.00	1.60	6.00	2.80	0.80	**C-RC 1/M2,5 DIN**	**3240069**	100
	0.5 - 1	20 - 18	silver	6.00	14.00	5.00	1.60	6.00	3.20	0.80	**C-RC 1/M3 DIN**	**3240070**	100
	0.5 - 1	20 - 18	silver	6.00	14.00	5.00	1.60	6.00	3.70	0.80	**C-RC 1/M3,5 DIN**	**3240071**	100
	0.5 - 1	20 - 18	silver	8.00	16.00	5.00	1.60	7.00	4.30	0.80	**C-RC 1/M4 DIN**	**3240072**	100
	0.5 - 1	20 - 18	silver	10.00	18.00	5.00	1.60	8.00	5.30	0.80	**C-RC 1/M5 DIN**	**3240073**	100
	0.5 - 1	20 - 18	silver	10.00	18.00	5.00	1.60	8.00	6.50	0.80	**C-RC 1/M6 DIN**	**3240074**	100
	0.5 - 1	20 - 18	silver	11.60	22.00	5.00	1.60	12.00	8.40	0.80	**C-RC 1/M8 DIN**	**3240075**	100
2.5 mm²	1 - 2.5	18 - 14	silver	6.00	14.00	5.00	2.30	6.00	3.20	0.80	**C-RC 2,5/M3 DIN**	**3240076**	100
	1 - 2.5	18 - 14	silver	6.00	14.00	5.00	2.30	6.00	3.70	0.80	**C-RC 2,5/M3,5 DIN**	**3240077**	100
	1 - 2.5	18 - 14	silver	8.00	16.00	5.00	2.30	7.00	4.30	0.80	**C-RC 2,5/M4 DIN**	**3240078**	100
	1 - 2.5	18 - 14	silver	10.00	19.00	5.00	2.30	9.00	5.30	0.80	**C-RC 2,5/M5 DIN**	**3240079**	100
	1 - 2.5	18 - 14	silver	11.00	21.50	5.00	2.30	11.00	6.50	0.80	**C-RC 2,5/M6 DIN**	**3240080**	100
	1 - 2.5	18 - 14	silver	14.00	24.00	5.00	2.30	12.00	8.40	0.80	**C-RC 2,5/M8 DIN**	**3240081**	100
	1 - 2.5	18 - 14	silver	14.00	25.40	5.00	2.30	12.00	10.50	0.80	**C-RC 2,5/M10 DIN**	**3240082**	100
	2.6 - 6	12 - 10	silver	8.00	17.50	6.00	3.60	8.00	4.30	1.00	**C-RC 6/M4 DIN**	**3240083**	50
	2.6 - 6	12 - 10	silver	10.00	20.00	6.00	3.60	9.00	5.30	1.00	**C-RC 6/M5 DIN**	**3240084**	50
	2.6 - 6	12 - 10	silver	11.00	22.00	6.00	3.60	10.00	6.50	1.00	**C-RC 6/M6 DIN**	**3240085**	50
	2.6 - 6	12 - 10	silver	14.00	26.00	6.00	3.60	13.00	8.40	1.00	**C-RC 6/M8 DIN**	**3240086**	50
	2.6 - 6	12 - 10	silver	18.00	30.00	6.00	3.60	15.00	10.50	1.00	**C-RC 6/M10 DIN**	**3240087**	50
	2.6 - 6	12 - 10	silver	18.00	35.50	6.00	3.60	15.00	13.00	1.00	**C-RC 6/M12 DIN**	**3240088**	50
	- 10	- 8	silver	10.00	21.00	8.00	4.50	8.00	5.30	1.10	**C-RC 10/M5 DIN**	**3240089**	100
	- 10	- 8	silver	11.00	23.00	8.00	4.50	9.00	6.50	1.10	**C-RC 10/M6 DIN**	**3240090**	100
	- 10	- 8	silver	14.00	27.00	8.00	4.50	12.00	8.40	1.10	**C-RC 10/M8 DIN**	**3240091**	100
	- 10	- 8	silver	18.00	30.00	8.00	4.50	13.00	10.50	1.10	**C-RC 10/M10 DIN**	**3240092**	100
	- 10	- 8	silver	22.00	34.00	8.00	4.50	15.00	13.00	1.10	**C-RC 10/M12 DIN**	**3240093**	100
	- 16	- 6	silver	11.00	26.00	10.00	5.80	10.00	5.30	1.10	**C-RC 16/M5 DIN**	**3240094**	100
	- 16	- 6	silver	11.00	26.00	10.00	5.80	10.00	6.50	1.20	**C-RC 16/M6 DIN**	**3240095**	100
	- 16	- 6	silver	14.00	29.00	10.00	5.80	12.00	8.40	1.20	**C-RC 16/M8 DIN**	**3240096**	100
	- 16	- 6	silver	18.00	33.00	10.00	5.80	14.00	10.50	1.20	**C-RC 16/M10 DIN**	**3240097**	100
	- 16	- 6	silver	22.00	37.00	10.00	5.80	16.00	13.00	1.20	**C-RC 16/M12 DIN**	**3240098**	100
	- 25	- 4	silver	12.00	31.00	11.00	7.50	14.00	5.30	1.50	**C-RC 25/M5 DIN**	**3240099**	100
	- 25	- 4	silver	12.00	31.00	11.00	7.50	14.00	6.50	1.50	**C-RC 25/M6 DIN**	**3240100**	100
	- 25	- 4	silver	16.00	33.00	11.00	7.50	14.00	8.40	1.50	**C-RC 25/M8 DIN**	**3240101**	100
	- 25	- 4	silver	18.00	35.00	11.00	7.50	15.00	10.50	1.50	**C-RC 25/M10 DIN**	**3240102**	100
	- 25	- 4	silver	31.00	42.00	11.00	7.50	20.00	13.00	1.50	**C-RC 25/M12 DIN**	**3240103**	100
	- 25	- 4	silver	35.00	49.00	11.00	7.50	25.00	17.00	1.50	**C-RC 25/M16 DIN**	**3240104**	100
	- 35	- 2	silver	15.00	34.00	12.00	9.00	14.00	6.50	1.60	**C-RC 35/M6 DIN**	**3240105**	100
	- 35	- 2	silver	16.00	34.00	12.00	9.00	14.00	8.40	1.60	**C-RC 35/M8 DIN**	**3240106**	100
	- 35	- 2	silver	18.00	36.00	12.00	9.00	15.00	10.50	1.60	**C-RC 35/M10 DIN**	**3240107**	100
	- 35	- 2	silver	22.00	42.00	12.00	9.00	19.00	13.00	1.60	**C-RC 35/M12 DIN**	**3240108**	100
	- 35	- 2	silver	28.00	50.00	12.00	9.00	24.00	17.00	1.60	**C-RC 35/M16 DIN**	**3240109**	100
	- 50	- 1/0	silver	18.00	43.00	16.00	11.00	18.00	6.50	1.80	**C-RC 50/M6 DIN**	**3240110**	100
	- 50	- 1/0	silver	18.00	43.00	16.00	11.00	18.00	8.40	1.80	**C-RC 50/M8 DIN**	**3240111**	100
	- 50	- 1/0	silver	18.00	43.00	16.00	11.00	18.00	10.50	1.80	**C-RC 50/M10 DIN**	**3240112**	100
	- 50	- 1/0	silver	22.00	47.00	16.00	11.00	20.00	13.00	1.80	**C-RC 50/M12 DIN**	**3240113**	100
	- 50	- 1/0	silver	28.00	54.00	16.00	11.00	24.00	17.00	1.80	**C-RC 50/M16 DIN**	**3240114**	100
	- 70	- 2/0	silver	22.00	49.00	18.00	13.00	20.00	6.50	2.00	**C-RC 70/M6 DIN**	**3240115**	100
	- 70	- 2/0	silver	22.00	49.00	18.00	13.00	20.00	8.40	2.00	**C-RC 70/M8 DIN**	**3240116**	100
	- 70	- 2/0	silver	22.00	49.00	18.00	13.00	20.00	10.50	2.00	**C-RC 70/M10 DIN**	**3240117**	100
	- 95	- 3/0	silver	24.00	54.00	20.00	15.00	22.00	8.40	2.50	**C-RC 95/M8 DIN**	**3240120**	50
	- 95	- 3/0	silver	24.00	54.00	20.00	15.00	22.00	10.50	2.50	**C-RC 95/M10 DIN**	**3240121**	50
	- 95	- 3/0	silver	24.00	54.00	20.00	15.00	22.00	13.00	2.50	**C-RC 95/M12 DIN**	**3240122**	50

Ring cable lugs, non-insulated

Conductor cross sections from 0.5 to 240 mm²

	Technical data	Technical data
General data		
Material / coating		Copper / Tin-plated
Temperature range [°C]		... 110

Ordering data

Description	Cross section [mm²]	Cross section AWG	Color	Dimensions [mm] a	b	c	d	e	f	g	Type	Order No.	Pcs. / Pkt.
Ring cable lug, non-isolated, as per DIN 46234													
	120	250	silver	24.00	56.00	22.00	16.50	22.00	8.40	3.00	**C-RC 120/M8 DIN**	**3240124**	25
	120	250	silver	24.00	56.00	22.00	16.50	22.00	10.50	3.00	**C-RC 120/M10 DIN**	**3240125**	25
	120	250	silver	24.00	56.00	22.00	16.50	22.00	13.00	3.00	**C-RC 120/M12 DIN**	**3240126**	25
	150	300	silver	30.00	65.00	24.00	19.00	26.00	10.50	3.20	**C-RC 150/M10 DIN**	**3240128**	25
	150	300	silver	30.00	65.00	24.00	19.00	26.00	13.00	3.20	**C-RC 150/M12 DIN**	**3240129**	25
	150	300	silver	30.00	65.00	24.00	19.00	26.00	17.00	3.20	**C-RC 150/M16 DIN**	**3240130**	25
	185	350	silver	36.00	74.00	28.00	21.00	22.00	10.50	3.50	**C-RC 185/M10 DIN**	**3240131**	20
	185	350	silver	36.00	74.00	28.00	21.00	22.00	13.00	3.50	**C-RC 185/M12 DIN**	**3240132**	20
	185	350	silver	36.00	74.00	28.00	21.00	22.00	17.00	3.50	**C-RC 185/M16 DIN**	**3240133**	20
	240	500	silver	38.00	75.00	32.00	23.50	24.00	10.50	4.00	**C-RC 240/M10 DIN**	**3240134**	10
	240	500	silver	38.00	75.00	32.00	23.50	24.00	13.00	4.00	**C-RC 240/M12 DIN**	**3240135**	10
	240	500	silver	38.00	75.00	32.00	23.50	24.00	17.00	4.00	**C-RC 240/M16 DIN**	**3240136**	10

Ring cable lugs, insulated

- The insulated ring cable lugs with plastic sleeve are hard-soldered and feature the 'EASY ENTRY' system
- The sleeves are conically tapered to facilitate easy and correct insertion of the conductor

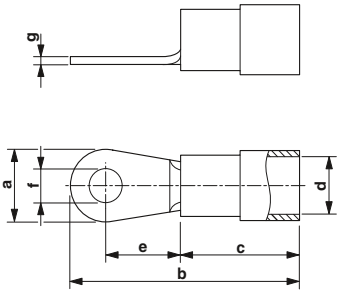

Conductor cross sections from 0.5 to 10 mm²

EAC

	Technical data	Technical data
General data		
Material / coating		Copper / Tin-plated
Temperature range [°C]		-20 ... 105

Description	Cross section [mm²]	Cross section AWG	Color	Dimensions [mm] a	b	c	d	e	f	g	Type	Order No.	Pcs. / Pkt.
Ring cable lug, insulated, according to UL													
	0.5 - 1.5	20 - 16	red	5.50	17.50	10.50	4.10	4.30	3.20	0.75	**C-RCI 1,5/M3**	**3240016**	100
	0.5 - 1.5	20 - 16	red	5.50	17.50	10.50	4.10	4.30	3.70	0.75	**C-RCI 1,5/M3,5**	**3240017**	100
	0.5 - 1.5	20 - 16	red	8.00	21.70	10.50	4.10	7.30	4.30	0.75	**C-RCI 1,5/M4**	**3240018**	100
	0.5 - 1.5	20 - 16	red	8.00	21.70	10.50	4.10	7.30	5.30	0.75	**C-RCI 1,5/M5**	**3240019**	100
	0.5 - 1.5	20 - 16	red	11.60	27.60	10.50	4.10	11.20	6.50	0.75	**C-RCI 1,5/M6**	**3240020**	100
2.5 mm²	1.5 - 2.5	16 - 14	blue	6.60	20.60	11.00	4.50	7.80	3.20	0.80	**C-RCI 2,5/M3**	**3240021**	100
	1.5 - 2.5	16 - 14	blue	6.60	20.60	11.00	4.50	6.30	3.70	0.80	**C-RCI 2,5/M3,5**	**3240022**	100
	1.5 - 2.5	16 - 14	blue	8.50	23.00	11.00	4.50	7.80	4.30	0.80	**C-RCI 2,5/M4**	**3240023**	100
	1.5 - 2.5	16 - 14	blue	9.50	23.00	11.00	4.50	7.30	5.30	0.80	**C-RCI 2,5/M5**	**3240024**	100
	1.5 - 2.5	16 - 14	blue	12.00	28.10	11.00	4.50	11.00	6.50	0.80	**C-RCI 2,5/M6**	**3240025**	50
	1.5 - 2.5	16 - 14	blue	12.00	28.10	11.00	4.50	11.00	8.50	0.80	**C-RCI 2,5/M8**	**3240026**	50
	4 - 6	12 - 10	yellow	9.50	26.70	14.00	6.60	8.00	4.30	1.00	**C-RCI 6/M4**	**3240027**	50
	4 - 6	12 - 10	yellow	9.50	26.70	14.00	6.60	8.00	5.30	1.00	**C-RCI 6/M5**	**3240028**	50
	4 - 6	12 - 10	yellow	12.00	32.70	14.00	6.60	12.70	6.50	1.00	**C-RCI 6/M6**	**3240029**	25
	4 - 6	12 - 10	yellow	15.00	34.90	14.00	6.60	13.40	8.50	1.00	**C-RCI 6/M8**	**3240030**	25
	4 - 6	12 - 10	yellow	15.00	34.90	14.00	6.60	13.40	10.50	1.00	**C-RCI 6/M10**	**3240031**	25
	- 10	- 8	red	10.00	31.30	16.00	7.50	10.90	5.30	1.10	**C-RCI 10/M5**	**3240219**	50
	- 10	- 8	red	11.00	31.30	16.00	7.50	19.30	6.50	1.10	**C-RCI 10/M6**	**3240220**	50
	- 10	- 8	red	14.00	37.30	16.00	7.50	13.80	8.40	1.10	**C-RCI 10/M8**	**3240221**	50
	- 10	- 8	red	18.00	37.30	16.00	7.50	13.80	10.50	1.10	**C-RCI 10/M10**	**3240222**	50

Ring cable lugs, insulated with additional crimp zone for conductor insulation

- The insulated ring cable lugs with plastic sleeve are hard-soldered and feature the 'EASY ENTRY' system
- The sleeves are conically tapered to facilitate easy and correct insertion of the conductor

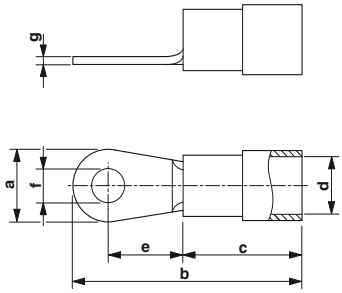

Conductor cross sections from 0.5 to 10 mm²

Technical data

General data	
Material / coating	Copper / Tin-plated
Temperature range [°C]	-20 ... 105

Ordering data

Description	Cross section [mm²]	Cross section AWG	Color	Dimensions [mm] a	b	c	d	e	f	g	Type	Order No.	Pcs. / Pkt.
Ring cable lug, insulated, with additional crimp zone for conductor insulation													
	0.5 - 1.5	20 - 16	red	5.50	17.70	11.00	4.10	4.00	3.20	0.75	**C-RCEI 1,5/M3**	**3241201**	100
	0.5 - 1.5	20 - 16	red	6.60	20.60	11.00	4.10	6.30	3.70	0.75	**C-RCEI 1,5/M3,5**	**3241202**	100
	0.5 - 1.5	20 - 16	red	8.00	22.00	11.00	4.10	7.00	4.30	0.75	**C-RCEI 1,5/M4**	**3241203**	100
	0.5 - 1.5	20 - 16	red	8.00	22.00	11.00	4.10	7.00	5.30	0.75	**C-RCEI 1,5/M5**	**3241204**	100
	0.5 - 1.5	20 - 16	red	11.60	27.80	11.00	4.10	11.10	6.50	0.75	**C-RCEI 1,5/M6**	**3241205**	100
	1.5 - 2.5	16 - 14	blue	6.60	20.50	11.00	4.50	6.30	3.70	0.80	**C-RCEI 2,5/M3,5**	**3241206**	100
	1.5 - 2.5	16 - 14	blue	8.50	23.00	11.00	4.50	7.80	4.30	0.80	**C-RCEI 2,5/M4**	**3241207**	100
	1.5 - 2.5	16 - 14	blue	9.50	23.00	11.00	4.50	7.30	5.30	0.80	**C-RCEI 2,5/M5**	**3241208**	100
	1.5 - 2.5	16 - 14	blue	12.00	28.00	11.00	4.50	11.00	6.50	0.80	**C-RCEI 2,5/M6**	**3241209**	100
	1.5 - 2.5	16 - 14	blue	12.00	28.00	11.00	4.50	11.00	8.40	0.80	**C-RCEI 2,5/M8**	**3241210**	100
	-	-	-	-	-	-	-	-	-	-			
	4 - 6	12 - 10	yellow	9.50	26.00	13.00	6.50	8.30	5.30	1.00	**C-RCEI 6/M5**	**3241211**	100
	4 - 6	12 - 10	yellow	12.00	29.50	13.00	6.50	10.50	6.50	1.00	**C-RCEI 6/M6**	**3241212**	100
	4 - 6	12 - 10	yellow	15.00	34.20	13.00	6.50	13.70	8.40	1.00	**C-RCEI 6/M8**	**3241213**	100
	4 - 6	12 - 10	yellow	15.00	34.20	13.00	6.50	13.70	10.50	1.00	**C-RCEI 6/M10**	**3241214**	100

Fork-type cable lugs, insulated and non-insulated

– The fork-type cable lugs without plastic sleeve feature a hard-soldered neck. In conjunction with the CRIMPFOX–RC ... and CRIMPFOX–RCI ... pliers they can be used to achieve maximum conductor pull-out forces
– The insulated versions are halogen-free and feature "EASY ENTRY" technology

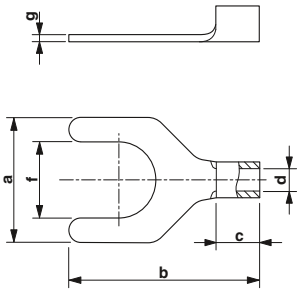

Conductor cross sections from 0.5 to 6 mm²

EAC

	Technical data	Technical data
General data		
Material / coating		Copper / Tin-plated
Temperature range [°C]		... 110

Ordering data

Description	Cross section [mm²]	Cross section AWG	Color	Dimensions [mm] a	b	c	d	e	f	g	Type	Order No.	Pcs. / Pkt.
Fork-type cable lug, non-isolated DIN 46234													
	0.5 - 1.5	20 - 16	silver	5.70	16.00	4.50	1.90	-	3.20	0.75	**C-FC 1,5/M3**	**3240137**	100
	0.5 - 1.5	20 - 16	silver	6.20	16.00	4.50	1.90	-	3.70	0.75	**C-FC 1,5/M3,5**	**3240138**	100
	0.5 - 1.5	20 - 16	silver	7.20	16.00	4.50	1.90	-	4.30	0.75	**C-FC 1,5/M4**	**3240139**	100
	0.5 - 1.5	20 - 16	silver	8.00	16.00	4.50	1.90	-	5.30	0.75	**C-FC 1,5/M5**	**3240140**	100
	0.5 - 1.5	20 - 16	silver	10.70	17.00	4.50	1.90	-	6.40	0.80	**C-FC 1,5/M6**	**3240141**	100
2.5 mm²	1.5 - 2.5	16 - 14	silver	5.70	16.00	4.80	2.50	-	3.20	0.80	**C-FC 2,5/M3**	**3240142**	100
	1.5 - 2.5	16 - 14	silver	6.20	16.00	4.80	2.50	-	3.70	0.80	**C-FC 2,5/M3,5**	**3240143**	100
	1.5 - 2.5	16 - 14	silver	7.20	16.00	4.80	2.50	-	4.30	0.80	**C-FC 2,5/M4**	**3240144**	100
	1.5 - 2.5	16 - 14	silver	8.00	16.00	4.80	2.50	-	5.30	0.80	**C-FC 2,5/M5**	**3240145**	100
	1.5 - 2.5	16 - 14	silver	10.70	17.00	4.80	2.50	-	6.40	0.80	**C-FC 2,5/M6**	**3240146**	100
	1.5 - 2.5	16 - 14	silver	13.50	22.10	4.80	2.50	-	8.40	0.80	**C-FC 2,5/M8**	**3240147**	100
	2.6 - 6	12 - 10	silver	8.20	19.50	6.50	3.60	-	4.30	1.00	**C-FC 6/M4**	**3240148**	50
	2.6 - 6	12 - 10	silver	9.00	19.50	6.50	3.60	-	5.30	1.00	**C-FC 6/M5**	**3240149**	50
	2.6 - 6	12 - 10	silver	12.00	23.10	6.50	3.60	-	6.40	1.00	**C-FC 6/M6**	**3240150**	50
	2.6 - 6	12 - 10	silver	13.50	25.00	6.50	3.60	-	8.40	1.00	**C-FC 6/M8**	**3240151**	50

Fork-type cable lugs, insulated and non-insulated

– The fork-type cable lugs without plastic sleeve feature a hard-soldered neck. In conjunction with the CRIMPFOX–RC ... and CRIMPFOX–RCI ... pliers they can be used to achieve maximum conductor pull-out forces
– The insulated versions are halogen-free and feature "EASY ENTRY" technology

0.5 to 6 mm² conductor cross sections

EAC

	Technical data	Technical data
General data		
Material / coating		Copper / Tin-plated
Temperature range [°C]		-20 ... 105

Description	Cross section [mm²]	Cross section AWG	Color	Dimensions [mm] a	b	c	d	e	f	g	Type	Order No.	Pcs. / Pkt.
Fork-type cable lug, insulated, according to UL													
	0.5 - 1.5	20 - 16	red	5.70	22.00	10.50	4.10	-	3.20	0.75	**C-FCI 1,5/M3**	**3240032**	100
	0.5 - 1.5	20 - 16	red	5.70	22.00	10.50	4.10	-	3.70	0.75	**C-FCI 1,5/M3,5**	**3240033**	100
	0.5 - 1.5	20 - 16	red	7.20	22.00	10.50	4.10	-	4.30	0.75	**C-FCI 1,5/M4**	**3240034**	100
	0.5 - 1.5	20 - 16	red	8.00	22.00	10.50	4.10	-	5.30	0.75	**C-FCI 1,5/M5**	**3240035**	100
	0.5 - 1.5	20 - 16	red	10.70	22.00	10.50	4.10	-	6.50	0.75	**C-FCI 1,5/M6**	**3240036**	100
2.5 mm²	1.5 - 2.5	16 - 14	blue	5.70	22.50	11.00	4.50	-	3.20	0.80	**C-FCI 2,5/M3**	**3240037**	100
	1.5 - 2.5	16 - 14	blue	5.70	22.50	11.00	4.50	-	3.70	0.80	**C-FCI 2,5/M3,5**	**3240038**	100
	1.5 - 2.5	16 - 14	blue	7.20	22.50	11.00	4.50	-	4.30	0.80	**C-FCI 2,5/M4**	**3240039**	100
	1.5 - 2.5	16 - 14	blue	8.00	22.50	11.00	4.50	-	5.30	0.80	**C-FCI 2,5/M5**	**3240040**	50
	1.5 - 2.5	16 - 14	blue	10.70	22.50	11.00	4.50	-	6.50	0.80	**C-FCI 2,5/M6**	**3240041**	50
	4 - 6	12 - 10	yellow	8.20	26.70	14.00	6.60	-	4.30	1.00	**C-FCI 6/M4**	**3240042**	50
	4 - 6	12 - 10	yellow	9.00	26.70	14.00	6.60	-	5.30	1.00	**C-FCI 6/M5**	**3240043**	50
	4 - 6	12 - 10	yellow	12.00	30.30	14.00	6.60	-	6.50	1.00	**C-FCI 6/M6**	**3240044**	25
	4 - 6	12 - 10	yellow	13.50	32.80	14.00	6.60	-	8.50	1.00	**C-FCI 6/M8**	**3240045**	25

Pin cable lugs, insulated

The key features of the insulated pin cable lugs with plastic collars are as follows:
– "EASY ENTRY" for easy and reliable conductor entry
– Hard-soldered crimping zone for maximum extraction forces
– Electrolytic tin plating
– Halogen-free

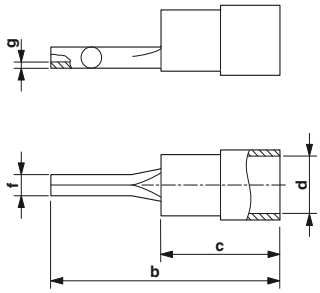

Conductor cross sections from 0.5 to 6 mm²

EAC

Technical data

General data	
Material / coating	Copper / Tin-plated
Temperature range [°C]	-20 ... 105

Ordering data

Description	Cross section [mm²]	Cross section AWG	Color	Dimensions [mm] a	b	c	d	e	f	g	Type	Order No.	Pcs. / Pkt.
Pin cable lug, isolated as per UL													
	0.5 - 1.5	20 - 16	red	-	22.50	10.50	4.10	-	2.00	0.75	**C-PCI 1,5/2**	**3240064**	100
	1.5 - 2.5	16 - 14	blue	-	23.00	11.00	4.50	-	2.00	0.80	**C-PCI 2,5/2**	**3240066**	100
	4 - 6	12 - 10	yellow	-	27.50	14.00	6.60	-	2.70	0.80	**C-PCI 6/2,7**	**3240068**	50

Pin cable lugs, insulated with additional crimp zone for conductor insulation

The key features of the insulated pin cable lugs with plastic collars are as follows:
– "EASY ENTRY" for easy and reliable conductor entry
– Hard-soldered crimping zone for maximum extraction forces
– Electrolytic tin plating
– Halogen-free

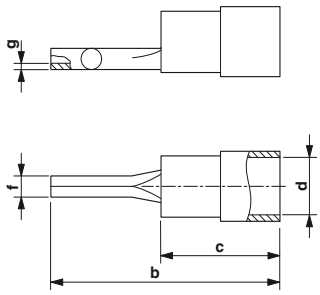

Conductor cross sections from 0.5 to 6 mm²

Technical data

General data	
Material / coating	Copper / Tin-plated
Temperature range [°C]	-20 ... 105

Ordering data

Description	Cross section [mm²]	Cross section AWG	Color	Dimensions [mm] a	b	c	d	e	f	g	Type	Order No.	Pcs. / Pkt.
Pin cable lug,insulated, with additional crimp zone for conductor insulation													
	0.5 - 1.5	20 - 16	red	-	23.50	11.00	4.10	-	1.90	0.75	**C-PCEI 1,5/2**	**3241215**	100
	1.5 - 2.5	16 - 14	blue	-	23.50	11.00	4.50	-	1.90	0.80	**C-PCEI 2,5/2**	**3241216**	100
	4 - 6	12 - 10	yellow	-	26.70	13.00	6.50	-	2.80	0.80	**C-PCEI 6/2**	**3241217**	100

Flat pin cable lugs with hooks, insulated

The key features of the flat pin cable lugs with plastic collars are as follows:
– "EASY ENTRY" for easy and reliable conductor entry
– Electrolytic tin plating
– Halogen-free

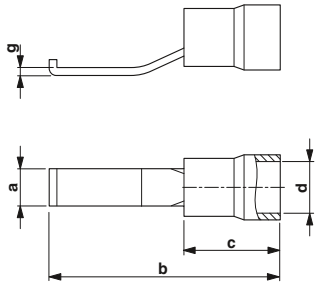

Conductor cross sections from 0.5 to 6 mm²

Technical data

General data	
Material / coating	Copper / Tin-plated
Temperature range [°C]	-20 ... 105

Ordering data

Description	Cross section [mm²]	Cross section AWG	Color	Dimensions [mm] a	b	c	d	e	f	g	Type	Order No.	Pcs. / Pkt.
Flat pin cable lug, insulated													
	0.5 - 1.5	20 - 16	red	2.80	28.00	10.50	4.00	-	-	0.80	**C-BCI 1,5/2,8**	**3240015**	100
	0.5 - 1.5	20 - 16	red	4.60	28.00	10.50	4.00	-	-	0.80	**C-BCI 1,5/4,6**	**3240568**	100
	1.5 - 2.5	16 - 14	blue	2.80	28.50	11.00	4.50	-	-	0.80	**C-BCI 2,5/2,8**	**3240046**	100
	1.5 - 2.5	16 - 14	blue	4.60	28.50	11.00	4.50	-	-	0.80	**C-BCI 2,5/4,6**	**3240569**	100
	4 - 6	12 - 10	yellow	2.80	32.00	14.00	6.50	-	-	0.80	**C-BCI 6/2,8**	**3240047**	50
	4 - 6	12 - 10	yellow	4.60	32.00	14.00	6.50	-	-	1.00	**C-BCI 6/4,6**	**3240570**	50
Flat pin cable lug, approved for horizontal crushing. Also ideal for spring-assisted USST... screw terminal blocks													
	4 - 6	12 - 10	yellow	2.80	30.50	13.00	6.50	-	-	0.80	**C-BCI 6/2,8 SO**	**3240057**	50
	4 - 6	12 - 10	yellow	4.60	30.50	13.00	6.50	-	-	1.00	**C-BCI 6/4,6 SO**	**3240067**	50

Flat pin cable lugs, straight, insulated

– Easy and reliable conductor entry thanks to "EASY ENTRY"
– Hard-soldered crimping zone for maximum conductor pull-out force in connection with CRIMPFOX RCI... pliers
– Electrogalvanized
– Halogen-free

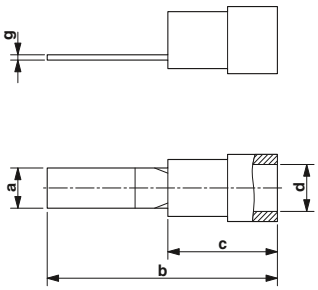

Conductor cross sections from 0.5 to 6 mm²

Technical data

General data	
Material / coating	CU / electrogalvanized
Temperature range [°C]	-20 ... 105

Ordering data

Description	Cross section [mm²]	Cross section AWG	Color	Dimensions [mm] a	b	c	d	e	f	g	Type	Order No.	Pcs. / Pkt.
Flat pin cable lug, insulated, pin dimensions:													
19.5 x 2.8 mm	0.5 - 1.5	20 - 16	red	2.80	19.50	10.50	4.10	-	-	0.75	**C-BCSI 1,5/9X2,8**	**3240531**	100
20 x 2.8 mm	1.5 - 2.5	16 - 14	blue	2.80	20.00	11.00	4.50	-	-	0.80	**C-BCSI 2,5/9X2,8**	**3240532**	100
32 x 4.5 mm	4 - 6	12 - 10	yellow	2.80	24.00	14.00	6.60	-	-	1.00	**C-BCSI 6/10X2,8**	**3240546**	100
24 x 2.8 mm	4 - 6	12 - 10	yellow	4.50	32.00	14.00	6.60	-	-	1.00	**C-BCSI 6/18X4,5**	**3240533**	50

Slip-on sleeves and flat connectors, non-insulated

- The non-insulated slip-on sleeves and flat connectors are made from electrolytically tin-plated brass
- They complete the product range in terms of connectors

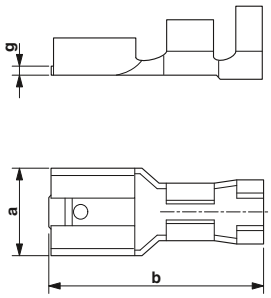

Conductor cross sections from 0.5 to 6 mm²

Technical data

General data	
Material / coating	Brass / Tin-plated
Temperature range [°C]	... 110

Ordering data

Description	Cross section [mm²]	AWG	Color	Dimensions [mm] a	b	c	d	e	f	g	Type	Order No.	Pcs. / Pkt.
Slip-on sleeve, non-isolated as per DIN 46247													
	0.5 - 1	20 - 18	silver	2.80	14.50	-	-	-	-	0.30	**C-SCF 1/2,8X0,5**	**3240152**	100
	0.5 - 1	20 - 18	silver	2.80	12.50	-	-	-	-	0.30	**C-SCF 1/2,8X0,8**	**3240153**	100
	0.5 - 1.5	20 - 16	silver	4.80	15.60	-	-	-	-	0.40	**C-SCF 1,5/4,8X0,5**	**3240154**	100
	0.5 - 1.5	20 - 16	silver	4.80	15.60	-	-	-	-	0.40	**C-SCF 1,5/4,8X0,8**	**3240155**	100
	0.5 - 1.5	20 - 16	silver	6.30	19.20	-	-	-	-	0.40	**C-SCF 1,5/6,3X0,8**	**3240156**	100
	1.5 - 2.5	16 - 14	silver	4.80	15.60	-	-	-	-	0.40	**C-SCF 2,5/4,8X0,5**	**3240157**	100
	1.5 - 2.5	16 - 14	silver	4.80	15.60	-	-	-	-	0.40	**C-SCF 2,5/4,8X0,8**	**3240158**	100
	1.5 - 2.5	16 - 14	silver	6.30	19.20	-	-	-	-	0.40	**C-SCF 2,5/6,3X0,8**	**3240159**	100
	4 - 6	12 - 10	silver	6.30	19.20	-	-	-	-	0.40	**C-SCF 6/6,3X0,8**	**3240160**	100
Flat connector, non-isolated as per DIN 46248													
	0.5 - 1.5	20 - 16	silver	6.30	20.00	-	-	-	-	0.80	**C-SCM 1,5/6,3X0,8**	**3240161**	100
	1.5 - 2.5	16 - 14	silver	6.30	20.00	-	-	-	-	0.80	**C-SCM 2,5/6,3X0,8**	**3240162**	100

Accessories

Insulating sleeve, as shock protection for slip-on sleeves, to be threaded onto the cable in advance			
For 2.8 mm slip-on sleeves	transparent	**PT/FS 2,8**	**1406700**	500
For 4.8 mm slip-on sleeves	transparent	**PT/FS 4,8**	**1670497**	25
For 6.3 mm slip-on sleeves	transparent	**PT/FS 6,3**	**0604707**	500

Slip-on sleeves and flat connectors, insulated

The key features of the insulated flat connectors and slip-on sleeves with plastic collars are as follows:
– "EASY ENTRY" for easy and reliable conductor entry
– Hard-soldered crimping zone for maximum extraction forces
– Electrolytic tin plating
– Halogen-free

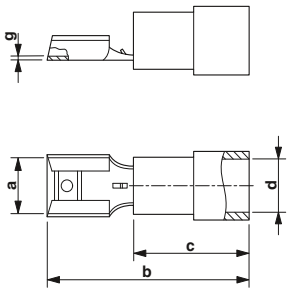

Conductor cross sections from 0.5 to 6 mm²

EAC

	Technical data	Technical data
General data		
Material / coating		Brass / Tin-plated
Temperature range [°C]		-20 ... 105

Ordering data

Description	Cross section [mm²]	Cross section AWG	Color	Dimensions [mm] a	b	c	d	e	f	g	Type	Order No.	Pcs. / Pkt.
Slip-on sleeve, insulated, according to UL													
	0.5 - 1.5	20 - 16	red	2.80	18.50	10.50	4.10	-	-	0.25	**C-SCFI 1,5/2,8X0,5**	**3240048**	100
	0.5 - 1.5	20 - 16	red	2.80	18.50	10.50	4.10	-	-	0.25	**C-SCFI 1,5/2,8X0,8**	**3240049**	100
	0.5 - 1.5	20 - 16	red	4.80	19.50	10.50	4.10	-	-	0.40	**C-SCFI 1,5/4,8X0,5**	**3240050**	100
	0.5 - 1.5	20 - 16	red	4.80	19.50	10.50	4.10	-	-	0.40	**C-SCFI 1,5/4,8X0,8**	**3240051**	100
	0.5 - 1.5	20 - 16	red	6.30	21.50	10.50	4.10	-	-	0.40	**C-SCFI 1,5/6,3X0,8**	**3240052**	100
	1.5 - 2.5	16 - 14	blue	4.80	20.00	11.00	5.00	-	-	0.40	**C-SCFI 2,5/4,8X0,5**	**3240053**	50
	1.5 - 2.5	16 - 14	blue	4.80	20.00	11.00	5.00	-	-	0.40	**C-SCFI 2,5/4,8X0,8**	**3240054**	50
	1.5 - 2.5	16 - 14	blue	6.30	22.00	11.00	5.00	-	-	0.40	**C-SCFI 2,5/6,3X0,8**	**3240055**	50
	4 - 6	12 - 10	yellow	6.30	25.00	14.00	6.60	-	-	0.40	**C-SCFI 6/6,3X0,8**	**3240056**	50
Slip-on blade connector, insulated, according to UL													
	0.5 - 1.5	20 - 16	red	6.30	22.00	10.50	4.10	-	-	0.80	**C-SCMI 1,5/6,3X0,8**	**3240058**	100
	1.5 - 2.5	16 - 14	blue	6.30	22.50	11.00	4.50	-	-	0.80	**C-SCMI 2,5/6,3X0,8**	**3240059**	50
	4 - 6	12 - 10	yellow	6.30	24.50	14.00	6.60	-	-	0.80	**C-SCMI 6/6,3X0,8**	**3240060**	50

Slip-on distributor, insulated

- Easy and reliable conductor entry thanks to "EASY ENTRY"
- Hard-soldered crimping zone for maximum conductor pull-out force in connection with CRIMPFOX RCI... pliers
- Electrogalvanized
- Halogen-free

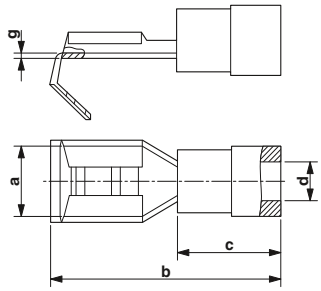

Conductor cross sections from 0.5 to 2.5 mm²

Technical data

General data	
Material / coating	Brass / electrogalvanized
Temperature range [°C]	-20 ... 105

Ordering data

Description	Cross section [mm²]	Cross section AWG	Color	Dimensions [mm] a	b	c	d	e	f	g	Type	Order No.	Pcs. / Pkt.
Slip-on distributor, insulated, for 6.3 x 0.8 mm plugs and sleeves													
	0.5 - 1.5	20 - 16	red	6.30	22.50	10.50	41.00	-	-	0.40	**C-SCFMI 1,5/6,3X0,8**	**3240529**	50
	1.5 - 2.5	16 - 14	blue	6.30	23.00	11.00	11.00	-	-	0.40	**C-SCFMI 2,5/6,3X0,8**	**3240530**	50

Slip-on sleeves, fully insulated

- Easy and reliable conductor entry, thanks to "EASY ENTRY"
- Hard-soldered crimping zone for maximum conductor pull-out force in connection with CRIMPFOX RCI... pliers
- Electrogalvanized
- Halogen-free

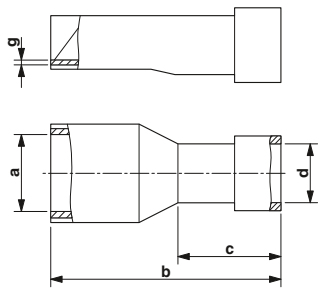

Conductor cross sections from 0.5 to 6 mm²

Technical data

General data	
Material / coating	Brass / electrogalvanized
Temperature range [°C]	-20 ... 105

Ordering data

Description	Cross section [mm²]	Cross section AWG	Color	Dimensions [mm] a	b	c	d	e	f	g	Type	Order No.	Pcs. / Pkt.
Slip-on sleeve, fully insulated, for connectors:													
2.8 x 0.5 mm	0.5 - 1.5	20 - 16	red	2.80	19.00	10.50	4.30	-	-	0.25	**C-SCFFI 1,5/2,8X0,5**	**3240534**	50
2.8 x 0.8 mm	0.5 - 1.5	20 - 16	red	2.80	19.00	10.50	4.30	-	-	0.25	**C-SCFFI 1,5/2,8X0,8**	**3240535**	50
4.8 x 0.5 mm	0.5 - 1.5	20 - 16	red	4.80	19.50	10.50	4.30	-	-	0.40	**C-SCFFI 1,5/4,8X0,5**	**3240536**	50
4.8 x 0.8 mm	0.5 - 1.5	20 - 16	red	4.80	19.50	10.50	4.30	-	-	0.40	**C-SCFFI 1,5/4,8X0,8**	**3240537**	50
6.3 x 0.8 mm	0.5 - 1.5	20 - 16	red	6.30	21.50	10.50	4.30	-	-	0.40	**C-SCFFI 1,5/6,3X0,8**	**3240538**	50
4.8 x 0.5 mm	1.5 - 2.5	16 - 14	blue	4.80	20.00	11.00	5.00	-	-	0.40	**C-SCFFI 2,5/4,8X0,5**	**3240539**	50
4.8 x 0.8 mm	1.5 - 2.5	16 - 14	blue	4.80	20.00	11.00	5.00	-	-	0.40	**C-SCFFI 2,5/4,8X0,8**	**3240540**	50
6.3 x 0.8 mm	1.5 - 2.5	16 - 14	blue	6.30	22.00	11.00	5.00	-	-	0.40	**C-SCFFI 2,5/6,3X0,8**	**3240547**	25
6.3 x 0.8 mm	4 - 6	12 - 10	yellow	6.30	26.00	14.00	6.60	-	-	0.40	**C-SCFFI 6/6,3X0,8**	**3240541**	25

Butt connector, fully insulated

- Conductor through connection protection
- Hard-soldered crimping zone for maximum conductor pull-out force in connection with CRIMPFOX RCI... pliers
- Electrogalvanized
- Halogen-free

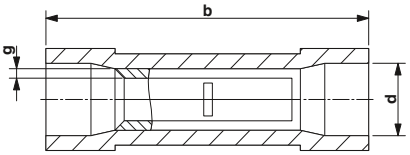

Conductor cross sections from 0.5 to 6 mm²

EAC

Technical data

General data	
Material / coating	CU / electrogalvanized
Temperature range [°C]	-20 ... 105

Ordering data

Description	Cross section [mm²]	Cross section AWG	Color	Dimensions [mm] a	b	c	d	e	f	g	Type	Order No.	Pcs. / Pkt.
Butt connector, insulated													
	0.5 - 1.5	20 - 16	red	-	25.00	-	4.00	-	-	0.75	**C-JCI 1,5**	**3240061**	50
	1.5 - 2.5	16 - 14	blue	-	25.30	-	4.50	-	-	0.80	**C-JCI 2,5**	**3240062**	50
	4 - 6	12 - 10	yellow	-	27.50	-	6.50	-	-	1.00	**C-JCI 6**	**3240063**	25

HIER OFFNEN
OPEN HERE
OUVRIR ICI
APRIRE QUI

Automatic devices - TOOL fox

Phoenix Contact provides a comprehensive range of innovative automatic tools for flexible and fast processing of conductors and cables where various steps can be automated.

A combination of functionality, quality, and short modification times guarantees high levels of flexibility while ensuring excellent results every time. Cutting machines, stripping machines, and crimping machines are available.

Product range overview

Automatic devices	**468**
Automatic cutting device for conductors and cables	**470**
Stripping machine	**471**
Pneumatic crimping pliers	**472**
Portable crimping machine for ferrules, cable lugs, and connectors	**476**
CRIMPHANDY portable hand-held machine	**478**
Portable stripping and crimping machine for taped products	**478**
Ferrules with plastic sleeve, taped	**479**
Stripping and crimping machine for bulk goods	**480**

Automatic devices

Automatic stripping

Automatic crimping

Automatic stripping and crimping in a single operation

The CUTFOX 10 automatic cutting device cuts conductors and cables with a cross section of up to 10 mm². Solid and stranded conductors can be cut to length with millimeter precision. The length and number of cuts is entered via the user-friendly display. The CUTFOX 10 automatically adapts to the diameter when there is a change in material.

The WF 1000 stripping machine enables the automatic stripping of conductors with a cross section of up to 6 mm² or cables with a diameter of up to 6 mm, as well as the option of partial stripping.
The stripping dimensions are set individually via rotary buttons and shown visually on the display.

The Crimphandy is a portable hand-held device for stripping and crimping ferrules in one step. Automatic monitoring functions ensure permanent, high-quality crimping.

The CF 500 crimping device is characterized by a high press capacity in a compact design.
Thanks to the adjustable press capacity and interchangeable dies, it is suitable for insulated cable lugs, tubular cable lugs, and crimping wire lugs, as well as slip-on sleeves and ferrules up to 50 mm².

The CF 3000-2,5 stripping and crimping machine processes taped ferrules with insulating collars in accordance with DIN 46228–4. This device allows conductors with a cross section range of 0.25 - 2.5 mm² to be stripped and fitted with ferrules in one operation. The automatic device can be adapted to various cross sections in under a minute.

The automatic stripping and crimping machine CF 1000 processes loose (bulk) ferrules with insulating collars in accordance with DIN 46228–4. Using this machine, conductors can be stripped and fitted with ferrules in one operation.

Automatic cutting device for conductors and cables

- The automatic cutting device can be used to cut conductors, cables, and similar profiles
- It impresses with its easy handling and enables materials to be changed in a matter of seconds
- The desired length and number of cuts can be specified in a user-friendly way via the display
- The drive and measurement rolls automatically adjust to each inserted diameter
- Additional inputs and settings are not necessary
- High length accuracy, thanks to separate measuring and transport roll
- Light weight enables mobile use

Notes:

An application video can be found in the download area for the relevant product on our website at phoenixcontact.net/products.

Conductor cross sections from 0.25 to 10 mm²

EAC

Technical data

Dimensions		Width	Length	Height
	[mm]	**195**	**295**	**230**
General data				
Weight	[kg]	11		
Power consumption	[VA]	80		
Cutting efficiency				
Finely stranded	[mm²]	0.25 - 10		
Solid strand	[mm²]	0.25 - 2.5		
Max. throughput	[mm]	8		
Cross section setting		automatic		
Maximum number of cuts	[Pcs.]	999		
Length	[mm]	2 ... 99999		
Feed rate	[m/s]	0.5		
Unit of measurement		mm/inch		
Dialog language		German / English / French / Italian		

Ordering data

Description	Type	Order No.	Pcs. / Pkt.
Automatic cutting device, 100 - 240 V/50 - 60 Hz version, for conductors and cables with a diameter of up to 8 mm, solid (up to 2.5 mm²) and stranded (up to 10 mm²)	**CUTFOX 10**	**1206829**	1

Accessories

Cable unwinders, for CUTFOX 10, for accommodating and gently unwinding cable rings and coils, complete	**CUTFOX 10 C-UN**	**1208393**	1
Turntable, for CUTFOX 10 cable unwinders, for accommodating cable rings and cable coils	**CUTFOX 10 R-C**	**1208403**	1
Retaining bolts, for CUTFOX 10 rotary table, 4 pcs.	**CUTFOX 10 BAR**	**1208416**	1
Replacement drive rollers, for CUTFOX 10, 2 pcs.	**CF-10 WHEEL SET**	**1207271**	1
Spare knife set, for CUTFOX 10	**CF-10 CUTTER KNIFE SET**	**1207284**	1
Drive rollers for CUTFOX 10, 2 pcs., with PU tread, for sensitive cables/conductors and their insulation	**CF-10 WHEEL SET PU**	**1200098**	1
Drive rollers for CUTFOX 10, 2 pcs.,with hardened, finely knurled steel tread, for very hard insulation and materials.	**CF-10 WHEEL SET STEEL**	**1200099**	1

Stripping machine

- Compact stripping machine for automatically stripping conductors with a cross section of 0.08 to 6 mm²
- Multi-strand cables with a diameter of up to 6 mm can also be stripped
- Partial stripping is supported
- Even special types of insulation, such as PTFE and silicone, can be stripped in addition to standard types
- The clamping force automatically adjusts itself to the required extraction force, this reduces/prevents pressure points on sensitive insulation
- The stripping dimensions are set individually via rotary buttons and shown visually on the large display

Notes:

An application video can be found in the download area for the relevant product on our website at phoenixcontact.net/products.

Conductor cross sections from 0.08 to 6 mm²

EAC

Technical data

Dimensions		Width	Length	Height
	[mm]	**141**	**363**	**221**
General data				
Weight	[kg]	9.5		
Power consumption	[VA]	160		
Working cycle	[s]	0.3		
Stripping power				
Finely stranded	[mm²]	0.08 - 6		
Stripping length	[mm]	3-20		
Partial stripping length	[mm]	2-20		
Max. throughput	[mm]	6		

Ordering data

Description	Type	Order No.	Pcs. / Pkt.
Stripping machine, 230 V/50 Hz version, for conductors and cables, solid and stranded 0.08 - 6 mm² (maximum Ø 6 mm), with integrated graphic display	**WF 1000**	**1212149**	1
Stripping machine, 120 V/60 Hz version, for conductors and cables, solid and stranded 0.08 - 6 mm² (maximum Ø 6 mm), with integrated graphic display	**WF 1000 120V**	**1212258**	1

Accessories

Spare stripping knife, for WF 1000	**WF 1000/SB**	**1212279**	1
Actuation button for WF 1000	**WF 1000/TR**	**1212416**	1
Replacement receptacle tray, for WF 1000	**WF 1000/COV**	**1212417**	1

Automatic devices

Pneumatic crimping pliers

- These crimping pliers are pneumatic tools for ferrules with a cross section range of 0.25 to 10 mm²
- The perfect alternative to the hand pliers, which protects joints and tendons. They are light, easy to handle, and perfect for control cabinet manufacturing
- The ZAP...T table models are designed for work at the workbench and equipped with a foot switch. This keeps both hands free for equipping the conductor

Conductor cross sections from 0.25 to 2.5 mm²

Conductor cross section of 0.25 to 4 mm²

		Technical data	Technical data
Application range			
Conductor	[mm²] / AWG	0.25 - 2.5 / 24 - 14	0.25 - 4 / 24 - 12
Pressure range	[bar]	4 - 6	4 - 6
Air consumption per compression	[l]	0.2	0.2
Compression		trapezoidal	trapezoidal

	Ordering data			Ordering data		
Description	Type	Order No.	Pcs. / Pkt.	Type	Order No.	Pcs. / Pkt.
Pneumatic crimping pliers, for ferrules according to DIN 46228, universal die, lateral and front entry	ZAP 25	1203110	1			
Pneumatic crimping pliers, for ferrules according to DIN 46228, three marked die stations, lateral entry				ZAP 40	1212630	1
Pneumatic crimping pliers, for ferrules according to DIN 46228, three marked die stations, lateral entry						
Pneumatic crimping pliers, for ferrules according to DIN 46228, universal die, lateral and front entry, with foot switch and table clamp						
Pneumatic crimping pliers, for ferrules according to DIN 46228, Universal die, lateral and front entry, with foot switch and table clamp						

Conductor cross sections from 4 to 10 mm²

Conductor cross sections from 0.25 to 2.5 mm²

Conductor cross sections from 4 to 10 mm²

Technical data

4 - 10 / 12 - 8
4 - 6
0.2
trapezoidal

Ordering data

Type	Order No.	Pcs. / Pkt.
ZAP 100	**1203259**	1

Technical data

0.25 - 2.5 / 24 - 14
4 - 6
0.2
trapezoidal

Ordering data

Type	Order No.	Pcs. / Pkt.
ZAP 25 T	**1203123**	1

Technical data

4 - 10 / 12 - 8
4 - 6
0.2
trapezoidal

Ordering data

Type	Order No.	Pcs. / Pkt.
ZAP 100 T	**1203262**	1

Portable crimping machine for ferrules, cable lugs, and connectors

A key feature of the CF 500 is its easy handling and high degree of flexibility.

A huge range of different contact types can be processed with the crimping device. Positioning aids make it easier to crimp the contacts.

- The crimp inserts can be changed quickly and easily in a matter of seconds
- The carrier handle means that it is also suitable for mobile use
- The crimping procedure is activated via a foot switch. This keeps both hands free for equipping the conductors with the appropriate contacts
- The contact can be fixed in place before the crimping procedure via an additional two-stage operating mode. This makes it easier to process crimp contacts and prevents incorrect crimping

Notes:
See data sheet for further technical data.
For more information about dies, visit: phoenixcontact.net/products.
An application video can be found in the download area for the relevant product on our website at phoenixcontact.net/products.

Connectors up to 50 mm²

EAC

Technical data

Dimensions		Width	Length	Height
	[mm]	**140**	**220**	**320**
General data				
Weight	[kg]	10		
Power consumption	[VA]	160		
Pressure	[kN]	10		
Working cycle	[s]	1		

Ordering data

Description	Type	Order No.	Pcs. / Pkt.
Crimping device, 230 V/50 Hz version, with quantity counter and foot switch 230 V version	**CF 500-230V**	**1208348**	1
Crimping device, 120 V/60 Hz version, with quantity counter and foot switch 120 V design	**CF 500-120V**	**1208351**	1

Accessories

CF 500 protective cover, without recess (for all dies without assignment)	**CF 500/COV**	**1212250**	1
For ferrules of up to 6 mm² (AI 6...)	**CF 500/COV AI 6**	**1212254**	1
For TWIN ferrules (AI–TWIN...)	**CF 500/COV AI TWIN**	**1212266**	1
For insulated cable lugs (RCI..., TC4)	**CF 500/COV RCI**	**1212255**	1
For uninsulated cable lugs 0.5 - 10 mm² (RC...FC...)	**CF 500/COV RC 10**	**1212252**	1
For uninsulated cable lugs and tubular cable lugs 0.34 - 2.5 mm² (RC...,FC...)	**CF 500/COV RCT 2,5**	**1212253**	1
For slip-on sleeves and flat connectors SC 1,5... and SC 6...	**CF 500/COV SC**	**1212251**	1
For FBS ... plug-in bridges	**CF 500/COV FBS**	**1212462**	1
CF 500 Locator, for slip-on sleeves (SCF...), 0.1 - 1.5 mm², width: 2.8 mm, length: 5 mm	**CF 500/LOC SCF 2,8/1,5**	**1212249**	1
For slip-on sleeves (SCF...), width: 4.8 mm, 0.5 - 2.5 mm²	**CF 500/LOC SCF 4,8/2,5**	**1212248**	1
For slip-on sleeves (SCF...) width: 6.3 mm, 0.5 - 6 mm²	**CF 500/LOC SCF 6,3/6**	**1212247**	1
For slip-on sleeves (SCM...), width: 6.3 mm, 0.5 - 2.5 mm²	**CF 500/LOC SCM 6,3/2,5**	**1212264**	1
For slip-on sleeves (SCM...), width: 6.3 mm, 1.5 - 6 mm²	**CF 500/LOC SCM 6,3/6**	**1212265**	1

Dies for crimping machine



The large number of crimping dies makes the CF 500 an all-rounder.

- In addition to standard contacts, there are a range of special dies to be used, which (among other things) enable the FBS... jumpers from the CLIPLINE complete system
- FBS ...-4, FBS ...-5, FBS ...-6, FBS ...-8
- If the die you require is not listed, please contact us

Description		Ordering data: Type	Order No.	Pcs. / Pkt.
CF 500 die, for ferrules (A... and AI...) 0,25-6 mm²				
		CF 500/DIE AI 6	**1212238**	1
For ferrules (A... and AI...) 10, 16 and 25 mm²		**CF 500/DIE AI 25**	**1212239**	1
For ferrules (A... and AI...) 35 and 50 mm²		**CF 500/DIE AI 50**	**1212261**	1
For TWIN ferrules (AI-TWIN...) 2 x 4, 2 x 6 and 2 x 10 mm²		**CF 500/DIE AI-TWIN 10**	**1212262**	1
CF 500 die				
For insulated cable lugs (RCI... and FCI...) 0,14 - 1,5 mm²		**CF 500/DIE RCI 1,5**	**1212263**	1
For insulated cable lugs (RCI... and FCI...) 0,5 - 6 mm²		**CF 500/DIE RCI 6**	**1212240**	1
For insulated cable lugs (RCI... and FCI...) 0.5 - 6 mm² (asymmetrical crushing mold)		**CF 500/DIE RCI 6-1**	**1212691**	1
For cable lugs (RC... and FC...) 0,5 - 10 mm²		**CF 500/DIE RC 10**	**1212244**	1
For cable lugs (RC... and FC...) 16 mm²		**CF 500/DIE RC 16**	**1212257**	1
CF 500 die				
For slip-on sleeves and flat connectors (SCF... and SCM...) 0,1 - 1.5 mm²		**CF 500/DIE SC 1,5**	**1212241**	1
For slip-on sleeves and flat connectors (SCF... and SCM...) 0,5 - 6 mm²		**CF 500/DIE SC 6**	**1212242**	1
CF 500 die				
For turned contacts with pin diameters 2.5 and 4.0 mm (CK 2,5...,CK 4,0) 0.14 - 4 mm²		**CF 500/DIE TC 4**	**1212237**	1
For turned contacts (CK 4.0) 6 - 10 mm²		**CF 500/DIE TC 10**	**1212260**	1
CF 500 die, for MC 4 solar contacts, 2.5 - 6 mm²				
		CF 500/DIE SR 6-2	**1212692**	1
CF 500 die, for uninsulated cable lugs (RC...,FC...) and tubular cable lugs 0.34 - 4 mm²				
For tube lugs 0.34 - 2.5 mm²	silver	**CF 500/DIE RCT 4**	**1212243**	1
For standard tubular cable lugs 4 - 10 mm², **4 mm²:** outer-Ø 5 mm, inner-Ø 3 mm, **6 mm²:** outer-Ø 6.5 mm, inner-Ø 3.5 mm, **10 mm²**: outer-Ø 7 mm, inner-Ø 4.5 mm	silver	**CF 500/DIE RCT 10-1**	**1212245**	1
For tube lugs 4 - 10 mm², **4 mm²:** Outside Ø 5 mm, inside Ø 3 mm, **6 mm²:** Outside Ø 5.5 mm, inside Ø 3.8 mm, **10 mm²**: Outside Ø 6 mm, inside Ø 4.5 mm	silver	**CF 500/DIE RCT 10-2**	**1212246**	1
For tube lugs 4 - 10 mm², **4 mm²:** Outside Ø 5 mm, inside Ø 3 mm, **6 mm²:** Outside Ø 6 mm, inside Ø 4 mm, **10 mm²**: Outside Ø 8 mm, inside Ø 5 mm	silver	**CF 500/DIE RCT 10-3**	**1212256**	1
CF 500 die, for assembling FBS ... plug-in bridges				
For FBS ... plug-in bridges		**CF 500/DIE FBS**	**1212461**	1

CRIMPHANDY, portable hand-held machine, for a 1.0 mm² conductor cross section

The product innovation for switchgear manufacturing – the Crimphandy. You can strip and crimp your conductors in under two seconds using this portable hand-held device – in 75% less time than before.

- The Crimphandy impresses with its easy, effortless handling, which helps protect your joints and tendons
- The compact lightweight is ideal for mobile use in the field. Up to 2000 crimping operations can be performed thanks to the high-performance lithium-ion polymer battery
- Automatic cross section monitoring prevents faulty crimping as a result of incorrect conductor sizes
- The attachable waste receptacle catches the discarded insulation and thereby helps to ensure a clean working environment

Notes:

An application video can be found in the download area for the relevant product on our website at phoenixcontact.net/products.

1.0 mm² conductor cross section

Technical data

Dimensions				
	[mm]	Width **43**	Length **205**	Height **70**
General data				
Weight	[kg]	0.43		
Conductor	[mm²] / AWG	- 1 / -		
Working cycle	[s]	< 2		
Compression		Square crimp		

Ordering data

Description	Type	Order No.	Pcs. / Pkt.
Portable hand-held machine, battery-powered, for ferrules, 1.0 mm², incl. battery and charger, 100 -240 V, in a robust case			
For standard PVC conductors (class 5)	**CF CRIMPHANDY 1,0**	**1212465**	1

Accessories

Reel ferrules, 1.0 mm², 8 mm, with plastic sleeve, according to DIN 46228-4, 50 pieces per strip, 20 strips per unit pack			
Red, according to DIN 46228-4 and NF C 63-023: 1994-02	**AI 1,0-8 RD-S**	**1212523**	1000
Yellow, special color, according to DIN 46228-4 and NF C 63-023: 1994-02	**AI 1,0-8 YE-S**	**1212782**	1000
Replacement battery, for CF Crimphandy..., Li-ion 7.4 V, 0.68 Ah	**CF CRIMPHANDY/ACCU**	**1212518**	1
Replacement charger, for CF CRIMPHANDY..., 100 - 240 V AC	**CF CRIMPHANDY/CHARGER**	**1212519**	1
Receptacle tray for CF-CRIMPHANDY	**CF CRIMPHANDY/COVER**	**1212709**	1
Replacement service tool, for CF-CRIMPHANDY 1.0	**CF CRIMPHANDY 1,0/SERVICE-TOOL**	**1212759**	1

CRIMPHANDY, portable hand-held machine, for a 1.5 mm² conductor cross section

The product innovation for switchgear manufacturing – the Crimphandy. You can strip and crimp your conductors in under two seconds using this portable hand-held device – in 75% less time than before.

– Ferrules are automatically fed in, in strip form, via the integrated magazine, enabling multiple conductors to be crimped one after another without interruption
– The sleeves can be reloaded within a matter of seconds. The special sleeves with function end prevent incorrect insertion

The square crimp mold is ideal for the terminal blocks from the CLIPLINE complete system

– UT... screw connection terminal blocks
– ST... spring-cage connection terminal blocks
– PT... push-in connection terminal blocks
– COMBI plug-in connection solutions

Notes:

An application video can be found in the download area for the relevant product on our website at phoenixcontact.net/products.

1.5 mm² conductor cross section

Technical data

Dimensions		Width	Length	Height
	[mm]	**43**	**205**	**70**
General data				
Weight	[kg]	0.43		
Conductor	[mm²] / AWG	- 1.5 / -		
Working cycle	[s]	< 2		
Compression		Square crimp		

Ordering data

Description	Type	Order No.	Pcs. / Pkt.
Portable hand-held machine, battery-powered, for ferrules, 1.5 mm², incl. battery and charger, 100 - 240 V, in a robust case			
For standard PVC conductors (class 5)	**CF CRIMPHANDY 1,5**	**1212466**	1

Accessories

Reel ferrules, 1.5 mm², 8 mm, with plastic sleeve, according to DIN 46228-4, 50 pieces per strip, 20 strips per unit pack			
Black, according to DIN 46228-4 and NF C 63-023: 1994-02	**AI 1,5-8 BK-S**	**1212524**	1000
Red, special color, according to DIN 46228-4 and NF C 63-023: 1994-02	**AI 1,5-8 RD-S**	**1212781**	1000
Replacement battery, for CF Crimphandy..., Li-ion 7.4 V, 0.68 Ah	**CF CRIMPHANDY/ACCU**	**1212518**	1
Replacement charger, for CF CRIMPHANDY..., 100 - 240 V AC	**CF CRIMPHANDY/CHARGER**	**1212519**	1
Receptacle tray for CF-CRIMPHANDY	**CF CRIMPHANDY/COVER**	**1212709**	1
Service tool, for CF-CRIMPHANDY 1,5, for rectifying malfunctions	**CF CRIMPHANDY 1,5/SERVICE-TOOL**	**1212708**	1

Portable automatic stripping and crimping device for taped products

– The compact stripping and crimping machine can be used to process taped ferrules with insulating collars in accordance with DIN 46228–4
– Up to 1000 conductors can be processed an hour
– The conductor is stripped in a single operation and is crimped with a ferrule to a high standard of quality
– Particularly suitable for pre-assembling conductors
– Thanks to its compact and lightweight design, it can also be used as a portable solution for transport between different work locations
– The automatic device can be adapted to various cross sections in under a minute
– Color coding in accordance with ferrule standard DIN 46228–4 makes the assignment of modification components really clear

The suitable taped ferrules support the use of all modular terminal blocks, especially from the **CLIPLINE complete system**:
– UT... screw terminal blocks
– ST spring-cage terminal blocks
– Push-in connection terminal blocks PT
– COMBI plug-in connection solutions

Notes:

An application video can be found in the download area for the relevant product on our website at phoenixcontact.net/products.

Conductor cross sections from 0.25 to 2.5 mm²

Technical data

Dimensions		Width	Length	Height
	[mm]	**165**	**320**	**300**
General data				
Weight	[kg]	12		
Application range				
Conductor	[mm²] / AWG	0.25 - 2.5 / 24 - 14		
Power consumption	[VA]	80		
Working cycle	[s]	1.2		
Compression		trapezoidal		

Ordering data

Description	Type	Order No.	Pcs. / Pkt.
Stripping and crimping device, 230 V version, for taped insulated ferrules 0.25 – 2.5 mm², sleeve length 8 mm, incl. conversion kits 0.5 – 2.5 mm²	**CF 3000-2,5**	**1205477**	1
Stripping and crimping device, 120 V version, for taped insulated ferrules 0.25 – 2.5 mm², sleeve length 8 mm, incl. conversion kits 0.5 – 2.5 mm²	**CF 3000-2,5 120V**	**1205516**	1

Accessories

Extension kit, complete, for CF 3000, for taped insulated ferrules, 0.25/0.34 mm², sleeve length 8 mm	**CF 3000-TOOLKIT 0,25**	**1212376**	1
Spare locator,			
0,25 mm²	**CF 3000 LOC 0,25**	**1212377**	1
0.5 mm²	**CF 3000 LOC 0,5**	**1205639**	1
0.75 mm²	**CF 3000 LOC 0,75**	**1205642**	1
1.0 mm²	**CF 3000 LOC 1,0**	**1205655**	1
1.5 mm²	**CF 3000 LOC 1,5**	**1205668**	1
2.5 mm²	**CF 3000 LOC 2,5**	**1205671**	1
Spare knife, 0.25 mm², adjustable			
0,25 mm², adjustable	**CF 3000 AB 0,25**	**1212380**	1
0.5 mm²	**CF 3000 AM 0,5**	**1205587**	1
0.75 mm²	**CF 3000 AM 0,75**	**1205590**	1
1,0 mm²	**CF 3000 AM 1,0**	**1205600**	1
1,5 mm²	**CF 3000 AM 1,5**	**1205613**	1
2.5 mm²	**CF 3000 AM 2,5**	**1205626**	1

Ferrules with plastic sleeve, taped, for the CF 3000-2,5 crimping machine

- The taped ferrules have been developed specifically for the CF 3000–2,5 crimping machine
- Available in the main color ranges up to 2.5 mm²
- Can be used to wire all terminal blocks, especially those of the CLIPLINE complete system

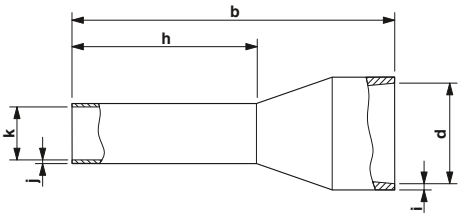

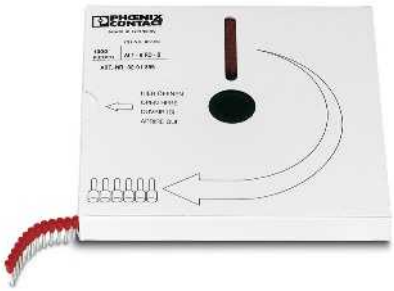

Conductor cross sections from 0.25 to 8 mm²

	Technical data	Technical data
General data		
Material / coating		E-CU / tin-plated (galvanic)
Plastic sleeve material		polypropylene
Long/short-term temperature		105°C / 120°C

Ordering data

Description	Cross section [mm²]	AWG	Color	Dimensions [mm] a	b	d	h	i	j	k	Type	Order No.	Pcs. / Pkt.
Taped ferrule, with plastic sleeve, color range as per **DIN 46228-4: 1990-09,** CSA-certified													
	0.25	22	yellow	-	14.00	2.20	8.00	0.25	0.15	0.80	**AI 0,25-8 YE-B**	**3240251**	1000
	0.5	20	white	-	14.00	2.50	8.00	0.25	0.15	1.10	**AI 0,5 - 8 WH-B**	**3201369**	1000
	0.75	18	gray	-	14.00	2.80	8.00	0.25	0.15	1.30	**AI 0,75- 8 GY-B**	**3201372**	1000
	1	18	red	-	14.00	3.00	8.00	0.30	0.15	1.50	**AI 1 - 8 RD-B**	**3201385**	1000
	1.5	16	black	-	14.00	3.40	8.00	0.30	0.15	1.80	**AI 1,5 - 8 BK-B**	**3201398**	1000
	2.5	14	blue	-	14.00	4.20	8.00	0.30	0.15	2.30	**AI 2,5 - 8 BU-B**	**3201408**	500
Taped ferrules, with plastic sleeve, color code as per NF C 63-023: 1994-02, CSA-certified													
	0.5	20	white	-	14.00	2.50	8.00	0.25	0.15	1.10	**AI 0,5 - 8 WH-B**	**3201369**	1000
	0.75	18	blue	-	14.00	2.80	8.00	0.25	0.15	1.30	**AI 0,75- 8 BU-B**	**3201547**	1000
	1	18	red	-	14.00	3.00	8.00	0.30	0.15	1.50	**AI 1 - 8 RD-B**	**3201385**	1000
	1.5	16	black	-	14.00	3.40	8.00	0.30	0.15	1.80	**AI 1,5 - 8 BK-B**	**3201398**	1000
	2.5	14	gray	-	14.00	4.20	8.00	0.30	0.15	2.30	**AI 2,5 - 8 GY-B**	**3201550**	500
Taped ferrules, with plastic sleeve, special colors, CSA-certified													
	0.25	22	blue	-	14.00	2.20	8.00	0.25	0.15	0.80	**AI 0,25-8 BU-B**	**3240250**	1000
	0.34	22	turquoise	-	14.00	2.20	8.00	0.25	0.15	0.80	**AI 0,34-8 TQ-B**	**3240249**	1000
	0.5	20	orange	-	14.00	2.50	8.00	0.25	0.15	1.10	**AI 0,5 - 8 OG-B**	**3201563**	1000
	0.75	18	white	-	14.00	2.80	8.00	0.25	0.15	1.30	**AI 0,75- 8 WH-B**	**3201576**	1000
	1	18	yellow	-	14.00	3.00	8.00	0.30	0.15	1.50	**AI 1 - 8 YE-B**	**3201589**	1000
	1.5	16	red	-	14.00	3.40	8.00	0.30	0.15	1.80	**AI 1,5 - 8 RD-B**	**3201592**	1000

Stripping and crimping machine for bulk goods

The stripping and crimping device can be used to process loose ferrules from 0.25 to 4 mm² with insulating collars according to DIN 46228–4.
The optimized sensor technology has improved the processing of small cross sections.

- The conductor is stripped and crimped with a ferrule to a high standard of quality in a single step, which enables up to 1000 conductors to be processed per hour
- The added counter provides you with an overview of the quantity
- The pull-out forces conform to the requirements of IEC/EN 60999 and IEC/EN 60947
- The press unit can be switched off at the touch of a button so that the CF 1000 can be used as a stripping machine
- A cross section change can be carried out in just a few steps without any need for tools. The sleeve length can be easily set with a screwdriver. Additional settings are not necessary. You can order additional feeder bowls as accessories for an even faster cross section change
- Robust design, suitable for industrial bulk processing
- High reliability thanks to maintenance and wear-free components
- Additional feeder bowls make the cross section change even quicker

Notes:

Accessories and replacement parts for older device versions can be found at phoenixcontact.net/products.

Conductor cross sections from 0.34 to 4 mm²

EAC

Technical data

Dimensions				
	[mm]	Width	Length	Height
		240	**490**	**390**
General data				
Weight	[kg]	29		
Power supply	[V]	100 ... 240 , 50 Hz ... 60 Hz		
Air consumption per compression	[l]	1.2		
Working cycle	[s]	1.5		
Compression		trapezoidal		

Ordering data

Description	Type	Order No.	Pcs. / Pkt.
Stripping and crimping device, 100 - 240 V version, electro-pneumatic, for loose ferrules with insulating collar, 0.34 – 4 mm², incl. conversion kits 0.5 – 1.5 mm² (sleeve length 6 - 12 mm)	**CF 1000-1,5**	**1208199**	1

Accessories

Description	Type	Order No.	Pcs. / Pkt.
Extension kit, complete, for CF 1000, for loose ferrules with insulating collar, from serial number 160637			
0.25/0.34 mm², sleeve length 6 and 8 mm	**CF 1000-TOOLKIT 0,34/6-8**	**1208226**	1
2.5 mm², sleeve length 6 to 12 mm	**CF 1000-TOOLKIT 2,5/6-12**	**1208242**	1
4 mm², sleeve length 10 mm	**CF 1000-TOOLKIT 4,0/10**	**1208271**	1
Spare knife, V-form, for CF 1000			
0.25 to 2.5 mm²	**CF 1000 EM**	**1205215**	1
4 mm²	**CF 1000 EM4,0**	**1212663**	1
Extension components for processing AI...GB sleeves and conductors with thicker insulation. (from device serial number 160637)			
Separation plate, for AI...GB, 0.5 to 1.5 mm²	**CF 1000 VEP1,5 GB**	**1206901**	1
Sleeve receiver, for AI...GB 0.5 mm² sleeves	**CF 1000 LOC0,5 GB**	**1212907**	1
for AI...GB 0.75 mm² sleeves	**CF 1000 LOC0,75 GB**	**1212908**	1
for AI...GB 1.0 mm² sleeves	**CF 1000 LOC1,0 GB**	**1212909**	1
for AI...GB 1.5 mm² sleeves	**CF 1000 LOC1,5 GB**	**1212910**	1
Replacement feeder bowl, for CF 1000-1,5			
0.25 - 0.34 mm² sleeves	**CF 1000 SORT0,34**	**1206890**	1
0.50 - 1.5 mm² sleeves	**CF 1000 SORT1,5**	**1204326**	1
2.5 and 4.0 mm² sleeves	**CF 1000 SORT4,0**	**1206887**	1

Stripping and crimping machine for bulk goods

The CF 1000-10 processes loose ferrules from 4 - 10 mm² with plastic collars according to DIN 46228-4

- The conductor is stripped and crimped with a ferrule to a high standard of quality in a single step, which enables up to 1000 conductors to be processed per hour
- The added counter provides you with an overview of the quantity
- The cross section change can be carried out in just a few steps without any need for tools. The sleeve length can be easily set with a screwdriver. Additional settings are not necessary
- The pull-out forces conform to the requirements of IEC/EN 60999 and IEC/EN 60947

Conductor cross section of 4 / 6 / 10 mm²

EAC

Technical data

Dimensions		Width	Length	Height
	[mm]	**240**	**490**	**390**
General data				
Weight	[kg]	29		
Power supply	[V]	100 ... 240 , 50 Hz ... 60 Hz		
Air consumption per compression	[l]	1.2		
Working cycle	[s]	1.5		
Compression		trapezoidal		

Ordering data

Description	Type	Order No.	Pcs. / Pkt.
Stripping and crimping device, 100 - 240 V version, electro-pneumatic, for loose ferrules with insulating collar, 4 mm², 6 mm², and 10 mm², without conversion kit	**CF 1000-10**	**1212456**	1

Accessories

Conversion kit, complete, for CF 1000-10, for loose ferrules with insulating collar			
4 mm², sleeve length 10 - 12 mm	**CF 1000-10-TOOLKIT 4/10-12**	**1212458**	1
6 mm², sleeve length 12 mm	**CF 1000-10-TOOLKIT 6/12**	**1212459**	1
10 mm², sleeve length 12 mm	**CF 1000-10-TOOLKIT 10/12**	**1212460**	1
Replacement knife, V-form, for CF 1000-10			
4 mm²	**CF 1000 EM4,0**	**1212663**	1
6 mm²	**CF 1000-10 EM6,0**	**1212664**	1
10 mm²	**CF 1000-10 EM10**	**1212665**	1



Installation and mounting material - CABINET add-on

The CABINET add-on range includes terminal boxes as well as mounting material and assembly equipment.

The robust CLIPSAFE stainless steel Ex terminal boxes and empty housings provide all-round protection for your application in industrial environments as well as in process technology. The housing range includes standardized housings with dimensions of up to 1000 x 1000 x 300 mm. We can also adjust these to suit your requirements while adhering to Ex standards according to ATEX and IECEx. Supplied pre-equipped with terminal blocks and cable glands for use in potentially explosive areas with corresponding device approval.

Your web code: #0140

The installation of switchgear and control cabinets need not be time- and space-consuming if suitable mounting devices are used. We offer a comprehensive range of products for this.

DIN rails and end brackets, for example, ensure the secure attachment of electrical connecting elements and components inside the control cabinet.

Additional security is assured by cover profiles, while shield connection clamps enable EMC-compliant wiring.

The cable management product range includes an extensive range of cable protection systems and cable ducts, as well as cable binders for every application.

Product range overview

CLIPSAFE stainless steel Ex terminal boxes and empty housings **484**

CLIPSAFE ABS terminal boxes **496**

Ex cable glands **500**

Component mounting

NS 15, NS 35, and NS 32 DIN rails **508**

End brackets for DIN rails **520**

Marking for terminal strips **522**

Brackets for mounting on DIN rails **524**

Adapter and support bracket **525**

Busbars

Neutral busbar **530**

Power and branch terminal blocks **531**

Connection terminal blocks for busbars **532**

Connection terminal blocks and sockets

Europe connectors **534**

Junction box connectors **538**

Sockets **540**

Shielding

Shield connection clamps **542**

Supports **544**

Cable management

Cable routing **552**

Cable ducts **553**

Scissors and cutters **556**

Cable clamps for DIN rail **557**

Cable protection

Protective hoses and screw connections **558**

Accessories **576**

Cable bundling

Cable binders **582**

CLIPSAFE stainless steel Ex terminal boxes and empty housings

Empty Ex housing

Choose the right stainless steel housing for your application from 140 Ex-approved versions. Custom dimensions and surface treatments are available on request.

Empty Ex housing processed according to customer specifications

We can customize the housings according to your specifications with threads, bore holes, and rectangular cutouts, taking Ex standards according ATEX and IECEx into consideration.

Ex terminal boxes

Terminal boxes are supplied ready equipped with terminal blocks and cable glands with corresponding ATEX and IECEx device approval. Individual control boxes with electronic components are available on request.

Comprehensive product range

The housings are available as door or cover versions in nine different depths and sizes up to 1000 mm x 1000 mm x 300 mm. The robust housings made from up to 2 mm thick high-grade 1.4404 (V4A), AISI 316L stainless steel are ideal for use under extreme conditions.

Flexible door stop

The door stop can be easily changed according to your individual requirements or the installation situation. The 135° opening angle of the door guarantees comfortable work during maintenance and servicing. The special door and cover seal guarantees a reliable seal even after it has been opened multiple times.

Flexible wall fastening

The mounting brackets that are supplied as standard can be flexibly adapted to the installation situation. Welded-on mounting brackets are available on request.

Individual flange plate fixing

The terminal boxes and empty housings can be equipped with flange plates on up to four sides. The flange plates are equipped with a patented protective sealing frame and with captive mounting screws.

Safe outdoor use

The housings satisfy all the requirements of IP66 protection according to EN 60529, NEMA 4X, and NEMA 250 and are designed for safe use outdoors in the temperature range from -55°C to 135°C. A drainage channel reliably prevents the ingress of moisture and dirt when opened.

Ex cable glands

A comprehensive range of Ex cable glands made from stainless steel or nickel-plated brass is available to safely feed through standard, reinforced, and shielded cables. IP66, IP67, and IP68 protection provides maximum safety.

Your web code: #0140

Empty housing, depth of 80 - 120 mm

new

- Defined stops and the special seal support ensure optimum seal compression and therefore satisfy the stringent requirements for housing leak-tightness
- From a depth (C) of 160 mm, up to four housing sides can be fitted with flange plates on request
- The stainless steel marking label supplied as standard is fitted on the outside away from the seal area in the bore holes provided
- The patented protective seal frame protects the flange plate seal against external influences
- Additional ground bolts are attached to the door and housing for easy door stop replacement
- The housing design features a large assembly opening for easy access to the terminal boxes. The flat seal edge prevents injury during installation, servicing or maintenance work

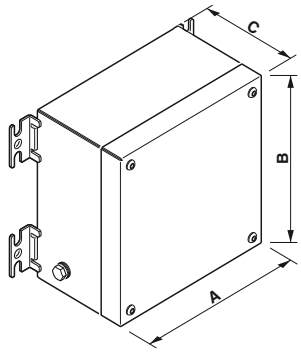

Depth of 80 mm and 100 mm, housing with cover screwed in place, without flange, without mounting plate

Terminal box marking

An extensive range of marking materials is available for the durable and unique marking of terminal boxes; see “Device marking” section

Marking

Baseefa 14 ATEX 0393U
IECEx BAS 14.0179U
Ⓔx II 2 G Ex e IIC Gb
Ⓔx II 2 D Ex tb IIIC Db
-55°C ≤ Ta ≤ +135°C Type IP66

Notes:
Detailed installation and assembly instructions for use in Ex areas: see installation instructions and the download area for the item at www.phoenixcontact.net/products.
Torque values for all mounting screws are documented in the installation instructions supplied as standard and in the product area of the website at www.phoenixcontact.net/products.
In the case of sides with a length of ≥ 600 mm, the material thickness increases to 2 mm.
[1]) Matching stainless steel labels: EMP-V4A Lid-S - 0839005 and EMP-V4A Lid-S CUS - 0839006.

Technical data

Material		Stainless steel, 316L/1.4404
Sealing material		Silicon
Degree of protection		IP66
Impact strength	[J]	7
Surface characteristics		brushed , 240 grain
Temperature resistance	[°C]	-55 ... 135
Type of locking		Screw-on cover, Allen screws
Housing fixing		External fixing clips
Material strength	[mm]	1.5

Ordering data

Description	Dimension A x B x C [mm]	Type	Order No.	Pcs. / Pkt.
Terminal box, without mounting plate	100 x 100 x 80	**E S6 A 100X100X80**	**0899000**	1
	150 x 100 x 80	**E S6 A 150X100X80**	**0899001**	1
	200 x 100 x 80	**E S6 A 200X100X80**	**0899002**	1
	120 x 120 x 100	**E S6 A 120X120X100**	**0899009**	1
Terminal box, with mounting plate	150 x 150 x 80			
	200 x 150 x 80			
	300 x 150 x 80			
	400 x 150 x 80			
	200 x 200 x 80			
	300 x 200 x 80			
	150 x 150 x 100			
	200 x 200 x 120			
	300 x 200 x 120			
	400 x 200 x 120			
	600 x 200 x 120			
	200 x 300 x 120			
	300 x 300 x 120			

Accessories

Mounting plate, sheet steel, galvanized				
Dimensions: 150 x 150 x 2 mm				
Dimensions: 200 x 150 x 2 mm				
Dimensions: 300 x 150 x 2 mm				
Dimensions: 400 x 150 x 2 mm				
Dimensions: 200 x 200 x 2 mm				
Dimensions: 300 x 200 x 2 mm, can also be used for 200 x 300 mm				
Dimensions: 400 x 200 x 2 mm				
Dimensions: 600 x 200 x 2 mm				
Dimensions: 300 x 300 x 2 mm				
Torque screwdrivers, adjustable from 3 - 6 Nm	black	**TSD-M 6NM**	**1212226**	1
Screw bit, hexagonal, E6.3-1/4" drive, hardened, suitable for holder according to DIN 3126-F 6.3/ISO 1173, size: hex 3 x 50 mm	silver	**SF-BIT-HEX 3-50**	**1212647**	5
Size: hex 4 x 50 mm	silver	**SF-BIT-HEX 4-50**	**1212648**	5
Stainless steel label, unmarked, 70 x 50 x 1 mm		**EMP-V4A CS LID-S**	**0839005**	10

CLIPSAFE stainless steel Ex terminal boxes and empty housings

new

Depth of 80 mm, housing with cover screwed in place, without flange, with mounting plate

Technical data

Stainless steel, 316L/1.4404
Silicon
IP66
7
brushed , 240 grain
-55 ... 135
Screw-on cover, Allen screws
External fixing clips
1.5

Ordering data

Type	Order No.	Pcs. / Pkt.
E S6 A 150X150X80[1])	0899003	1
E S6 A 200X150X80[1])	0899004	1
E S6 A 300X150X80[1])	0899005	1
E S6 A 400X150X80[1])	0899006	1
E S6 A 200X200X80	0899007	1
E S6 A 300X200X80	0899008	1

Accessories

AE MP SH 150X150	0161962	1
AE MP SH 200X150	0161963	1
AE MP SH 300X150	0161964	1
AE MP SH 400X150	0161965	1
AE MP SH 200X200	0161966	1
AE MP SH 300X200	0161967	1
TSD-M 6NM	1212226	1
SF-BIT-HEX 3-50	1212647	5
SF-BIT-HEX 4-50	1212648	5
EMP-V4A CS LID	0839003	10

new



Depth of 100 mm, housing with cover screwed in place, without flange, with mounting plate

Technical data

Stainless steel, 316L/1.4404
Silicon
IP66
7
brushed , 240 grain
-55 ... 135
Screw-on cover, Allen screws
External fixing clips
1.5

Ordering data

Type	Order No.	Pcs. / Pkt.
E S6 A 150X150X100	0899010	1

Accessories

AE MP SH 150X150	0161962	1
TSD-M 6NM	1212226	1
SF-BIT-HEX 3-50	1212647	5
SF-BIT-HEX 4-50	1212648	5
EMP-V4A CS LID	0839003	10

new

Depth of 120 mm, housing with cover screwed in place, without flange, with mounting plate

Technical data

Stainless steel, 316L/1.4404
Silicon
IP66
7
brushed , 240 grain
-55 ... 135
Screw-on cover, Allen screws
External fixing clips
1.5

Ordering data

Type	Order No.	Pcs. / Pkt.
E S6 A 200X200X120	0899011	1
E S6 A 300X200X120	0899012	1
E S6 A 400X200X120	0899013	1
E S6 A 600X200X120	0899014	1
E S6 A 200X300X120	0899015	1
E S6 A 300X300X120	0899016	1

Accessories

AE MP SH 200X200	0161966	1
AE MP SH 300X200	0161967	1
AE MP SH 400X200	0161968	1
AE MP SH 600X200	0161969	1
AE MP SH 300X300	0161970	1
TSD-M 6NM	1212226	1
SF-BIT-HEX 3-50	1212647	5
SF-BIT-HEX 4-50	1212648	5
EMP-V4A CS LID	0839003	10

CLIPSAFE stainless steel Ex terminal boxes and empty housings

Empty housing, depth of 160 mm

new

- Defined stops and the special seal support ensure optimum seal compression and therefore satisfy the stringent requirements for housing leak-tightness
- From a depth (C) of 160 mm, up to four housing sides can be fitted with flange plates on request
- The stainless steel marking label supplied as standard is fitted on the outside away from the seal area in the bore holes provided
- The patented protective seal frame protects the flange plate seal against external influences
- Additional ground bolts are attached to the door and housing for easy door stop replacement
- The housing design features a large assembly opening for easy access to the terminal boxes. The flat seal edge prevents injury during installation, servicing or maintenance work

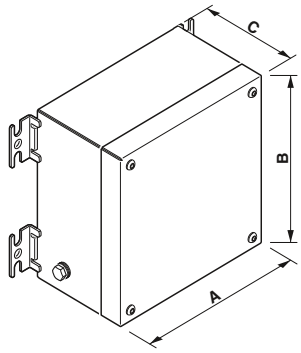

Depth of 160 mm, housing with cover screwed in place, without flange, with mounting plate

Terminal box marking

An extensive range of marking materials is available for the durable and unique marking of terminal boxes; see “Device marking” section

Marking

Baseefa 14 ATEX 0393U
IECEx BAS 14.0179U
Ⓔx II 2 G Ex e IIC Gb
Ⓔx II 2 D Ex tb IIIC Db
-55°C ≤ Ta ≤ +135°C Type IP66

Notes:
Detailed installation and assembly instructions for use in Ex areas: see installation instructions and the download area for the item at www.phoenixcontact.net/products.
Torque values for all mounting screws are documented in the installation instructions supplied as standard and in the product area of the website at www.phoenixcontact.net/products.
In the case of sides with a length of ≥ 600 mm, the material thickness increases to 2 mm.

Technical data

Material		Stainless steel, 316L/1.4404
Sealing material		Silicon
Degree of protection		IP66
Impact strength	[J]	7
Surface characteristics		brushed , 240 grain
Temperature resistance	[°C]	-55 ... 135
Type of locking		Screw-on cover, Allen screws
Housing fixing		External fixing clips
Material strength	[mm]	1.5

Ordering data

Description	Dimension A x B x C [mm]	Type	Order No.	Pcs. / Pkt.
Terminal box	200 x 200 x 160	**E S6 A 200X200X160**	**0899017**	1
	260 x 260 x 160	**E S6 A 260X260X160**	**0899019**	1
	400 x 260 x 160	**E S6 A 400X260X160**	**0899021**	1
	200 x 300 x 160	**E S6 A 200X300X160**	**0899023**	1
	300 x 300 x 160	**E S6 A 300X300X160**	**0899025**	1
	400 x 300 x 160	**E S6 A 400X300X160**	**0899027**	1
	260 x 380 x 160	**E S6 A 260X380X160**	**0899029**	1
	380 x 380 x 160	**E S6 A 380X380X160**	**0899031**	1
	500 x 400 x 160	**E S6 A 500X400X160**	**0899033**	1
	382 x 458 x 160	**E S6 A 382X458X160**	**0899035**	1
	480 x 480 x 160	**E S6 A 480X480X160**	**0899037**	1
	300 x 500 x 160	**E S6 A 300X500X160**	**0899039**	1
	400 x 500 x 160	**E S6 A 400X500X160**	**0899041**	1
	350 x 500 x 160	**E S6 A 350X500X160**	**0899043**	1
	450 x 620 x 160	**E S6 A 450X620X160**	**0899045**	1

Accessories

Mounting plate, sheet steel, galvanized				
Dimensions: 200 x 200 x 2 mm		**AE MP SH 200X200**	**0161966**	1
Dimensions: 260 x 260 x 2 mm		**AE MP SH 260X260**	**0161987**	1
Dimensions: 400 x 260 x 2 mm		**AE MP SH 400X260**	**0162001**	1
Dimensions: 300 x 200 x 2 mm, can also be used for 200 x 300 mm		**AE MP SH 300X200**	**0161967**	1
Dimensions: 300 x 300 x 2 mm		**AE MP SH 300X300**	**0161970**	1
Dimensions: 400 x 300 x 2 mm		**AE MP SH 400X300**	**0161971**	1
Dimensions: 260 x 380 x 2 mm		**AE MP SH 260X380**	**0161972**	1
Dimensions: 380 x 380 x 2 mm		**AE MP SH 380X380**	**0161973**	1
Dimensions: 500 x 400 x 2 mm		**AE MP SH 500X400**	**0161974**	1
Dimensions: 382 x 458 x 2 mm		**AE MP SH 382X458**	**0161975**	1
Dimensions: 480 x 480 x 2 mm		**AE MP SH 480X480**	**0161976**	1
Dimensions: 300 x 500 x 2 mm		**AE MP SH 300X500**	**0161981**	1
Dimensions: 350 x 500 x 2 mm		**AE MP SH 350X500**	**0161982**	1
Dimensions: 450 x 620 x 2 mm		**AE MP SH 450X620**	**0161983**	1
Torque screwdrivers, adjustable from 3 - 6 Nm	black	**TSD-M 6NM**	**1212226**	1
Screw bit, hexagonal, E6.3-1/4" drive, hardened, suitable for holder according to DIN 3126-F 6.3/ISO 1173, size: hex 3 x 50 mm	silver	**SF-BIT-HEX 3-50**	**1212647**	5
Size: hex 4 x 50 mm	silver	**SF-BIT-HEX 4-50**	**1212648**	5
Stainless steel label, unmarked, 70 x 50 x 1 mm		**EMP-V4A CS LID**	**0839003**	10

CLIPSAFE stainless steel Ex terminal boxes and empty housings

new

Depth of 160 mm, housing with cover screwed in place, with flange plates on the bottom, with mounting plate

Technical data

Stainless steel, 316L/1.4404
Silicon
IP66
7
brushed , 240 grain
-55 ... 135
Screw-on cover, Allen screws

External fixing clips
1.5

Ordering data

Type	Order No.	Pcs. / Pkt.
E1 S6 A 200X200X160	0899018	1
E1 S6 A 260X260X160	0899020	1
E1 S6 A 400X260X160	0899022	1
E1 S6 A 200X300X160	0899024	1
E1 S6 A 300X300X160	0899026	1
E1 S6 A 400X300X160	0899028	1
E1 S6 A 260X380X160	0899030	1
E1 S6 A 380X380X160	0899032	1
E1 S6 A 500X400X160	0899034	1
E1 S6 A 382X458X160	0899036	1
E1 S6 A 480X480X160	0899038	1
E1 S6 A 300X500X160	0899040	1
E1 S6 A 400X500X160	0899042	1
E1 S6 A 350X500X160	0899044	1
E1 S6 A 450X620X160	0899046	1

Accessories

AE MP SH 200X200	0161966	1
AE MP SH 260X260	0161987	1
AE MP SH 450X620	0161983	1
AE MP SH 300X200	0161967	1
AE MP SH 300X300	0161970	1
AE MP SH 400X300	0161971	1
AE MP SH 260X380	0161972	1
AE MP SH 380X380	0161973	1
AE MP SH 500X400	0161974	1
AE MP SH 382X458	0161975	1
AE MP SH 480X480	0161976	1
AE MP SH 300X500	0161981	1
AE MP SH 350X500	0161982	1
AE MP SH 450X620	0161983	1
TSD-M 6NM	1212226	1
SF-BIT-HEX 3-50	1212647	5
SF-BIT-HEX 4-50	1212648	5
EMP-V4A CS LID	0839003	10

new

Depth of 160 mm, cabinet with hinged door, without flange, with mounting plate

Technical data

Stainless steel, 316L/1.4404
Silicon
IP66
7
brushed , 240 grain
-55 ... 135
Door with hinge, Quarter turn locking with two-way key bit

External fixing clips
1.5

Ordering data

Type	Order No.	Pcs. / Pkt.
C S6 A 200X200X160	0899047	1
C S6 A 260X260X160	0899049	1
C S6 A 400X260X160	0899051	1
C S6 A 200X300X160	0899053	1
C S6 A 300X300X160	0899055	1
C S6 A 400X300X160	0899057	1
C S6 A 260X380X160	0899059	1
C S6 A 380X380X160	0899061	1
C S6 A 500X400X160	0899063	1
C S6 A 382X458X160	0899065	1
C S6 A 480X480X160	0899067	1
C S6 A 300X500X160	0899069	1
C S6 A 400X500X160	0899071	1
C S6 A 350X500X160	0899073	1
C S6 A 450X620X160	0899075	1

Accessories

AE MP SH 200X200	0161966	1
AE MP SH 260X260	0161987	1
AE MP SH 450X620	0161983	1
AE MP SH 300X200	0161967	1
AE MP SH 300X300	0161970	1
AE MP SH 400X300	0161971	1
AE MP SH 260X380	0161972	1
AE MP SH 380X380	0161973	1
AE MP SH 500X400	0161974	1
AE MP SH 382X458	0161975	1
AE MP SH 480X480	0161976	1
AE MP SH 300X500	0161981	1
AE MP SH 350X500	0161982	1
AE MP SH 450X620	0161983	1
TSD-M 6NM	1212226	1
SF-BIT-HEX 3-50	1212647	5
SF-BIT-HEX 4-50	1212648	5
EMP-V4A CS DOOR	0839001	10

new

Depth of 160 mm, cabinet with hinged door, with flange plates on the bottom, with mounting plate

Technical data

Stainless steel, 316L/1.4404
Silicon
IP66
7
brushed , 240 grain
-55 ... 135
Door with hinge, Quarter turn locking with two-way key bit

External fixing clips
1.5

Ordering data

Type	Order No.	Pcs. / Pkt.
C1 S6 A 200X200X160	0899048	1
C1 S6 A 260X260X160	0899050	1
C1 S6 A 400X260X160	0899052	1
C1 S6 A 200X300X160	0899054	1
C1 S6 A 300X300X160	0899056	1
C1 S6 A 400X300X160	0899058	1
C1 S6 A 260X380X160	0899060	1
C1 S6 A 380X380X160	0899062	1
C1 S6 A 500X400X160	0899064	1
C1 S6 A 382X458X160	0899066	1
C1 S6 A 480X480X160	0899068	1
C1 S6 A 300X500X160	0899070	1
C1 S6 A 400X500X160	0899072	1
C1 S6 A 350X500X160	0899074	1
C1 S6 A 450X620X160	0899076	1

Accessories

AE MP SH 200X200	0161966	1
AE MP SH 260X260	0161987	1
AE MP SH 450X620	0161983	1
AE MP SH 300X200	0161967	1
AE MP SH 300X300	0161970	1
AE MP SH 400X300	0161971	1
AE MP SH 260X380	0161972	1
AE MP SH 380X380	0161973	1
AE MP SH 500X400	0161974	1
AE MP SH 382X458	0161975	1
AE MP SH 480X480	0161976	1
AE MP SH 300X500	0161981	1
AE MP SH 350X500	0161982	1
AE MP SH 450X620	0161983	1
TSD-M 6NM	1212226	1
SF-BIT-HEX 3-50	1212647	5
SF-BIT-HEX 4-50	1212648	5
EMP-V4A CS DOOR	0839001	10

CLIPSAFE stainless steel Ex terminal boxes and empty housings

Terminal boxes, depth of 200 mm

new

- Defined stops and the special seal support ensure optimum seal compression and therefore satisfy the stringent requirements for housing leak-tightness
- From a depth (C) of 160 mm, up to four housing sides can be fitted with flange plates on request
- The stainless steel marking label supplied as standard is fitted on the outside away from the seal area in the bore holes provided
- The patented protective seal frame protects the flange plate seal against external influences
- Additional ground bolts are attached to the door and housing for easy door stop replacement
- The housing design features a large assembly opening for easy access to the terminal boxes. The flat seal edge prevents injury during installation, servicing or maintenance work

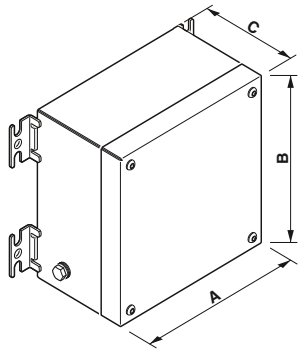

Depth of 200 mm, housing with cover screwed in place, without flange plates, with mounting plate

Terminal box marking

An extensive range of marking materials is available for the durable and unique marking of terminal boxes; see “Device marking” section

Marking

Baseefa 14 ATEX 0393U
IECEx BAS 14.0179U
Ⓔx II 2 G Ex e IIC Gb
Ⓔx II 2 D Ex tb IIIC Db
-55°C ≤ Ta ≤ +135°C Type IP66

Notes:
Detailed installation and assembly instructions for use in Ex areas: see installation instructions and the download area for the item at www.phoenixcontact.net/products.
Torque values for all mounting screws are documented in the installation instructions supplied as standard and in the product area of the website at www.phoenixcontact.net/products.
In the case of sides with a length of ≥ 600 mm, the material thickness increases to 2 mm.

Technical data

Material		Stainless steel, 316L/1.4404
Sealing material		Silicon
Degree of protection		IP66
Impact strength	[J]	7
Surface characteristics		brushed , 240 grain
Temperature resistance	[°C]	-55 ... 135
Type of locking		Screw-on cover, Allen screws
Housing fixing		External fixing clips
Material strength	[mm]	1.5

Ordering data

Description	Dimension A x B x C [mm]	Type	Order No.	Pcs. / Pkt.
Terminal box, with cover screwed in place	260 x 300 x 200	**E S6 A 260X300X200**	**0899077**	1
	300 x 300 x 200	**E S6 A 300X300X200**	**0899078**	1
	300 x 400 x 200	**E S6 A 300X400X200**	**0899079**	1
	400 x 400 x 200	**E S6 A 400X400X200**	**0899080**	1
Control box, with door and twist lock	260 x 300 x 200			
	300 x 300 x 200			
	600 x 400 x 200			

Accessories

Mounting plate, sheet steel, galvanized				
Dimensions: 260 x 300 x 2 mm		**AE MP SH 260X300**	**0161984**	1
Dimensions: 300 x 300 x 2 mm		**AE MP SH 300X300**	**0161970**	1
Dimensions: 400 x 300 x 2 mm		**AE MP SH 400X300**	**0161971**	1
Dimensions: 400 x 400 x 2 mm		**AE MP SH 400X400**	**0161985**	1
Dimensions: 600 x 400 x 2 mm				
Torque screwdrivers, adjustable from 3 - 6 Nm	black	**TSD-M 6NM**	**1212226**	1
Screw bit, hexagonal, E6.3-1/4" drive, hardened, suitable for holder according to DIN 3126-F 6.3/ISO 1173, size: hex 3 x 50 mm	silver	**SF-BIT-HEX 3-50**	**1212647**	5
Size: hex 4 x 50 mm	silver	**SF-BIT-HEX 4-50**	**1212648**	5
Stainless steel label, unmarked, 70 x 50 x 1 mm		**EMP-V4A CS LID**	**0839003**	10

new

Depth of 200 mm, cabinet with hinged door, without flange plates, with mounting plate

Technical data

Stainless steel, 316L/1.4404
Silicon
IP66
7
brushed , 240 grain
-55 ... 135
Door with hinge, Quarter turn locking with two-way key bit

External fixing clips
1.5

Ordering data

Type	Order No.	Pcs. / Pkt.
C S6 A 260X300X200	0899081	1
C S6 A 300X300X200	0899082	1
C S6 A 600X400X200	0899083	1

Accessories

AE MP SH 260X300	0161984	1
AE MP SH 300X300	0161970	1
AE MP SH 600X400	0161986	1
TSD-M 6NM	1212226	1
SF-BIT-HEX 3-50	1212647	5
SF-BIT-HEX 4-50	1212648	5
EMP-V4A CS DOOR	0839001	10

CLIPSAFE stainless steel Ex terminal boxes and empty housings

Empty housing, depth of 210 mm

new

- Defined stops and the special seal support ensure optimum seal compression and therefore satisfy the stringent requirements for housing leak-tightness
- From a depth (C) of 160 mm, up to four housing sides can be fitted with flange plates on request
- The stainless steel marking label supplied as standard is fitted on the outside away from the seal area in the bore holes provided
- The patented protective seal frame protects the flange plate seal against external influences
- Additional ground bolts are attached to the door and housing for easy door stop replacement
- The housing design features a large assembly opening for easy access to the terminal boxes. The flat seal edge prevents injury during installation, servicing or maintenance work

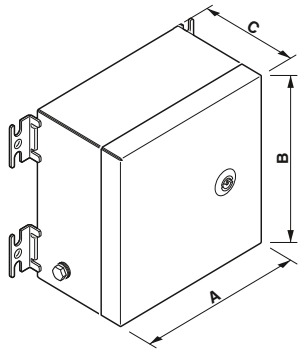

Depth of 210 mm, cabinet with hinged door, without flange plates, with mounting plate

Terminal box marking

An extensive range of marking materials is available for the durable and unique marking of terminal boxes; see "Device marking" section

Marking

Baseefa 14 ATEX 0393U
IECEx BAS 14.0179U
Ⓔx II 2 G Ex e IIC Gb
Ⓔx II 2 D Ex tb IIIC Db
-55°C ≤ Ta ≤ +135°C Type IP66

Notes:
Detailed installation and assembly instructions for use in Ex areas: see installation instructions and the download area for the item at www.phoenixcontact.net/products.
Torque values for all mounting screws are documented in the installation instructions supplied as standard and in the product area of the website at www.phoenixcontact.net/products.
In the case of sides with a length of ≥ 600 mm, the material thickness increases to 2 mm.

Technical data

Material		Stainless steel, 316L/1.4404
Sealing material		Silicon
Degree of protection		IP66
Impact strength	[J]	7
Surface characteristics		brushed , 240 grain
Temperature resistance	[°C]	-55 ... 135
Type of locking		Door with hinge, Quarter turn locking with two-way key bit
Housing fixing		External fixing clips
Material strength	[mm]	1.5

Ordering data

Description	Dimension A x B x C [mm]	Type	Order No.	Pcs. / Pkt.
Terminal box, with door and twist lock	260 x 260 x 210	**C S6 A 260X260X210**	**0899084**	1
	300 x 300 x 210	**C S6 A 300X300X210**	**0899087**	1
	260 x 380 x 210	**C S6 A 260X380X210**	**0899090**	1
	600 x 400 x 210	**C S6 A 600X400X210**	**0899093**	1
	382 x 458 x 210	**C S6 A 382X458X210**	**0899096**	1
	480 x 480 x 210	**C S6 A 480X480X210**	**0899099**	1
	350 x 500 x 210	**C S6 A 350X500X210**	**0899102**	1
	600 x 600 x 210	**C S6 A 600X600X210**	**0899105**	1
	450 x 620 x 210	**C S6 A 450X620X210**	**0899108**	1
	550 x 740 x 210	**C S6 A 550X740X210**	**0899111**	1
	508 x 762 x 210	**C S6 A 508X762X210**	**0899114**	1
	640 x 860 x 210	**C S6 A 640X860X210**	**0899117**	1
	610 x 914 x 210	**C S6 A 610X914X210**	**0899120**	1
	740 x 980 x 210	**C S6 A 740X980X210**	**0899123**	1

Accessories

Mounting plate, sheet steel, galvanized				
Dimensions: 260 x 260 x 2 mm		**AE MP SH 260X260**	**0161987**	1
Dimensions: 300 x 300 x 2 mm		**AE MP SH 300X300**	**0161970**	1
Dimensions: 260 x 380 x 2 mm		**AE MP SH 260X380**	**0161972**	1
Dimensions: 600 x 400 x 2 mm		**AE MP SH 600X400**	**0161986**	1
Dimensions: 382 x 458 x 2 mm		**AE MP SH 382X458**	**0161975**	1
Dimensions: 480 x 480 x 2 mm		**AE MP SH 480X480**	**0161976**	1
Dimensions: 350 x 500 x 2 mm		**AE MP SH 350X500**	**0161982**	1
Dimensions: 600 x 600 x 2 mm		**AE MP SH 600X600**	**0161988**	1
Dimensions: 450 x 620 x 2 mm		**AE MP SH 450X620**	**0161983**	1
Dimensions: 550 x 740 x 2 mm		**AE MP SH 550X740**	**0161989**	1
Dimensions: 508 x 762 x 2 mm		**AE MP SH 508X762**	**0161990**	1
Dimensions: 640 x 860 x 2 mm		**AE MP SH 640X860**	**0161991**	1
Dimensions: 610 x 914 x 2 mm		**AE MP SH 610X914**	**0161992**	1
Dimensions: 740 x 980 x 2 mm		**AE MP SH 740X980**	**0161993**	1
Torque screwdrivers, adjustable from 3 - 6 Nm	black	**TSD-M 6NM**	**1212226**	1
Screw bit, hexagonal, E6.3-1/4" drive, hardened, suitable for holder according to DIN 3126-F 6.3/ISO 1173, size: hex 3 x 50 mm	silver	**SF-BIT-HEX 3-50**	**1212647**	5
Size: hex 4 x 50 mm	silver	**SF-BIT-HEX 4-50**	**1212648**	5
Stainless steel label, unmarked, 70 x 50 x 1 mm		**EMP-V4A CS DOOR**	**0839001**	10

new

Depth of 210 mm, cabinet with hinged door, with flange plates on the bottom, with mounting plate

Technical data

Stainless steel, 316L/1.4404
Silicon
IP66
7
brushed , 240 grain
-55 ... 135
Door with hinge, Quarter turn locking with two-way key bit

External fixing clips
1.5

Ordering data

Type	Order No.	Pcs. / Pkt.
C1 S6 A 260X260X210	0899085	1
C1 S6 A 300X300X210	0899088	1
C1 S6 A 260X380X210	0899091	1
C1 S6 A 600X400X210	0899094	1
C1 S6 A 382X458X210	0899097	1
C1 S6 A 480X480X210	0899100	1
C1 S6 A 350X500X210	0899103	1
C1 S6 A 600X600X210	0899106	1
C1 S6 A 450X620X210	0899109	1
C1 S6 A 550X740X210	0899112	1
C1 S6 A 508X762X210	0899115	1
C1 S6 A 640X860X210	0899118	1
C1 S6 A 610X914X210	0899121	1
C1 S6 A 740X980X210	0899124	1

Accessories

AE MP SH 260X260	0161987	1
AE MP SH 300X300	0161970	1
AE MP SH 260X380	0161972	1
AE MP SH 600X400	0161986	1
AE MP SH 382X458	0161975	1
AE MP SH 480X480	0161976	1
AE MP SH 350X500	0161982	1
AE MP SH 600X600	0161988	1
AE MP SH 450X620	0161983	1
AE MP SH 550X740	0161989	1
AE MP SH 508X762	0161990	1
AE MP SH 640X860	0161991	1
AE MP SH 610X914	0161992	1
AE MP SH 740X980	0161993	1
TSD-M 6NM	1212226	1
SF-BIT-HEX 3-50	1212647	5
SF-BIT-HEX 4-50	1212648	5
EMP-V4A CS DOOR	0839001	10

new

Depth of 210 mm, cabinet with hinged door, with flange plates on the bottom, left, and right, with mounting plate

Technical data

Stainless steel, 316L/1.4404
Silicon
IP66
7
brushed , 240 grain
-55 ... 135
Door with hinge, Quarter turn locking with two-way key bit

External fixing clips
1.5

Ordering data

Type	Order No.	Pcs. / Pkt.
C3 S6 A 260X260X210	0899086	1
C3 S6 A 300X300X210	0899089	1
C3 S6 A 260X380X210	0899092	1
C3 S6 A 600X400X210	0899095	1
C3 S6 A 382X458X210	0899098	1
C3 S6 A 480X480X210	0899101	1
C3 S6 A 350X500X210	0899104	1
C3 S6 A 600X600X210	0899107	1
C3 S6 A 450X620X210	0899110	1
C3 S6 A 550X740X210	0899113	1
C3 S6 A 508X762X210	0899116	1
C3 S6 A 640X860X210	0899119	1
C3 S6 A 610X914X210	0899122	1
C3 S6 A 740X980X210	0899125	1

Accessories

AE MP SH 260X260	0161987	1
AE MP SH 300X300	0161970	1
AE MP SH 260X380	0161972	1
AE MP SH 600X400	0161986	1
AE MP SH 382X458	0161975	1
AE MP SH 480X480	0161976	1
AE MP SH 350X500	0161982	1
AE MP SH 600X600	0161988	1
AE MP SH 450X620	0161983	1
AE MP SH 550X740	0161989	1
AE MP SH 508X762	0161990	1
AE MP SH 640X860	0161991	1
AE MP SH 610X914	0161992	1
AE MP SH 740X980	0161993	1
TSD-M 6NM	1212226	1
SF-BIT-HEX 3-50	1212647	5
SF-BIT-HEX 4-50	1212648	5
EMP-V4A CS DOOR	0839001	10

CLIPSAFE stainless steel Ex terminal boxes and empty housings

Empty housing, depth of 240 mm, 260 mm, and 300 mm

- Defined stops and the special seal support ensure optimum seal compression and therefore satisfy the stringent requirements for housing leak-tightness
- From a depth (C) of 160 mm, up to four housing sides can be fitted with flange plates on request
- The stainless steel marking label supplied as standard is fitted on the outside away from the seal area in the bore holes provided
- The patented protective seal frame protects the flange plate seal against external influences
- Additional ground bolts are attached to the door and housing for easy door stop replacement
- The housing design features a large assembly opening for easy access to the terminal boxes. The flat seal edge prevents injury during installation, servicing or maintenance work

Terminal box marking

An extensive range of marking materials is available for the durable and unique marking of terminal boxes; see “Device marking” section

Marking

Baseefa 14 ATEX 0393U
IECEx BAS 14.0179U
Ⓔx II 2 G Ex e IIC Gb
Ⓔx II 2 D Ex tb IIIC Db
-55°C ≤ Ta ≤ +135°C Type IP66

Notes:
Detailed installation and assembly instructions for use in Ex areas: see installation instructions and the download area for the item at www.phoenixcontact.net/products.
Torque values for all mounting screws are documented in the installation instructions supplied as standard and in the product area of the website at www.phoenixcontact.net/products.
In the case of sides with a length of ≥ 600 mm, the material thickness increases to 2 mm.

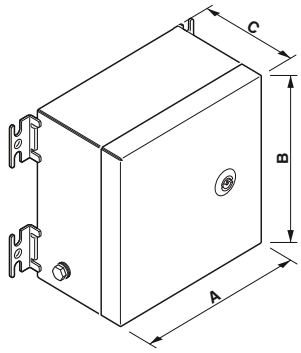

new

Depth of 240 mm, cabinet with hinged door, without flange plates, with mounting plate

Technical data

Material		Stainless steel, 316L/1.4404
Sealing material		Silicon
Degree of protection		IP66
Impact strength	[J]	7
Surface characteristics		brushed , 240 grain
Temperature resistance	[°C]	-55 ... 135
Type of locking		Door with hinge, Quarter turn locking with two-way key bit
Housing fixing		External fixing clips
Material strength	[mm]	2

Ordering data

Description	Dimension A x B x C [mm]	Type	Order No.	Pcs. / Pkt.
Terminal box with door and twist lock, without flange, including mounting plate	600 x 650 x 240	**C S6 A 600X650X240**	**0899126**	1
	400 x 650 x 260			
	600 x 600 x 300			
	508 x 762 x 300			
	600 x 800 x 300			
	800 x 800 x 300			
	740 x 980 x 300			
	1000 x 1000 x 300			
Control box with door and twist lock, including flange and mounting plate	600 x 600 x 300			
	508 x 762 x 300			
	600 x 800 x 300			
	800 x 800 x 300			
	740 x 980 x 300			
	1000 x 1000 x 300			

Accessories

Mounting plate, sheet steel, galvanized Dimensions: 600 x 650 x 2 mm Dimensions: 400 x 650 x 2 mm Dimensions: 600 x 600 x 2 mm Dimensions: 508 x 762 x 2 mm Dimensions: 600 x 800 x 2 mm Dimensions: 800 x 800 x 2 mm Dimensions: 740 x 980 x 2 mm Dimensions: 1000 x 1000 x 2 mm		**AE MP SH 600X650**	**0161994**	1
Torque screwdrivers, adjustable from 3 - 6 Nm	black	**TSD-M 6NM**	**1212226**	1
Screw bit, hexagonal, E6.3-1/4" drive, hardened, suitable for holder according to DIN 3126-F 6.3/ISO 1173, size: hex 3 x 50 mm	silver	**SF-BIT-HEX 3-50**	**1212647**	5
Size: hex 4 x 50 mm	silver	**SF-BIT-HEX 4-50**	**1212648**	5
Stainless steel label, unmarked, 70 x 50 x 1 mm		**EMP-V4A CS DOOR**	**0839001**	10

CLIPSAFE stainless steel Ex terminal boxes and empty housings

new

Depth of 260 mm, cabinet with hinged door, without flange plates, with mounting plate

Technical data

Stainless steel, 316L/1.4404
Silicon
IP66
7
brushed , 240 grain
-55 ... 135
Door with hinge, Quarter turn locking with two-way key bit

External fixing clips
2

Ordering data

Type	Order No.	Pcs. / Pkt.
C S6 A 400X650X260	0899127	1

Accessories

AE MP SH 400X650	0161995	1
TSD-M 6NM	1212226	1
SF-BIT-HEX 3-50	1212647	5
SF-BIT-HEX 4-50	1212648	5
EMP-V4A CS DOOR	0839001	10

new

Depth of 300 mm, cabinet with hinged door, without flange plates, with mounting plate

Technical data

Stainless steel, 316L/1.4404
Silicon
IP66
7
brushed , 240 grain
-55 ... 135
Door with hinge, Quarter turn locking with two-way key bit

External fixing clips
2

Ordering data

Type	Order No.	Pcs. / Pkt.
C S6 A 600X600X300	0899128	1
C S6 A 508X762X300	0899130	1
C S6 A 600X800X300	0899132	1
C S6 A 800X800X300	0899134	1
C S6 A 740X980X300	0899136	1
C S6 A 1000X1000X300	0899138	1

Accessories

AE MP SH 600X600	0161988	1
AE MP SH 508X762	0161990	1
AE MP SH 600X800	0161996	1
AE MP SH 800X800	0161997	1
AE MP SH 740X980	0161993	1
AE MP SH 1000X1000	0161998	1
TSD-M 6NM	1212226	1
SF-BIT-HEX 3-50	1212647	5
SF-BIT-HEX 4-50	1212648	5
EMP-V4A CS DOOR	0839001	10

new

Depth of 300 mm, cabinet with hinged door, with flange plates on the bottom, with mounting plate

Technical data

Stainless steel, 316L/1.4404
Silicon
IP66
7
brushed , 240 grain
-55 ... 135
Door with hinge, Quarter turn locking with two-way key bit

External fixing clips
2

Ordering data

Type	Order No.	Pcs. / Pkt.
C1 S6 A 600X600X300	0899129	1
C1 S6 A 508X762X300	0899131	1
C1 S6 A 600X800X300	0899133	1
C1 S6 A 800X800X300	0899135	1
C1 S6 A 740X980X300	0899137	1
C1 S6 A 1000X1000X300	0899139	1

Accessories

AE MP SH 600X600	0161988	1
AE MP SH 508X762	0161990	1
AE MP SH 600X800	0161996	1
AE MP SH 800X800	0161997	1
AE MP SH 740X980	0161993	1
AE MP SH 1000X1000	0161998	1
TSD-M 6NM	1212226	1
SF-BIT-HEX 3-50	1212647	5
SF-BIT-HEX 4-50	1212648	5
EMP-V4A CS DOOR	0839001	10

Assembled terminal boxes

new

- Terminal box with cover, pre-assembled terminal strip, and push-in technology (2.5 mm² cross section)
- Available pre-assembled with 6, 12 or 20 terminal blocks
- Available with 2, 3 or 4 M20 plastic cable glands depending on the version
- Fast wiring without the need for additional components

Connection data for the terminal blocks

Nominal current I_N: 24 A (at 2.5 mm²)
Nominal voltage U_N: 800 V
Maximum load current: 30 A (with a 4 mm² conductor cross section)
Min. conductor cross section, solid: 0.14 mm²
Max. conductor cross section, solid: 4 mm²

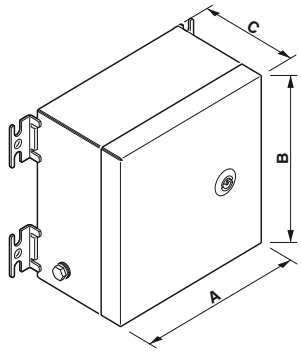

Terminal box with 6 2.5 mm² terminal blocks and push-in technology

Technical data

Material		ABS
Sealing material		Silicon
Degree of protection		IP66
Impact strength	[J]	2 according to EN 62262/EN 50102
Surface characteristics		- , -
Temperature resistance	[°C]	-40 ... 70
Type of locking		Screw-on cover, Phillips-Recess
Housing fixing		Screw connection in housing base

Ordering data

Description	Dimension A x B x C [mm]	Type	Order No.	Pcs. / Pkt.
Terminal box with 6 2.5 mm² terminal blocks and 2 x M20 cable glands (1 below/1 above)	85 x 83 x 60	**E AB A 85X83X60 6PT**	**3001998**	1
Terminal box with 12 2.5 mm² terminal blocks and 3 x M20 cable glands (1 below/2 above)	130 x 80 x 60			
Terminal box with 20 2.5 mm² terminal blocks and 4 x M20 cable glands (1 below/3 above)	180 x 130 x 100			

new

Terminal box with 12 2.5 mm² terminal blocks and push-in technology

new



Terminal box with 20 2.5 mm² terminal blocks and push-in technology

Technical data

ABS
Silicon
IP66
2 according to EN 62262/EN 50102
- , -
-40 ... 70
Screw-on cover, Phillips-Recess
Screw connection in housing base

Ordering data

Type	Order No.	Pcs. / Pkt.
E AB A 130X80X60 12PT	**3001999**	1

Technical data

ABS
Silicon
IP66
2 according to EN 62262/EN 50102
- , -
-40 ... 70
Screw-on cover, Phillips-Recess
Screw connection in housing base

Ordering data

Type	Order No.	Pcs. / Pkt.
E AB A 180X130X100 20PT	**3002001**	1

Assembled terminal boxes

new

Terminal box with cover, pre-assembled terminal strip, and screw connection technology (2.5 mm² cross section)

- Available pre-assembled with 6, 12 or 20 terminal blocks
- Available with 2, 3 or 4 M20 plastic cable glands depending on the version
- Fast wiring without the need for additional components

Connection data for the terminal blocks

Nominal current I_N: 24 A
Nominal voltage U_N: 800 V
Maximum load current: 24 A
Min. conductor cross section, solid: 0.5 mm²
Max. conductor cross section, solid: 4 mm²

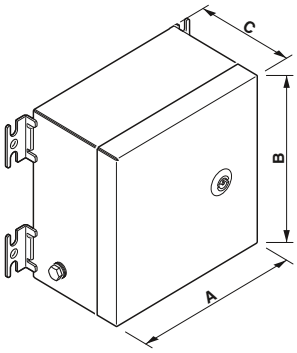

Terminal box with 6 2.5 mm² terminal blocks and screw connection technology

Technical data

Material		ABS
Sealing material		Silicon
Degree of protection		IP66
Impact strength	[J]	2 according to EN 62262/EN 50102
Surface characteristics		- , -
Temperature resistance	[°C]	-40 ... 70
Type of locking		Screw-on cover, Phillips-Recess
Housing fixing		Screw connection in housing base

Ordering data

Description	Dimension A x B x C [mm]	Type	Order No.	Pcs. / Pkt.
Terminal box with 6 2.5 mm² terminal blocks and 2 x M20 cable glands (1 below/1 above)	85 x 83 x 60	**E AB A 85X83X60 6TB**	**3002002**	1
Terminal box with 12 2.5 mm² terminal blocks and 3 x M20 cable glands (1 below/2 above)	130 x 80 x 60			
Terminal box with 20 2.5 mm² terminal blocks and 4 x M20 cable glands (1 below/3 above)	180 x 130 x 100			

new



Terminal box with 12 2.5 mm² terminal blocks and screw connection technology

new

Terminal box with 20 2.5 mm² terminal blocks and screw connection technology

Technical data

ABS
Silicon
IP66
2 according to EN 62262/EN 50102
- , -
-40 ... 70
Screw-on cover, Phillips-Recess
Screw connection in housing base

Ordering data

Type	Order No.	Pcs. / Pkt.
E AB A 130X80X60 12TB	**3002003**	1

Technical data

ABS
Silicon
IP66
2 according to EN 62262/EN 50102
- , -
-40 ... 70
Screw-on cover, Phillips-Recess
Screw connection in housing base

Ordering data

Type	Order No.	Pcs. / Pkt.
E AB A 180X130X100 20TB	**3002004**	1

Plastic cable glands, metric, Ex protection

new

- Halogen-free
- Vibration-proof plastic cable gland with protection against over-tightening of the cap nut
- Glow-wire test: 750°C
- Degree of protection: IP66/IP68, 5 bar (30 minutes)

Marking:
- II 2 G Ex e IIC Gb
- II 2 D Ex IIIC Db IP68

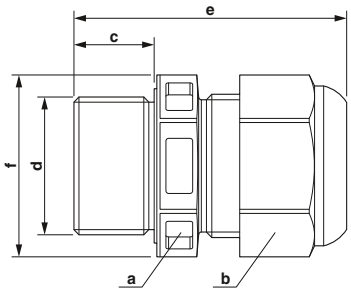

Plastic cable gland

Notes:
For counter nuts, see page 506

Ex: PTB 13 ATEX 1015 X / IECEx PTB 13.0034X

Technical data

General data	
Cable gland material	Polyamide
Seal material	EPDM
O-ring material	EPDM
Ambient temperature (operation)	-40°C ... 75°C

Ordering data

Thread type	Color	Clamping area [mm]	Dimensions [mm] a	b	c	d	e	f	g	Type	Order No.	Pcs. / Pkt.
M12	black	3.00 - 6.00	16.00	16.00	15.00	12.00	35.00	18.00	-	G-ESIS-M12-S68L-PEPDS-BK	1415106	10
M16	black	4.50 - 9.00	20.00	20.00	15.00	16.00	37.00	23.00	-	G-ESIS-M16-S68L-PEPDS-BK	1415107	10
M20	black	7.00 - 13.00	24.00	24.00	15.00	20.00	41.00	28.00	-	G-ESIS-M20-S68L-PEPDS-BK	1415108	10
M25	black	10.00 - 17.00	29.00	29.00	15.00	25.00	43.00	33.00	-	G-ESIS-M25-M68L-PEPDS-BK	1415109	10
M32	black	13.00 - 21.00	36.00	36.00	15.00	32.00	45.00	41.00	-	G-ESIS-M32-M68L-PEPDS-BK	1415110	5
M40	black	17.00 - 28.00	46.00	46.00	18.00	40.00	58.00	51.00	-	G-ESIS-M40-M68L-PEPDS-BK	1415111	5
M50	black	23.00 - 35.00	55.00	55.00	18.00	50.00	63.00	61.00	-	G-ESIS-M50-L68L-PEPDS-BK	1415112	1
M63	black	34.00 - 48.00	68.00	68.00	18.00	63.00	67.00	75.00	-	G-ESIS-M63-L68L-PEPDS-BK	1415113	1

Plastic cable glands, metric, Ex protection

new

- Halogen-free
- Vibration-proof plastic cable gland with protection against over-tightening of the cap nut
- Glow-wire test: 750°C
- Degree of protection: IP66/IP68, 5 bar (30 minutes)

Marking:
- II 2 G Ex e IIC Gb
- II 2 D Ex IIIC Db IP68

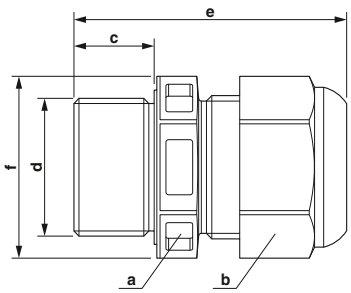

Plastic cable gland

Notes:
For counter nuts, see page 506

Ex: PTB 13 ATEX 1015 X / IECEx PTB 13.0034X

Technical data

General data	
Cable gland material	Polyamide
Seal material	EPDM
O-ring material	EPDM
Ambient temperature (operation)	-40°C ... 75°C

Ordering data

Thread type	Color	Clamping area [mm]	Dimensions [mm] a	b	c	d	e	f	g	Type	Order No.	Pcs. / Pkt.
M12	black/blue	3.00 - 6.00	16.00	16.00	15.00	12.00	35.00	18.00	-	G-ESIS-M12-S68L-PEPDS-BL	1415114	10
M16	black/blue	4.50 - 9.00	20.00	20.00	15.00	16.00	37.00	23.00	-	G-ESIS-M16-S68L-PEPDS-BL	1415116	10
M20	black/blue	7.00 - 13.00	24.00	24.00	15.00	20.00	41.00	28.00	-	G-ESIS-M20-S68L-PEPDS-BL	1415117	10
M25	black/blue	10.00 - 17.00	29.00	29.00	15.00	25.00	43.00	33.00	-	G-ESIS-M25-M68L-PEPDS-BL	1415118	10
M32	black/blue	13.00 - 21.00	36.00	36.00	15.00	32.00	45.00	41.00	-	G-ESIS-M32-M68L-PEPDS-BL	1415119	5
M40	black/blue	17.00 - 28.00	46.00	46.00	18.00	40.00	58.00	51.00	-	G-ESIS-M40-M68L-PEPDS-BL	1415120	5
M50	black/blue	23.00 - 35.00	55.00	55.00	18.00	50.00	63.00	61.00	-	G-ESIS-M50-L68L-PEPDS-BL	1415121	1
M63	black/blue	34.00 - 48.00	68.00	68.00	18.00	63.00	67.00	75.00	-	G-ESIS-M63-L68L-PEPDS-BL	1415122	1

Brass cable glands, metric, Ex protection

new

- Halogen-free
- Polyamide compression ring
- Degree of protection: IP66/IP68, 5 bar (30 minutes)

Marking:
- II 2 G Ex e IIC Gb
- II 2 D Ex IIIC Db IP68

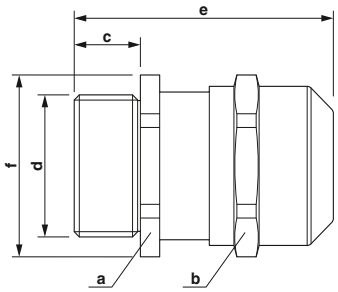

Brass cable gland

Notes:
For counter nuts, see page 506

Ex: PTB 04 ATEX 1112 X / IECEx PTB 13.0027X

Technical data

General data	
Cable gland material	Nickel-plated brass
Seal material	EPDM
O-ring material	EPDM
Ambient temperature (operation)	-40°C ... 75°C

Ordering data

Thread type	Color	Clamping area [mm]	Dimensions [mm] a	b	c	d	e	f	g	Type	Order No.	Pcs. / Pkt.
M12	silver	4.00 - 7.00	-	16.00	12.00	12.00	30.00	18.00	-	G-ESIS-M12-S68N-NEPDS-S	1415123	10
M16	silver	5.00 - 10.00	-	20.00	12.00	16.00	33.00	22.00	-	G-ESIS-M16-S68N-NEPDS-S	1415124	10
M20	silver	6.00 - 13.00	-	24.00	12.00	20.00	35.00	27.00	-	G-ESIS-M20-S68N-NEPDS-S	1415125	10
M25	silver	10.00 - 17.00	-	29.00	12.00	25.00	38.00	32.00	-	G-ESIS-M25-M68N-NEPDS-S	1415126	10
M32	silver	13.00 - 21.00	-	36.00	15.00	32.00	43.00	40.00	-	G-ESIS-M32-M68L-NEPDS-S	1415127	5
M40	silver	16.00 - 28.00	-	46.00	15.00	40.00	51.00	51.00	-	G-ESIS-M40-M68L-NEPDS-S	1415129	5
M50	silver	21.00 - 35.00	-	55.00	15.00	50.00	57.00	61.00	-	G-ESIS-M50-L68L-NEPDS-S	1415146	1
M63	silver	34.00 - 48.00	-	68.00	15.00	63.00	61.00	75.00	-	G-ESIS-M63-L68L-NEPDS-S	1415147	1

Brass EMC cable glands, metric, Ex protection

new

- Halogen-free
- Polyamide compression ring
- Permanent braided shield contact by means of grounding cones in the EMC screw connection
- Degree of protection: IP66/IP68, 5 bar (30 minutes)

Marking:
- II 2 G Ex e IIC Gb
- II 2 D Ex IIIC Db IP68

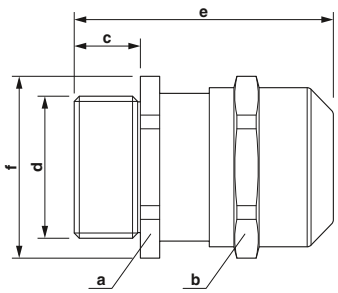

Brass EMC cable gland

Notes:
For ribbed counter nut, see page 507

Ex: PTB 04 ATEX 1112 X / IECEx PTB 13.0027X

Technical data

General data	
Cable gland material	Nickel-plated brass
Seal material	EPDM
O-ring material	EPDM
Ambient temperature (operation)	-40°C ... 75°C

Ordering data

Thread type	Color	Clamping area [mm]	Dimensions [mm] a	b	c	d	e	f	g	Type	Order No.	Pcs. / Pkt.
M12	silver	4.00 - 7.00	16.00	16.00	12.00	12.00	30.00	18.00	-	G-ESISEC-M12-S68N-NEPDS-S	1415148	10
M16	silver	5.00 - 10.00	20.00	20.00	12.00	16.00	33.00	22.00	-	G-ESISEC-M16-S68N-NEPDS-S	1415149	10
M20	silver	6.00 - 13.00	24.00	24.00	12.00	20.00	35.00	27.00	-	G-ESISEC-M20-S68N-NEPDS-S	1415163	10
M25	silver	10.00 - 17.00	29.00	29.00	12.00	25.00	38.00	32.00	-	G-ESISEC-M25-M68N-NEPDS-S	1415165	10
M32	silver	13.00 - 21.00	36.00	36.00	15.00	32.00	43.00	40.00	-	G-ESISEC-M32-M68L-NEPDS-S	1415166	5
M40	silver	16.00 - 28.00	46.00	46.00	15.00	40.00	51.00	51.00	-	G-ESISEC-M40-M68L-NEPDS-S	1415168	5
M50	silver	21.00 - 35.00	55.00	55.00	15.00	50.00	57.00	61.00	-	G-ESISEC-M50-L68L-NEPDS-S	1415169	1
M63	silver	34.00 - 48.00	68.00	68.00	15.00	63.00	61.00	75.00	-	G-ESISEC-M63-L68L-NEPDS-S	1415170	1

Brass cable glands, metric, Ex protection

The cable glands for unarmored and braided cables provide flameproof (type “d”), increased safety (type “e”), and restricted breathing (type “nR”) protection.

– Degree of protection: IP66/IP67/IP68

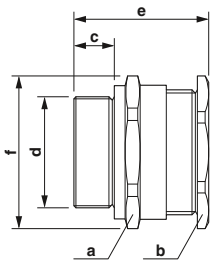

Brass cable gland

Notes:

For counter nuts, see page 506

Ex: CIDET EAC Ex NEPSI
SIRA13ATEX1068X / IECEx SIR13.0023X

Technical data

General data	
Cable gland material	Nickel-plated brass
Seal material	Thermoplastic elastomers
O-ring material	Viton
Ambient temperature (operation)	-60°C ... 130°C

Ordering data

Thread type	Color	Clamping area [mm]	Dimensions [mm] a	b	c	d	e	f	g	Type	Order No.	Pcs. / Pkt.
M20	silver	6.50 - 14.00	27.00	27.00	15.00	20.00	39.00	29.70	-	**G-ESS-M20-S66L-NTES-S**	**1411075**	20
M25	silver	11.10 - 20.00	36.00	36.00	15.00	25.00	41.00	39.60	-	**G-ESS-M25-M66L-NTES-S**	**1411077**	20
M32	silver	17.00 - 26.30	41.00	41.00	15.00	32.00	42.00	45.10	-	**G-ESS-M32-M66L-NTES-S**	**1411079**	10
M40	silver	23.50 - 32.20	50.00	50.00	15.00	40.00	43.00	55.00	-	**G-ESS-M40-L66L-NTES-S**	**1411081**	2
M50	silver	35.60 - 44.10	60.00	60.00	15.00	50.00	45.00	66.00	-	**G-ESS-M50-L66L-NTES-S**	**1411084**	2
M63	silver	47.20 - 56.00	75.00	75.00	15.00	63.00	45.00	82.50	-	**G-ESS-M63-L66L-NTES-S**	**1411086**	2

Stainless steel cable glands, metric, Ex protection

The cable glands for unarmored and braided cables provide flameproof (type “d”), increased safety (type “e”), and restricted breathing (type “nR”) protection.

– Degree of protection: IP66/IP67/IP68

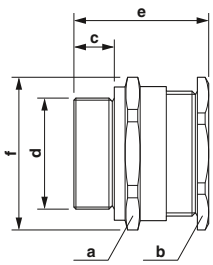

Stainless steel cable gland

Notes:

For counter nuts, see page 507

Ex: CIDET EAC Ex NEPSI
SIRA13ATEX1068X / IECEx SIR13.0023X

Technical data

General data	
Cable gland material	Stainless steel 1.4404
Seal material	Thermoplastic elastomers
O-ring material	Viton
Ambient temperature (operation)	-60°C ... 130°C

Ordering data

Thread type	Color	Clamping area [mm]	Dimensions [mm] a	b	c	d	e	f	g	Type	Order No.	Pcs. / Pkt.
M20	silver	6.50 - 14.00	27.00	27.00	15.00	20.00	39.00	29.70	-	**G-ESS-M20-S66L-STES-S**	**1411076**	20
M25	silver	11.10 - 20.00	36.00	36.00	15.00	25.00	41.00	39.60	-	**G-ESS-M25-M66L-STES-S**	**1411078**	20
M32	silver	17.00 - 26.30	41.00	41.00	15.00	32.00	42.00	45.10	-	**G-ESS-M32-M66L-STES-S**	**1411080**	10
M40	silver	23.50 - 32.20	50.00	50.00	15.00	40.00	43.00	55.00	-	**G-ESS-M40-L66L-STES-S**	**1411082**	2
M50	silver	35.60 - 44.10	60.00	60.00	15.00	50.00	45.00	66.00	-	**G-ESS-M50-L66L-STES-S**	**1411085**	2
M63	silver	47.20 - 56.00	75.00	75.00	15.00	63.00	45.00	82.50	-	**G-ESS-M63-L66L-STES-S**	**1411087**	2

Brass cable glands, metric, Ex protection

The cable glands for armored cables provide increased safety (type “e”) protection.

– Degree of protection: IP66/IP67/IP68

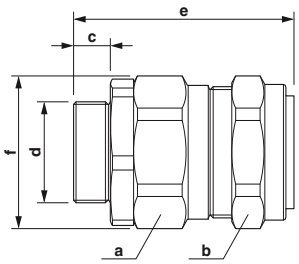

Brass cable gland

Notes:

For counter nuts, see page 506

Ex: CIDET EAC Ex NEPSI
SIRA13ATEX1070X / IECEx SIR13.0025X

Technical data

General data	
Cable gland material	Nickel-plated brass
Seal material	Thermoplastic elastomers
O-ring material	Viton
Ambient temperature (operation)	-60°C ... 130°C

Ordering data

Thread type	Color	Clamping area [mm]	Dimensions [mm] a	b	c	d	e	f	g	Type	Order No.	Pcs. / Pkt.
M20	silver	9.50 - 15.90	24.00	24.00	15.00	20.00	62.00	26.40	-	**G-ESSWU-M20S-S66L-NTES-S**	**1411088**	10
M20	silver	12.50 - 20.90	30.50	30.50	15.00	20.00	65.00	33.60	-	**G-ESSWU-M20-M66L-NTES-S**	**1411090**	10
M25	silver	18.20 - 26.20	37.50	37.50	15.00	25.00	70.00	41.30	-	**G-ESSWU-M25-M66L-NTES-S**	**1411092**	10
M32	silver	23.70 - 33.90	46.00	46.00	15.00	32.00	73.00	50.60	-	**G-ESSWU-M32-L66L-NTES-S**	**1411094**	5
M40	silver	27.90 - 40.40	55.00	55.00	15.00	40.00	73.00	60.50	-	**G-ESSWU-M40-L66L-NTES-S**	**1411097**	1
M50	silver	40.40 - 53.10	70.00	70.00	15.00	50.00	75.00	77.00	-	**G-ESSWU-M50-L66L-NTES-S**	**1411100**	1
M63	silver	54.60 - 65.90	80.00	80.00	15.00	63.00	78.00	88.00	-	**G-ESSWU-M63-L66L-NTES-S**	**1411102**	1

Stainless steel cable glands, metric, Ex protection

The cable glands for armored cables provide flameproof (type “d”), increased safety (type “e”), and restricted breathing (type “nR”) protection.

– Degree of protection: IP66/IP67/IP68

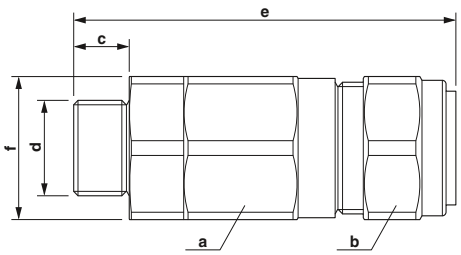

Stainless steel cable gland

Notes:

For counter nuts, see page 507

Ex: CIDET EAC Ex NEPSI
SIRA13ATEX1073X / IECEx SIR13.0028X

Technical data

General data	
Cable gland material	Stainless steel 1.4404
Seal material	Thermoplastic elastomers
O-ring material	Viton
Ambient temperature (operation)	-60°C ... 130°C

Ordering data

Thread type	Color	Clamping area [mm]	Dimensions [mm] a	b	c	d	e	f	g	Type	Order No.	Pcs. / Pkt.
M20	silver	9.50 - 15.90	24.00	24.00	15.00	20.00	85.00	26.40	-	**G-EDSWU-M20S-S66L-STES-S**	**1411089**	10
M20	silver	12.50 - 20.90	30.50	30.50	15.00	20.00	87.00	33.60	-	**G-EDSWU-M20-M66L-STES-S**	**1411091**	10
M25	silver	18.20 - 26.20	37.50	37.50	15.00	25.00	97.00	41.30	-	**G-EDSWU-M25-M66L-STES-S**	**1411093**	10
M32	silver	23.70 - 33.90	46.00	46.00	15.00	32.00	100.00	50.60	-	**G-EDSWU-M32-L66L-STES-S**	**1411095**	5
M40	silver	27.90 - 40.40	55.00	55.00	15.00	40.00	101.00	60.50	-	**G-EDSWU-M40-L66L-STES-S**	**1411099**	1
M50	silver	40.40 - 53.10	70.00	70.00	15.00	50.00	115.00	77.00	-	**G-EDSWU-M50-L66L-STES-S**	**1411101**	1
M63	silver	54.60 - 65.90	80.00	80.00	15.00	63.00	118.00	88.00	-	**G-EDSWU-M63-L66L-STES-S**	**1411103**	1

Brass screw plugs, metric, Ex protection

Screw plugs provide IP66 and IP68 protection when installed with an entry thread ring, sealing unused cable entries in flameproof (type “d”) and increased safety (type “e”) installations.

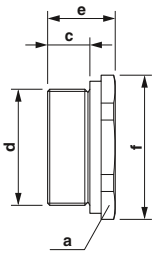

Brass screw plug

Notes:

For counter nuts, see page 506.

Ex: SIRA01ATEX1284U / IECEx SIR07.0083X

Technical data

General data	
Material	Nickel-plated brass
Ambient temperature (operation)	-60°C ... 200°C

Ordering data

Thread type	Color	Clamping area [mm]	Dimensions [mm] a	b	c	d	e	f	g	Type	Order No.	Pcs. / Pkt.
M20	silver	-	24.00	-	15.00	20.00	24.00	26.40	-	**A-EXSH-M20-68L-N-S**	**1411104**	20
M25	silver	-	30.00	-	15.00	25.00	24.00	33.00	-	**A-EXSH-M25-68L-N-S**	**1411107**	20
M32	silver	-	36.00	-	15.00	32.00	24.00	39.60	-	**A-EXSH-M32-68L-N-S**	**1411109**	10
M40	silver	-	46.00	-	15.00	40.00	24.00	50.60	-	**A-EXSH-M40-68L-N-S**	**1411111**	5
M50	silver	-	55.00	-	15.00	50.00	24.00	60.50	-	**A-EXSH-M50-68L-N-S**	**1411113**	2
M63	silver	-	65.00	-	15.00	63.00	24.00	77.00	-	**A-EXSH-M63-68L-N-S**	**1411115**	1

Stainless steel screw plugs, metric, Ex protection

Screw plugs provide IP66 and IP68 protection when installed with an entry thread ring, sealing unused cable entries in flameproof (type “d”) and increased safety (type “e”) installations.

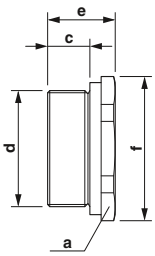

Stainless steel screw plug

Notes:

For counter nuts, see page 507.

Ex: SIRA01ATEX1284U / IECEx SIR07.0083X

Technical data

General data	
Material	Stainless steel 1.4404
Ambient temperature (operation)	-60°C ... 200°C

Ordering data

Thread type	Color	Clamping area [mm]	Dimensions [mm] a	b	c	d	e	f	g	Type	Order No.	Pcs. / Pkt.
M20	silver	-	24.00	-	15.00	20.00	24.00	26.40	-	**A-EXSH-M20-68L-S-S**	**1411105**	20
M25	silver	-	30.00	-	15.00	25.00	24.00	33.00	-	**A-EXSH-M25-68L-S-S**	**1411108**	20
M32	silver	-	36.00	-	15.00	32.00	24.00	39.60	-	**A-EXSH-M32-68L-S-S**	**1411110**	10
M40	silver	-	46.00	-	15.00	40.00	24.00	50.60	-	**A-EXSH-M40-68L-S-S**	**1411112**	5
M50	silver	-	55.00	-	15.00	50.00	24.00	60.50	-	**A-EXSH-M50-68L-S-S**	**1411114**	2
M63	silver	-	65.00	-	15.00	63.00	24.00	77.00	-	**A-EXSH-M63-68L-S-S**	**1411116**	1

Brass pressure compensation, metric, Ex protection

Breather/drain plugs for increased safety (type “e”) provide superior ventilation for devices. They are designed to act as a pressure compensation element preventing moisture build-up to IP66.

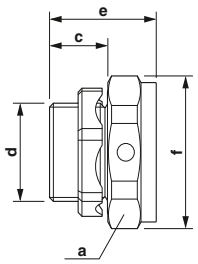

Brass pressure compensation

Notes:

For counter nuts, see page 506.

Ex: EAC Ex NEPSI
SIRA10ATEX1307U / IECEx SIR10.0149U

Technical data

General data	
Material	Nickel-plated brass
Ambient temperature (operation)	-60°C ... 130°C

Ordering data

Thread type	Color	Clamping area [mm]	Dimensions [mm] a	b	c	d	e	f	g	Type	Order No.	Pcs. / Pkt.
M20	silver	-	30.00	-	15.00	20.00	32.00	33.00	-	**A-EXB-20-66L-N-S**	**1411117**	5
M25	silver	-	31.50	-	15.00	25.00	32.00	39.60	-	**A-EXB-25-66L-N-S**	**1411120**	5

Stainless steel pressure compensation, metric, Ex protection

Breather/drain plugs for increased safety (type “e”) provide superior ventilation for devices. They are designed to act as a pressure compensation element preventing moisture build-up to IP66.

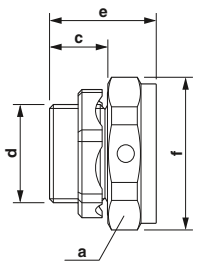

Stainless steel pressure compensation

Notes:

For counter nuts, see page 507.

Ex: EAC Ex NEPSI
SIRA10ATEX1307U / IECEx SIR10.0149U

Technical data

General data	
Material	Stainless steel 1.4404
Ambient temperature (operation)	-60°C ... 130°C

Ordering data

Thread type	Color	Clamping area [mm]	Dimensions [mm] a	b	c	d	e	f	g	Type	Order No.	Pcs. / Pkt.
M20	silver	-	30.00	-	15.00	20.00	32.00	26.40	-	**A-EXB-20-66L-S-S**	**1411118**	5
M25	silver	-	31.50	-	15.00	25.00	32.00	33.00	-	**A-EXB-25-66L-S-S**	**1411121**	5

Plastic counter nuts, metric, EN 60423

– Material: polyamide 6
– Color: deep black (RAL 9005)
– Ambient temperature: -20°C ... +80°C

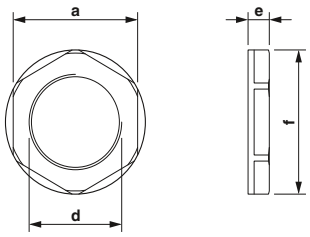

Plastic counter nut

Technical data

General data	
Material	PA 6 GF 30
Ambient temperature (operation)	-20°C ... 80°C

Ordering data

Thread type	Color	Clamping area [mm]	Dimensions [mm] a	b	c	d	e	f	g	Type	Order No.	Pcs. / Pkt.
M12	jet black	-	18.00	-	-	12.00	5.00	19.50	-	**A-INL-M12-P-BK**	**1411213**	10
M16	jet black	-	22.00	-	-	16.00	5.00	24.20	-	**A-INL-M16-P-BK**	**1411214**	10
M20	jet black	-	26.00	-	-	20.00	6.00	28.60	-	**A-INL-M20-P-BK**	**1411215**	5
M25	jet black	-	32.00	-	-	25.00	6.00	35.00	-	**A-INL-M25-P-BK**	**1411216**	5
M32	jet black	-	41.00	-	-	32.00	7.00	46.10	-	**A-INL-M32-P-BK**	**1411217**	5
M40	jet black	-	50.00	-	-	40.00	7.00	55.30	-	**A-INL-M40-P-BK**	**1411218**	5
M50	jet black	-	60.00	-	-	50.00	8.00	66.10	-	**A-INL-M50-P-BK**	**1411219**	5
M63	jet black	-	75.00	-	-	63.00	8.00	82.50	-	**A-INL-M63-P-BK**	**1411220**	5

Brass counter nuts, metric, EN 60423

– Material: brass, nickel-plated
– Ambient temperature: -70°C ... +220°C

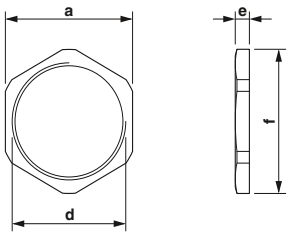

Brass counter nut

Technical data

General data	
Material	Nickel-plated brass
Ambient temperature (operation)	-70°C ... 220°C

Ordering data

Thread type	Color	Clamping area [mm]	Dimensions [mm] a	b	c	d	e	f	g	Type	Order No.	Pcs. / Pkt.
M12	silver	-	15.00	-	-	12.00	2.80	16.50	-	**A-INL-M12-N-S**	**1411240**	100
M16	silver	-	19.00	-	-	16.00	2.80	21.00	-	**A-INL-M16-N-S**	**1411241**	100
M20	silver	-	24.00	-	-	20.00	3.00	27.00	-	**A-INL-M20-N-S**	**1411242**	100
M25	silver	-	30.00	-	-	25.00	3.50	33.50	-	**A-INL-M25-N-S**	**1411243**	100
M32	silver	-	36.00	-	-	32.00	4.00	40.00	-	**A-INL-M32-N-S**	**1411244**	100
M40	silver	-	46.00	-	-	40.00	5.00	50.00	-	**A-INL-M40-N-S**	**1411246**	50
M50	silver	-	57.00	-	-	50.00	5.00	65.00	-	**A-INL-M50-N-S**	**1411247**	25
M63	silver	-	70.00	-	-	63.00	6.00	75.00	-	**A-INL-M63-N-S**	**1411248**	25

Stainless steel counter nuts, metric

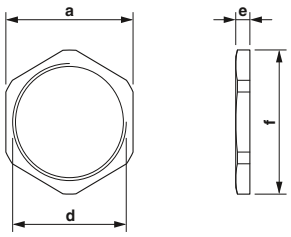

Stainless steel counter nut

Technical data

General data	
Material	Stainless steel 1.4305
Ambient temperature (operation)	-70°C ... 220°C

Ordering data

Thread type	Color	Clamping area [mm]	Dimensions [mm] a	b	c	d	e	f	g	Type	Order No.	Pcs. / Pkt.
M20	silver	-	24.00	-	-	20.00	3.00	27.00	-	**A-INL-M20-S-S**	**1411249**	10
M25	silver	-	30.00	-	-	25.00	3.50	33.50	-	**A-INL-M25-S-S**	**1411250**	10
M32	silver	-	36.00	-	-	32.00	4.00	40.00	-	**A-INL-M32-S-S**	**1411251**	5
M40	silver	-	46.00	-	-	40.00	5.00	50.00	-	**A-INL-M40-S-S**	**1411252**	5
M50	silver	-	55.00	-	-	50.00	5.00	65.00	-	**A-INL-M50-S-S**	**1411253**	2
M63	silver	-	70.00	-	-	63.00	6.00	75.00	-	**A-INL-M63-S-S**	**1411254**	1

Brass counter nuts, metric, EN 60423, ribbed

- Material: brass, nickel-plated
- Ambient temperature: -70°C ... +220°C
- Version: ribbed

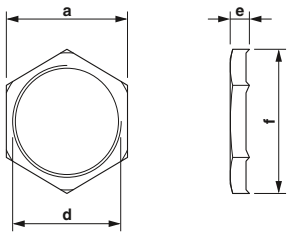

Brass counter nut

Ordering data

Thread type	Color	Clamping area [mm]	Dimensions [mm] a	b	c	d	e	f	g	Type	Order No.	Pcs. / Pkt.
M12	silver	-	15.00	-	-	12.00	4.70	16.50	-	**A-INLE-M12-N-S**	**1411267**	100
M16	silver	-	19.00	-	-	16.00	4.70	21.00	-	**A-INLE-M16-N-S**	**1411268**	100
M20	silver	-	24.00	-	-	20.00	4.70	27.00	-	**A-INLE-M20-N-S**	**1411269**	100
M25	silver	-	30.00	-	-	25.00	5.20	33.50	-	**A-INLE-M25-N-S**	**1411270**	50
M32	silver	-	36.00	-	-	32.00	5.70	40.00	-	**A-INLE-M32-N-S**	**1411271**	50
M40	silver	-	46.00	-	-	40.00	6.50	50.00	-	**A-INLE-M40-N-S**	**1411272**	50
M50	silver	-	60.00	-	-	50.00	6.50	65.00	-	**A-INLE-M50-N-S**	**1411273**	10
M63	silver	-	70.00	-	-	63.00	7.00	75.00	-	**A-INLE-M63-N-S**	**1411274**	10

DIN rails NS 15, flat design

- The design of the DIN rails complies with European standard EN 60715
- Particular attention has been paid to a high degree of dimensional accuracy and surface tempering
- All DIN rails are also available cut to length

The DIN rails are available with various surface coatings and are suitable for the following applications:

- Zinc plated, for indoor applications
- White passivated, for indoor applications
- Zinc plated and thick layer passivated, for indoor and protected outdoor applications
- Aluminum; as a result of their improved conductivity, these versions can also be used as PEN busbars

Notes:

For dimensional drawings and ordering examples, see page 519.

For PPS ... DIN rail profile cutters, see page 370.

[1]) Please specify the desired length in millimeters when placing your order. See order example.

[2]) Please specify the desired length and borehole when placing your order. See order example.

Unperforated, zinc plated, and thick layer passivated

Technical data

General data	
Material / coating	Steel / galvanized, passivated with a thick layer

Ordering data

Description	Color	Type	Order No.	Pcs. / Pkt.
DIN rail, unperforated, in accordance with EN 60715 - 15 x 5.5 mm, galvanized and thick layer passivated, supply length: 2 m	silver	**NS 15 UNPERF 2000MM**	**1401695**	5
DIN rail, unperforated, in accordance with EN 60715 - 15 x 5.5 mm, galvanized and thick layer passivated, cut to length according to customer specifications[1])	silver	**NS 15 UNPERF/...**	**1208089**	1
DIN rail, unperforated, in acc. with EN 60715 - 15 x 5.5 mm, galvanized and thick layer passivated, cut to length acc. to customer specifications and provided with mounting holes[2])	silver	**NS 15 UNPERF/SO/...**	**1208092**	1
DIN rail, perforated, in accordance with EN 60715 - 15 x 5.5 mm, galvanized and thick layer passivated, supply length: 2 m	silver			
DIN rail, perforated, in accordance with EN 60715 - 15 x 5.5 mm, galvanized and thick layer passivated, cut to length according to customer specifications[1])	silver			
DIN rail, perforated, dimensions according to EN 60715 - 15 x 5.5 mm, white passivated, low design, supply length: 2 m	white			
DIN rail, perforated, dimensions in acc. with EN 60715 - 15 x 5.5 mm, supply length: 2 m, **material: aluminum**	silver			

Perforated, zinc plated, and thick layer passivated

Perforated, white passivated

Perforated, aluminum

Technical data

Steel / galvanized, passivated with a thick layer

Ordering data

Type	Order No.	Pcs. / Pkt.
NS 15 PERF 2000MM	1401682	5
NS 15 PERF/...	1208102	1

Technical data

Steel / galvanized, white passivated

Ordering data

Type	Order No.	Pcs. / Pkt.
NS 15 WH PERF 2000MM	1204096	5

Technical data

Aluminum / uncoated

Ordering data

Type	Order No.	Pcs. / Pkt.
NS 15 AL PERF 2000MM	1401763	5

DIN rails NS 35, flat design

Notes:
For dimensional drawings and ordering examples, see page 519.
For PPS ... DIN rail profile cutters, see page 370.
1) Please specify the desired length in millimeters when placing your order. See order example.
2) Please specify the desired length and borehole when placing your order. See order example.

Unperforated, zinc plated, and thick layer passivated

- The design of the DIN rails complies with European standard EN 60715
- Particular attention has been paid to a high degree of dimensional accuracy and surface tempering
- All DIN rails are also available cut to length

The DIN rails are available with various surface coatings and are suitable for the following applications:

- Zinc plated, for indoor applications
- White passivated, for indoor applications
- Zinc plated and thick layer passivated, for indoor and protected outdoor applications
- Aluminum; as a result of their improved conductivity, these versions can also be used as PEN busbars

Technical data

General data	
Material / coating	Steel / galvanized, passivated with a thick layer

Ordering data

Description	Color	Type	Order No.	Pcs. / Pkt.
DIN rail, unperforated, in acc. with EN 60715 - 35 x 7.5 mm, galvanized and passivated with a thick layer, low design, supply length: 2 m	silver	**NS 35/ 7,5 UNPERF 2000MM**	**0801681**	5
DIN rail, unperforated, according to EN 60715 - 35 x 7.5 mm, galvanized and thick layer passivated, low design, supply length: 1 m	silver	**NS 35/ 7,5 UNPERF 1000MM**	**1207649**	20
DIN rail, unperforated, in accordance with EN 60715 - 35 x 7.5 mm, galvanized and thick layer passivated, low design, cut to length according to customer specifications1)	silver	**NS 35/ 7,5 UNPERF/...**	**1208115**	1
DIN rail, unperforated, in accordance with EN 60715 - 35 x 7.5 mm, galvanized and thick layer passivated, low design, cut to length according to customer specifications and provided with mounting holes2)	silver	**NS 35/ 7,5 UNPERF/SO/...**	**1208128**	1
DIN rail, unperforated, dimensions according to EN 60715 - 35 x 7.5 mm, white passivated, low design, supply length: 2 m	white			
DIN rail, unperforated, dimensions in acc. with EN 60715 - 35 x 7.5 mm, galvanized, low design, supply length: 2 m	silver			
DIN rail, unperforated, dimensions in acc. with EN 60715 - 35 x 7.5 mm, low design, supply length: 2 m, **Material: copper**	copper-colored			

Accessories

DIN rail end piece for DIN rail NS35/7.5	**NS 35/ 7,5 CAP**	**1206560**	100

Unperforated, white passivated

Unperforated, zinc plated

Unperforated, copper

Technical data

Steel / galvanized, white passivated

Ordering data

Type	Order No.	Pcs. / Pkt.
NS 35/ 7,5 WH UNPERF 2000MM	1204122	5

Accessories

NS 35/ 7,5 CAP	1206560	100

Technical data

Steel / galvanized

Ordering data

Type	Order No.	Pcs. / Pkt.
NS 35/ 7,5 ZN UNPERF 2000MM	1206434	5

Accessories

NS 35/ 7,5 CAP	1206560	100

Technical data

Copper / uncoated

Ordering data

Type	Order No.	Pcs. / Pkt.
NS 35/ 7,5 CU UNPERF 2000MM	0801762	5

Accessories

NS 35/ 7,5 CAP	1206560	100

Component mounting

DIN rails NS 35, flat design

Notes:
For dimensional drawings and ordering examples, see page 519.
For PPS ... DIN rail profile cutters, see page 370.

Unperforated, aluminum

Unperforated, stainless steel

		Technical data			Technical data		
General data							
Material / coating		Aluminum / uncoated			Stainless steel V2A / uncoated		
		Ordering data			**Ordering data**		
Description	Color	**Type**	**Order No.**	Pcs. / Pkt.	**Type**	**Order No.**	Pcs. / Pkt.
DIN rail, unperforated, dimensions in acc. with EN 60715 - 35 x 7.5 mm, low design, supply length: 2 m, **Material: aluminum**	silver	**NS 35/ 7,5 AL UNPERF 2000MM**	**0801704**	5			
DIN rail, unperforated, dimensions in acc. with EN 60715 - 35 x 7.5 mm, low design, supply length: 2 m, **Material: high-grade steel V2A**	silver				**NS 35/ 7,5 V2A UNPERF 2000MM**	**0801377**	5
		Accessories			**Accessories**		
DIN rail end piece for DIN rail NS35/7.5		**NS 35/ 7,5 CAP**	**1206560**	100	**NS 35/ 7,5 CAP**	**1206560**	100

NS 35 DIN rails, flat design, perforated

Notes:
[1]) Please specify the desired length in millimeters when placing your order. See order example.
For PPS ... DIN rail profile cutters, see page 370.

Perforated, zinc plated, and thick layer passivated

Perforated, zinc plated

		Technical data			Technical data		
General data							
Material / coating		Steel / galvanized, passivated with a thick layer			Steel / galvanized		
		Ordering data			**Ordering data**		
Description	Color	**Type**	**Order No.**	Pcs. / Pkt.	**Type**	**Order No.**	Pcs. / Pkt.
DIN rail, perforated, in acc. with EN 60715 - 35 x 7.5 mm, galvanized and passivated with a thick layer, low design, supply length: 2 m	silver	**NS 35/ 7,5 PERF 2000MM**	**0801733**	5			
DIN rail, perforated, according to EN 60715 - 35 x 7.5 mm, galvanized and thick layer passivated, low design, supply length: 1 m	silver	**NS 35/ 7,5 PERF 1000MM**	**1207651**	20			
DIN rail, perforated, in accordance with EN 60715 - 35 x 7.5 mm, galvanized and thick layer passivated, low design, for cabinet width / depth of 0.8 m							
Length: 755 mm	silver	**NS 35/ 7,5 PERF 755MM**	**1207640**	10			
For cabinet width / depth of 1.2 m, supply length: 1155 mm	silver	**NS 35/ 7,5 PERF 1155MM**	**1207666**	10			
DIN rail, perforated, in accordance with EN 60715 - 35 x 7.5 mm, galvanized and thick layer passivated, low design, cut to length according to customer specifications[1])	silver	**NS 35/ 7,5 PERF/...**	**1208131**	1			
DIN rail, perforated, dimensions in acc. with EN 60715 - 35 x 7.5 mm, galvanized, low design, supply length: 2 m	silver				**NS 35/ 7,5 ZN PERF 2000MM**	**1206421**	5
DIN rail, perforated, in accordance with EN 60715 - 35 x 7.5 mm, galvanized and thick layer passivated, low design, for cabinet width / depth of 0.8 m							
Length: 755 mm	silver	**NS 35/ 7,5 PERF 755MM**	**1207640**	10			
		Accessories			**Accessories**		
DIN rail end piece for DIN rail NS35/7.5		**NS 35/ 7,5 CAP**	**1206560**	100	**NS 35/ 7,5 CAP**	**1206560**	100

NS 35 DIN rails, tall design

Notes:
For dimensional drawings and ordering examples, see page 519
For PPS ... DIN rail profile cutters, see page 370
[1]) Please specify the desired length in millimeters when placing your order. See order example.
[2]) Please specify the desired length and borehole when placing your order. See order example.

Unperforated, zinc plated, and thick layer passivated

Unperforated, white passivated

		Technical data			Technical data		
General data							
Material / coating		Steel / galvanized, passivated with a thick layer			Steel / galvanized, white passivated		
		Ordering data			**Ordering data**		
Description	Color	**Type**	**Order No.**	Pcs. / Pkt.	**Type**	**Order No.**	Pcs. / Pkt.
DIN rail, unperforated, in acc. with EN 60715 - 35 x 15 mm, galvanized and passivated with a thick layer, tall design, supply length: 2 m	silver	**NS 35/15 UNPERF 2000MM**	**1201714**	5			
DIN rail, unperforated, according to EN 60715 - 35 x 15 mm, galvanized and thick layer passivated, low design, supply length: 1 m		**NS 35/15 UNPERF 1000MM**	**1207655**	20			
DIN rail, unperforated in accordance with EN 60715 - 35 x 15 mm, galvanized and thick layer passivated, tall design, cut to length according to customer specifications[1])	silver	**NS 35/15 UNPERF/...**	**1208144**	1			
DIN rail, unperforated in accordance with EN 60715 - 35 x 15 mm, galvanized and thick layer passivated, tall design, cut to length according to customer specifications and provided with mounting holes[2])	silver	**NS 35/15 UNPERF/SO/...**	**1208157**	1			
DIN rail, unperforated, similar to EN 60715 - 35 x 15 mm, 1.5 mm thick, white passivated, tall design, supply length: 2 m	white				**NS 35/15 WH UNPERF 2000MM**	**1204135**	5
DIN rail, unperforated similar to EN 60715 - 35 x 15 mm, 1.5 mm thick, tin-plated, tall design, supply length: 2 m	silver						
DIN rail, unperforated similar to EN 60715 - 35 x 15 mm, 1.5 mm thick, tall design, supply length: 2 m, **Material: copper**	copper-colored						
DIN rail, unperforated in accordance with EN 60715 - 35 x 15 mm, 2.3 mm thick, galvanized and thick layer passivated, tall design, for universal cut, supply length: 2 m	silver						
		Accessories			**Accessories**		
for DIN rail NS35/15		**NS 35/15 CAP**	**1206573**	100	**NS 35/15 CAP**	**1206573**	100

Unperforated, zinc plated

Unperforated, copper

Unperforated, zinc plated, and thick layer passivated, material thickness 2.3 mm

Technical data

Steel / galvanized

Ordering data

Type	Order No.	Pcs. / Pkt.
NS 35/15 ZN UNPERF 2000MM	1206586	5

Accessories

NS 35/15 CAP	1206573	100

Technical data

Copper / uncoated

Ordering data

Type	Order No.	Pcs. / Pkt.
NS 35/15 CU UNPERF 2000MM	1201895	5

Accessories

NS 35/15 CAP	1206573	100

Technical data

Steel / galvanized, passivated with a thick layer

Ordering data

Type	Order No.	Pcs. / Pkt.
NS 35/15-2,3 UNPERF 2000MM	1201798	5

Accessories

NS 35 DIN rails, tall design, perforated

- The design of the DIN rails complies with European standard EN 60715
- Particular attention has been paid to a high degree of dimensional accuracy and surface tempering
- All DIN rails are also available cut to length

The DIN rails are available with various surface coatings and are suitable for the following applications:

- Zinc plated, for indoor applications
- White passivated, for indoor applications
- Zinc plated and thick layer passivated, for indoor and protected outdoor applications
- Aluminum and copper. As a result of their improved conductivity, these versions can also be used as PEN busbars

Notes:

For dimensional drawings and ordering examples, see page 519.

For PPS ... DIN rail profile cutters, see page 370.

[1]) Please specify the desired length in millimeters when placing your order. See order example.

Perforated, zinc plated, and thick layer passivated

Technical data

General data	
Material / coating	Steel / galvanized, passivated with a thick layer

Ordering data

Description	Color	Type	Order No.	Pcs. / Pkt.
DIN rail, perforated, in acc. with EN 60715 - 35 x 15 mm, galvanized and passivated with a thick layer, tall design, supply length: 2 m	silver	**NS 35/15 PERF 2000MM**	**1201730**	5
DIN rail, perforated, according to EN 60715 - 35 x 15 mm, galvanized and thick layer passivated, tall design, supply length: 1 m	silver	**NS 35/15 PERF 1000MM**	**1207658**	20
DIN rail, perforated, in accordance with EN 60715 - 35 x 15 mm, galvanized and thick layer passivated, tall design, for cabinet width / depth of 0.8 m				
Length: 755 mm	silver	**NS 35/15 PERF 755MM**	**1207679**	10
For cabinet width / depth of 1.0 m, supply length: 955 mm	silver	**NS 35/15 PERF 955MM**	**1207682**	10
For cabinet width / depth of 1.2 m, supply length: 1155 mm	silver	**NS 35/15 PERF 1155MM**	**1207695**	10
DIN rail, perforated in accordance with EN 60715 - 35 x 15 mm, galvanized and thick layer passivated, tall design, supply length: 2 m, cut to length according to the customer specifications[1])	silver	**NS 35/15 PERF/...**	**1208160**	1
DIN rail, perforated, according to EN 60715 - 35 x 15 mm, white passivated, tall design, supply length: 2 m	white			
DIN rail, perforated similar to EN 60715 - 35 x 15 mm, 1.5 mm thick, tin-plated, tall design, supply length: 2 m	silver			

Perforated, white passivated

Perforated, zinc plated

Technical data
Steel / galvanized, white passivated

Ordering data		
Type	Order No.	Pcs. / Pkt.
NS 35/15 WH PERF 2000MM	0806602	5

Technical data
Steel / galvanized

Ordering data		
Type	Order No.	Pcs. / Pkt.
NS 35/15 ZN PERF 2000MM	1206599	5

NS 32 DIN rails

Notes:

For PPS ... DIN rail profile cutters, see page 370.

NS 32 DIN rail

	Technical data
General data	
Material / coating	Steel / galvanized, passivated with a thick layer

Description	Color	Type	Order No.	Pcs. / Pkt.
DIN rail, unperforated, in accordance with EN 60715 - G32, supply length: 2 m, galvanized and thick layer passivated	silver	**NS 32 UNPERF 2000MM**	**1201015**	5
DIN rail, perforated, in accordance with EN 60715 - G32, galvanized and thick layer passivated, supply length: 2 m	silver	**NS 32 PERF 2000MM**	**1201002**	5

NS 35 DIN rails, tall design that supports the use of slide nuts

- The NS 35/15 AL DIN rail has been designed to accommodate GLM ... slide nuts
- The slide nuts even allow components without an additional snap-on foot to be mounted

Notes:

For dimensional drawings and ordering examples, see page 519.

NS 35, 15 mm high DIN rail with slide nut guide

		Technical data		
Dimensions		Width	Length	Height
	[mm]	**35**	**2000**	**15**
General data				
Material		Aluminum		

Description	Color	Type	Order No.	Pcs. / Pkt.
DIN rail, unperforated similar to EN 60715 - 35 x 15 mm, deep-drawn, tall design, with slide nut guide, supply length: 2 m	silver	**NS 35/15 AL UNPERF 2000MM**	**1201756**	5
DIN rail, unperforated similar to EN 60715 - 35 x 15 mm, deep-drawn, tall design, with slide nut guide, cut to length according to customer specifications	silver	**NS 35/15 AL UNPERF/...**	**1210213**	1
Slide nut, for DIN rail NS 35/15-AL, for fixing devices, **material: Steel**				
M4	silver	**GLM 4**	**1201769**	100
M5	silver	**GLM 5**	**1201772**	100
M6	silver	**GLM 6**	**1201785**	100

Example configuration for NS 35/15 UNPERF/SO/...:

(minimum order quantity 20 units)

When ordering 20 unperforated NS 35/15 DIN rails with 6 mm ø end holes at both ends (as 20 mm elongated holes, the hole center of which is 50 mm from the end of the rail) with a length of 550 mm, the following information must be given:

Item	Order No.	Length in mm	Dim. A	Dim. B	Dim. C
20	1208157	550	6	50	20

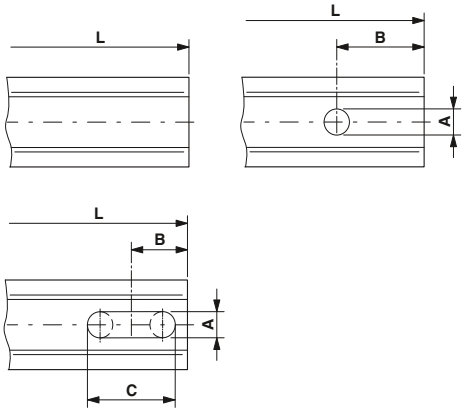

Example configuration for NS 35/7,5 UNPERF/...:

(minimum order quantity 20 units)

When ordering 20 unperforated NS 35/7,5 DIN rails without end holes with a length of 1750 mm, the following information must be given:

Item	Order No.	Length in mm
20	1208115	1750

L = length
A = hole diameter [mm]
B = distance between end and hole center [mm]
C = length of elongated hole [mm]
The following dimensions are possible:
Round hole: C = 0
Elongated hole: C = 10, 15, 20, or 25 mm

Dimensional drawings for DIN rails

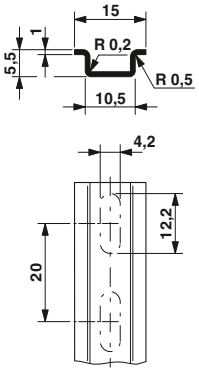

NS 15

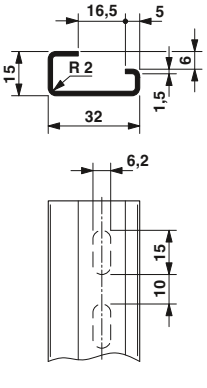

NS 32

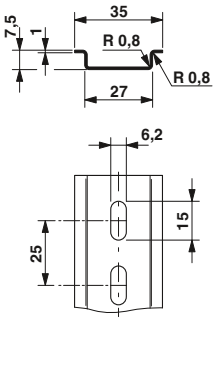

NS 35/7,5

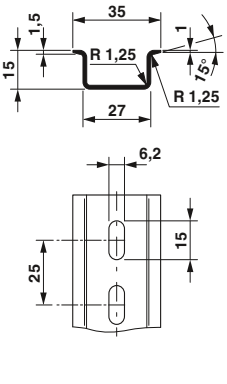

NS 35/15

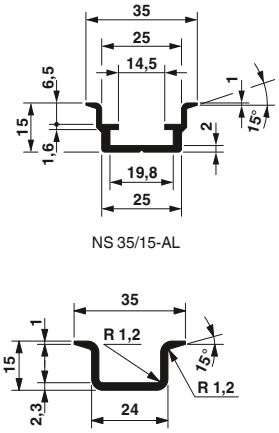

NS 35/15-AL

NS 35/15-2.3

Snap-on end bracket, for NS 15 and NS 35 DIN rails

- Phoenix Contact has engineered its CLIPFIX end brackets to maintain a secure grip on the various DIN rail systems
- Design width of just 5.2 mm
- Parking facility for bridges and connectors
- Large area for marking

End bracket for NS 15 DIN rail

End bracket for NS 35 DIN rail

		Technical data			Technical data		
Dimensions		Width	Length	Height	Width	Length	Height
	[mm]	**5.2**	**22**	**22.6**	**5.15**	**48.5**	**35**
General data							
Material		PA			PA		
Inflammability class according to UL 94		V2			V2		

		Ordering data			Ordering data		
Description	Color	Type	Order No.	Pcs. / Pkt.	Type	Order No.	Pcs. / Pkt.
End clamp, for snapping onto NS 15, 5.2 mm wide, marking with ZB 5 and ZBF 5, KLM, parking facilities for bridges and test accessories	gray	**CLIPFIX 15**	**3022263**	50			
End bracket, for snapping onto NS 35, 5.15 mm wide, can be marked with ZB 5 and UCT-EM (30X5), parking option for bridges and test plugs	gray				**CLIPFIX 35-5**	**3022276**	50
End clamp, to snap on NS 35, 9.5 mm wide, can be marked with ZB 6, ZB 8/27, KLM...	gray				**CLIPFIX 35**	**3022218**	50

Screw-on end bracket, for NS 35 and NS 32 DIN rails

- With universal foot for NS 35 and NS 32 DIN rails
- High and low designs
- Large area for marking

For NS 35 and NS 32 DIN rails

For multi-level terminal blocks on NS 35 and NS 32 DIN rails

		Technical data			Technical data		
Dimensions		Width	Length	Height	Width	Length	Height
	[mm]	**9.5**	**50.5**	**35.3**	**10**	**55.5**	**50**
General data							
Material		PA			PA		
Tightening torque	[Nm]	0.4 - 0.5			0.4 - 0.5		
Inflammability class according to UL 94		V2			V2		

		Ordering data			Ordering data		
Description	Color	Type	Order No.	Pcs. / Pkt.	Type	Order No.	Pcs. / Pkt.
End clamp, to screw on, for NS 35 and NS 32, can be marked with ZB 6, KLM, KLM-A and UBE	gray	**E/UK**	**1201442**	50			
Universal end bracket, to screw on, for NS 35 and NS 32, for supporting the ends of double level and three level terminal blocks, can be marked with ZB 10	gray				**E/UK 1**	**1201413**	50

Screw-on end bracket, for NS 15 DIN rail

The E/MBK end bracket has been specially designed for the MBK miniature IEC terminal blocks.
– Can be screwed onto NS 15 DIN rails
– Can be mounted directly on the mounting plate as an MBK terminal block base
– Large area for marking

For miniature IEC terminal blocks on NS 15 DIN rail

For NS 15 DIN rail

		Technical data			Technical data		
Dimensions		Width	Length	Height	Width	Length	Height
	[mm]	**6.2**	**22**	**11.4**	**6.1**	**21.2**	**18**
General data							
Material		PA			PA		
Tightening torque	[Nm]	0.4 - 0.5			0.4 - 0.5		
Inflammability class according to UL 94		V2			V2		

		Ordering data			Ordering data		
Description	Color	Type	Order No.	Pcs. / Pkt.	Type	Order No.	Pcs. / Pkt.
End clamp, to snap on NS 15, for slide-on miniature terminal blocks, can be fastened with a screw, can be marked with KLM 1	gray	**E/MBK**	**1401637**	100			
End clamp, to screw on NS 15, 6.1 mm wide, can be fastened with a screw, can be marked with KLM 1	gray				**E/MK 1**	**1421659**	100

Screw-on end bracket, for NS 35 DIN rail

– The E/AL-NS 35 provides optimum support for large terminals and devices
– Large area for marking

For NS 35 DIN rail



For terminal blocks from 50 mm² on NS 35 DIN rails

		Technical data			Technical data		
Dimensions		Width	Length	Height	Width	Length	Height
	[mm]	**9.5**	**48.6**	**32.8**	**10**	**59**	**44**
General data							
Material		PA			Aluminum		
Tightening torque	[Nm]	0.4 - 0.5			0.4 - 0.5		
Inflammability class according to UL 94		V2			-		

		Ordering data			Ordering data		
Description	Color	Type	Order No.	Pcs. / Pkt.	Type	Order No.	Pcs. / Pkt.
End clamp, to screw on NS 35, can be equipped with terminal strip marker KLM-A or ZB 8	gray	**E/NS 35 N**	**0800886**	50			
End bracket, aluminum, for screwing on, for end support of 50 - 300 mm² terminal blocks, can be marked with ZB 10, for mounting on NS 35...	silver				**E/AL-NS 35**	**1201662**	10

Component mounting

Marking for terminal strips

- The KLM has been specially developed for the CLIPFIX end brackets
- The precise engagement mechanism allows infinite adjustment of the marking area height
- The KLM 3-L is suitable for multi-level terminal blocks and can be cut at two defined points

For CLIPFIX end brackets, can be marked with snap-on label

For CLIPFIX end brackets, can be marked with label

		Technical data			Technical data		
Dimensions		Width	Length	Height	Width	Length	Height
	[mm]	**12.5**	**22**	**42**	**10**	**22**	**27**
General data							
Material		PA			PA		
Inflammability class according to UL 94		V2			V2		
Temperature range	[°C]	-40 ... 100			-40 ... 100		
Components		Halogen-free			Halogen-free		

		Ordering data			Ordering data		
Description	Color	**Type**	**Order No.**	Pcs. / Pkt.	**Type**	**Order No.**	Pcs. / Pkt.
Terminal strip marker, adjustable height, for end clamp CLIPFIX ..., can be marked with SS-ZB Lettering field size: 20 x 8 mm	gray	**KLM 2**	**0807575**	100			
Terminal strip marker, adjustable height, for end clamp CLIPFIX ..., can be marked with EML (20x8) label or with B-STIFT or X-PEN	gray				**KLM 3**	**0811969**	100
Can be cut to length	gray				**KLM 3-L**	**0814788**	100

Marking for terminal strips

For E/MK and E/MBK end brackets

For E/UK and CLIPFIX 35 end brackets

		Technical data	Technical data
General data			
Material		ABS	ABS
Inflammability class according to UL 94		HB	HB
Temperature range	[°C]	-40 ... 80	-40 ... 80
Components		Free from silicone and halogen	Free from silicone and halogen

		Ordering data			Ordering data		
Description	Color	**Type**	**Order No.**	Pcs. / Pkt.	**Type**	**Order No.**	Pcs. / Pkt.
Terminal strip markers, for E/MK, E/MK 1 and E/MBK end bracket, lettering field: 24 x 4 mm	transparent	**KLM 1**	**1004319**	100			
Terminal strip markers, for E/UK or CLIPFIX 35 end brackets, lettering field: 25 x 6 mm	transparent				**KLM**	**1004306**	100
		Accessories			**Accessories**		
Insert strips for thermal transfer printers, 5000 labels per roll Lettering field size: 24 x 4 mm, 5000 labels p. roll	white	**EMT (24X4)R**	**0816265**	1			
Lettering field size: 25 x 6 mm, 5000 labels per roll	white				**EMT (25X6)R**	**0817264**	1

Marking for terminal strips

For E/UK, E/NS 35 N, and CLIPFIX 35 end brackets

For end bracket and DIN rail mounting

	Technical data	Technical data
General data		
Material	ABS	PA
Inflammability class according to UL 94	HB	V2
Temperature range [°C]	-40 ... 80	-40 ... 100
Components	Free from silicone and halogen	Free from silicone and halogen

Description	Color	Ordering data: Type	Order No.	Pcs. / Pkt.	Ordering data: Type	Order No.	Pcs. / Pkt.
Terminal strip markers, for strip marking, adjustable height, for use with end clamps E/UK, E/NS 35 N or CLIPFIX 35, lettering field: 44 x 7 mm	transparent	**KLM-A**	**1004348**	100			
Terminal strip marker carriers, for marking terminal groups, for end bracket E/UK, lettering field: 40 x 17 mm Hood material: PE	gray				**UBE**	**0800310**	10
Terminal strip marker carrier, for marking terminal block groups, for assembly on NS 32... or NS 35... DIN rail, lettering field size: 40 x 17 mm Hood material: PE	gray				**UBE/D**	**0800307**	10

		Accessories			Accessories		
Insert strip for thermal transfer printer, for terminal strip marker UBE/D or UBE Lettering field size: 40 x 17 mm, 2300 labels per roll	white				**EMT (40X17)R**	**0817293**	1
Insert strip for laser printer, perforated, for terminal strip marker KLM-A Lettering field size: 44 x 7 mm	white	**ESL 44X7**	**0808244**	10			
Lettering field size: 40 x 17 mm, 1 sheet = 56 labels	white				**ESL 40X17**	**0808095**	10

Angled brackets for fixing DIN rails

– The BG/S brackets can be used to fix DIN rails at a distance from the mounting surface
– 30° tilt angle

Angled bracket, low

Angled bracket, high

	Technical data			Technical data		
Dimensions	Width	Length	Height	Width	Length	Height
[mm]	**19.7**	**87**	**35.4**	**20**	**84**	**46**
General data						
Material	Steel			Steel		

		Ordering data			Ordering data		
Description	Color	**Type**	**Order No.**	Pcs. / Pkt.	**Type**	**Order No.**	Pcs. / Pkt.
Angled bracket, for fixing DIN rails at an angle of 30°, with M6 screw, galvanized and thick layer passivated	silver	**BG/S**	**1201086**	10	**BG/SH**	**1201099**	10
Angled brackets, with DIN rail limit stop, for fixing DIN rails at an angle of 30°, with M6 screw, galvanized and thick layer passivated	silver	**BG/SA**	**1201604**	10	**BG/SHA**	**1201594**	10

Flat brackets for fixing DIN rails

– The BG/F brackets can be used to fix DIN rails at a distance from the mounting surface

Flat brackets with lugs

Flat brackets without lugs

	Technical data			Technical data		
Dimensions	Width	Length	Height	Width	Length	Height
[mm]	**20**	**84**	**12**	**20**	**37**	**15**
General data						
Material	Steel			Steel		

		Ordering data			Ordering data		
Description	Color	**Type**	**Order No.**	Pcs. / Pkt.	**Type**	**Order No.**	Pcs. / Pkt.
Flat bracket, for fixing DIN rails 12 mm above the base, with M6 screw, galvanized and thick layer passivated	silver	**BG/F**	**1201060**	10			
Flat bracket, is screwed with DIN rails 15 mm above the base, fixing hole: 6.5 mm Ø, galvanized and thick layer passivated	silver				**BG/F 1**	**1201112**	10

Universal adapter

- The universal adapters are used to secure and hold electrical or electronic switching devices
- The allow fully insulated mounting of components or DIN rails

For NS 35 and NS 32 DIN rails

		Technical data		
Dimensions		Width	Length	Height
	[mm]	**10**	**42.6**	**19**
General data				
Material		PA		
Inflammability class according to UL 94		V2		

		Ordering data		
Description	Color	**Type**	**Order No.**	Pcs. / Pkt.
Universal rail adapter, for NS 35... or NS 32... DIN rail, for accommodation of switching devices, 10 mm wide				
For M3 screws	gray	**USA 10**	**1201578**	10
For M5 screws	gray	**USA 10/4,6**	**1202713**	10

Mounting accessories

- The support bracket can be used for totally insulated DIN rail support
- The NS 35/... CAP end caps can be attached to the ends of NS 35/7,5 and NS 35/15 DIN rails

Support bracket, insulated

Protective caps for DIN rails

		Technical data			Technical data		
Dimensions		Width	Length	Height	Width	Length	Height
	[mm]	**38**	**35**	**21**	**7**	**37.5**	**9**
General data							
Material		PA			PP		
Inflammability class according to UL 94		V2			HB		

		Ordering data			Ordering data		
Description	Color	**Type**	**Order No.**	Pcs. / Pkt.	**Type**	**Order No.**	Pcs. / Pkt.
Support bracket, for fixing DIN rails 21 mm above the mounting surface, with M6 screw, countersunk fixing hole 6.1 mm Ø, can also be used for protective insulation of terminal strips	gray	**AB/NS**	**1201141**	10			
DIN rail end piece							
for DIN rail NS35/7.5	gray				**NS 35/ 7,5 CAP**	**1206560**	100
for DIN rail NS35/15	gray				**NS 35/15 CAP**	**1206573**	100

Cover profiles



Cover profile and hood, sealable

- Cover profiles provide protection against unauthorized use of terminal strips
- This profile has been specially adapted to the contour of the measuring transducer disconnect terminal blocks
- The cover can be securely snapped onto the corresponding APH–ME end brackets and sealed as an option
- The AH-ME cover, which is enclosed on all sides, is snapped onto the end brackets and can be optionally sealed

Technical data

General data		
Material		PVC
Temperature range	[°C]	-15 ... 65

Ordering data

Description	Color	Type		Order No.	Pcs. / Pkt.
Cover profile, supply length 1 m	transparent	**AP-ME**	**METER**	**3034361**	10
Cover profile, please specify the desired length in cm	transparent	**AP-ME CM**		**3034345**	1
Covering hood, for the contact and dust-protected encapsulation of the components	transparent	**AH-ME**		**3240265**	5

Holder for AP–ME cover profiles

- The APH–ME end bracket is used in conjunction with the AP–ME cover
- It provides facilities for retaining FBS ...–8 plug-in bridges and is optionally sealable
- The APT–ME holder serves as a partition plate or intermediate support in the case of long terminal strips



Cover profile end bracket, sealable

Cover profile holder

Technical data

General data			
Material		PA	PA
Inflammability class according to UL 94		V2	V2
Temperature range	[°C]	-40 ... 115	-40 ... 115

Ordering data

Description	Color	Type	Order No.	Pcs. / Pkt.	Type	Order No.	Pcs. / Pkt.
End bracket, for AP-ME cover profile	gray	**APH-ME**	**3034374**	10			
Holder, for AP-ME cover profile	gray				**APT-ME**	**3034358**	10

Cover profiles

- Cover profiles provide protection against unauthorized use of terminal strips
- Large-area marking possible with AP-ES insert strips

Notes:

[1]) When ordering please specify the desired length in cm. Accuracy 1 mm.

Cover profile mounting on a DIN rail

Cover profile for mounting on end bracket

	Technical data	Technical data
General data		
Material	PVC	Polycarbonate PC
Inflammability class according to UL 94	V2	V2
Temperature range [°C]	-15 ... 65	-40 ... 115

		Ordering data			Ordering data		
Description	Color	Type	Order No.	Pcs. / Pkt.	Type	Order No.	Pcs. / Pkt.
Cover profile, for terminal strips, can be marked with insert strips AP-ES, a cover profile carrier should be placed at the ends and at intervals of approx. 40 cm, maximum supply length: 1 m[1])							
Can be snapped onto cover profile carrier AP 2-TU	transparent	**AP 2 CM**	**5022889**	1			
Can be snapped onto AP 3-TU or AP 3-TNS 35	transparent	**AP 3 CM**	**5022876**	1			
Cover profile carrier, for mounting on NS 32 or NS 35/7.5 DIN rail, for fixing the cover profile AP, 2 mm thick, material: PA							
	gray	**AP 2-TU**	**5022630**	50			
	gray	**AP 3-TU**	**5022656**	50			
Sealable cover profile, for mounting on NS 35 DIN rail, for fixing the cover profile AP 3, with plastic knurled nut M5, space requirement: 13 mm							
	gray	**AP 3-TNS 35**	**5022672**	10			
U-shaped cover, Inner dimensions: 100 x 38 mm, 2 mm thick, maximum supply length: 2.05 m, also required: 2 end brackets E/UK and 2 cover holders VAH, made acc. to length specifications[1])							
	transparent				**A/U CM**	**5021110**	1
Adjustable cover holder, for mounting covers (up to 3 mm thick), additional requirements: One end bracket E/UK or CLIPFIX 35, material PA							
	gray				**VAH**	**1201468**	10

		Accessories			Accessories		
Insert strips, for group marking, for sliding into the cover profile AP 2 and AP 3, cardboard, lettering field: 35 x 500 mm							
	white	**AP-ES**	**5022685**	10			

Cover profiles for UK terminal blocks

Single cover for UK terminal blocks

- Covering of live parts
- Protection against accidental actuation of terminal points or disconnect terminal blocks
- Protection against environmental influences
- Can be marked

Technical data

General data		
Material		ABS
Inflammability class according to UL 94		HB
Temperature range	[°C]	-40 ... 80
Components		Free from silicone and halogen

Ordering data

Description	Color	Type	Order No.	Pcs. / Pkt.
Single cover, for covering the UK 2,5 neutral terminal, snap fit	transparent	**EA 4**	**0805360**	50
Single cover, for covering the UK 3 N, UK 5 N, UK 6 N, UK 4-FSR, UK 4FS/FS,UK 4-LOER terminals, snap fit	transparent	**EA 5**	**1024014**	100
Single cover, for covering the UK 16 neutral terminal, snap fit	transparent	**EA 7**	**1024250**	100
Single cover, for covering the UK 3 N, UK 5 N, UK 6 N, UK 4-FSR, UK 4FS/FS,UK 4-LOER terminals, snap fit, black print: Lightning flash	yellow	**EA 5-WS**	**1024085**	100
Single cover, for covering the UK 35, UIK 35 terminal, cannot be marked, snap fit	transparent	**EA 11**	**1024263**	50

Cover profiles

- Covering of live parts
- Protection against accidental actuation of terminal points or disconnect terminal blocks
- Protection against environmental influences
- Can be marked

Cover profile, hinged for DIN rail mounting

Technical data

General data		
Material		Polycarbonate PC
Inflammability class according to UL 94		V2
Temperature range	[°C]	-40 ... 115
Components		Free from silicone and halogen

Ordering data

Description	Color	Type		Order No.	Pcs. / Pkt.
Holding profile, is snapped into the cover holder APK-TU, with groove for Zack marker strip **ZB 5** up to **ZB 10**, length: 2 m	transparent	**APK 1**		**5022795**	10
Holding profile, is snapped into the cover holder APK-TU, with groove for Zack marker strip **ZB 5** up to **ZB 10**, length: 2 m	gray	**APK-HP**	**2 METER**	**5022818**	2
Cover profile holder, 10 mm width, for mounting on NS 32 or NS 35/7.5, for fixing the holding profile APK-HP, can be marked with Zack marker strip **ZB 10,** Material: PA	gray	**APK-TU**		**5022805**	10

Busbars

Neutral busbar

3 x 10 mm

6 x 6 mm

	Technical data			Technical data		
Dimensions	Width	Length	Height	Width	Length	Height
[mm]	**10**	**1000**	**3**	**6**	**1000**	**6**
General data						
Material	Copper			Copper		

		Ordering data			Ordering data		
Description	Color	**Type**	**Order No.**	Pcs. / Pkt.	**Type**	**Order No.**	Pcs. / Pkt.
PEN conductor busbar, 3 x 10 mm, 1 m long, material: Copper, tin-plated, nominal current: 140 A	silver	**NLS-CU 3/10 SN 1000MM**	**0402174**	10			
PEN conductor busbar, in accordance with DIN VDE 0611-4, 6 x 6 mm, 1 m long, material: Copper, tin-plated, nominal current: 140 A	silver				**NLS-CU 6/ 6 SN 1000MM**	**0402161**	10

Supports for neutral busbars

There is a choice of three support frames available as support for busbars:
- The AB/SS for one rail
- The AB 2/SS for offset arrangement of neutral and (PE) busbars
- The lower ABN 2/SS

Notes:

For dimensional drawings, see phoenixcontact.net/products

Support bracket for shield conn. terminal blocks SK

Support bracket, multi-level, insulated

	Technical data			Technical data		
Dimensions	Width	Length	Height	Width	Length	Height
[mm]	**19.4**	**23.4**	**21.7**	**10**	**42**	**48**
General data						
Material	PA			PA		
Inflammability class according to UL 94	V0			V0		

		Ordering data			Ordering data		
Description	Color	**Type**	**Order No.**	Pcs. / Pkt.	**Type**	**Order No.**	Pcs. / Pkt.
Support bracket, insulated, with retaining screw, for 3 x 10 mm or 6 x 6 mm busbars	gray	**AB/SS**	**0404428**	10			
Double support bracket, insulating material, optionally for use with 3 x 10 mm or 6 x 6 mm neutral busbar, height: 48 mm							
Height 48 mm	gray				**AB2/SS**	**0404431**	10
Height 36.8 mm	gray				**ABN 2/SS**	**0404460**	10
Triple support bracket, made from isolation material	gray				**AB3/SS**	**0800086**	10

Power terminals

10 (16) mm², 76 A, power terminal

35 (35) mm², 125 A, power terminal

		Technical data				Technical data			
Dimensions		Width	Length	Height		Width	Length	Height	
	[mm]	**8**	**40**	**36**		**12**	**40**	**37**	
Max. electrical data		$I_{max.}$ [A]		max. Ø [mm²]	AWG (UL)	$I_{max.}$ [A]		max. Ø [mm²]	AWG (UL)
		76		**0.5 - 16**	**-**	**125**		**0.75 - 35**	**-**
Rated data		IEC	UL	CSA	IEC/ EN 60079-7	IEC	UL	CSA	IEC/ EN 60079-7
Nominal current / cross section	[A] / [mm²]	57 / 10	-	-	-	125 / 35	-	-	95 / 25
Connection capacity		solid	stranded	ferrule without/with plastic sleeve		solid	stranded	ferrule without/with plastic sleeve	
1 conductor	[mm²]	0.5 - 16	0.5 - 10	0.5 - 16	0.5 - 10	0.75 - 35	0.75 - 35	0.75 - 35	0.75 - 35
2 conductors (of the same type)	[mm²]	0.5 - 10	0.5 - 10	0.5 - 10	-	0.75 - 10	0.75 - 10	0.75 - 10	-
General data									
Stripping length	[mm]	14				14			
Screw thread		M5				M6			
Tightening torque	[Nm]	2.5 - 3				3.2 - 3.7			

		Ordering data				Ordering data			
Description	Color	**Type**	I_{max}	**Order No.**	Pcs. / Pkt.	**Type**	I_{max}	**Order No.**	Pcs. / Pkt.
Power terminal, copper, nickel-plated	aluminum	**EK 116**		**0401010**	10	**EK 135**		**0401023**	10

Branch Terminals



- A branch of flat copper busbars often has to be produced in switch systems
- This can be done easily with the branch terminal block because the terminal block can be attached and firmly clamped anywhere on a copper rail (up to max. 5 mm thick) later on

35 (35) mm², 125 A, branch terminal

		Technical data			
Dimensions		Width	Length	Height	
	[mm]	**12**	**40**	**36**	
Max. electrical data		$I_{max.}$ [A]		max. Ø [mm²]	AWG (UL)
		125		**0.75 - 35**	**-**
Rated data		IEC	UL	CSA	IEC/ EN 60079-7
Nominal current / cross section	[A] / [mm²]	125 / 35	-	-	-
Connection capacity		solid	stranded	ferrule without/with plastic sleeve	
1 conductor	[mm²]	0.75 - 35	0.75 - 35	0.75 - 35	0.75 - 35
2 conductors (of the same type)	[mm²]	0.75 - 10	0.75 - 10	0.75 - 10	-
General data					
Stripping length	[mm]	15			
Screw thread		M6			
Tightening torque	[Nm]	3.2 - 3.7			

		Ordering data			
Description	Color	**Type**	I_{max}	**Order No.**	Pcs. / Pkt.
Branch terminal block, for connection to copper bars up to 5 mm thick	aluminum	**AZK 35**		**0702997**	10

L/N/PE connection terminal blocks



4 (6) mm², 41 A, connection terminal blocks

– In electrical systems subject to the setup requirements of DIN VDE 0100 or IEC 60204–1 / EN 60204–1 / VDE 0113–1, N, PE or phase conductor L are often connected to central busbars. This requires the conductor and/or terminal block to be clearly marked for the corresponding circuit.

The connection terminal blocks satisfy these requirements in several ways:

– Through individual marking of each terminal block
– By their blue, green-yellow or black colored housings
– Large marking possible with ZB, UC-TM, UCT-TM

Technical data

Dimensions		Width	Length	Height	
	[mm]	**7**	**23.7**	**23.6**	
Max. electrical data		$I_{max.}$ [A]	$U_{max.}$ [V]	max. Ø [mm²]	AWG (UL)
		41	**300**	**0.5 - 6**	**22-12**
Rated data		IEC	UL	CSA	IEC/ EN 60079-7
Rated voltage	[V]	300	300	-	-
Nominal current / cross section	[A] / [mm²]	41 / 4	20 / -	-	-
Rated cross section	[mm²]	4	-	-	-
Cross section range	AWG	20 - 10	22-12	-	-
Connection capacity		solid	stranded	ferrule without/with plastic sleeve	
1 conductor	[mm²]	0.5 - 6	0.5 - 4	0.5 - 6	0.5 - 6
2 conductors (of the same type)	[mm²]	0.5 - 2.5	0.5 - 2.5	0.5 - 2.5	-
2 stranded conductors with a TWIN ferrule	[mm²]	-	-	-	0.5 - 2.5
General data					
Stripping length	[mm]	16			
Screw thread		M4			
Tightening torque	[Nm]	1.5 - 1.8			
Insulating material		PA			
Inflammability class according to UL 94		V2			

Ordering data

Description	Color	Type	I_{max}	Order No.	Pcs. / Pkt.
Connection terminal block, steel, pushed onto NLS neutral busbar, can be marked with ZB ...	black	**AKG 4 BK**		**0421032**	50
Up to 6 mm² solid, 7 mm wide	green-yellow	**AKG 4 GNYE**		**0421029**	50
Up to 6 mm² solid, 7 mm wide	blue	**AKG 4 BU**		**0421016**	50
Without insulating cap	silver	**AK 4**		**0404017**	50
Connection terminal block, steel, pushed onto NLS neutral busbar, can be marked with ZB ...	black				
Up to 16 mm² solid, 10 mm wide	green-yellow				
Up to 16 mm² solid, 10 mm wide	blue				
Without insulating cap	silver				
Connection terminal block, steel, pushed onto NLS neutral busbar, can be marked with ZB ...	black				
Up to 35 mm² solid, 14.3 mm wide	green-yellow				
Up to 35 mm² solid, 14.3 mm wide	blue				
Without insulating cap	silver				

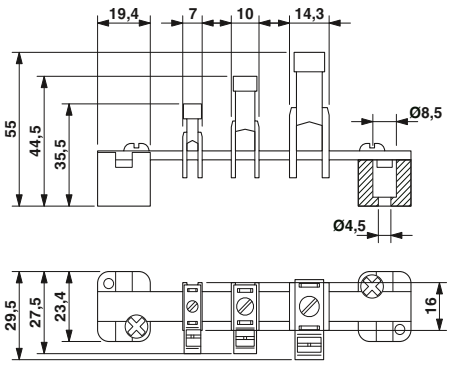



16 (16) mm², 76 A, connection terminal blocks

35 (35) mm², 125 A, connection terminal blocks

Technical data

Width	Length	Height	
9.8	**23.7**	**29**	
$I_{max.}$ [A]	$U_{max.}$ [V]	max. Ø [mm²]	AWG (UL)
76	**300**	**1.5 - 16**	**18-6**
IEC	UL	CSA	IEC/ EN 60079-7
300	300	-	-
76 / 16	50 / -	65 / -	-
16	-	-	-
16 - 6	18-6	18-6	-
solid	stranded	ferrule without/with plastic sleeve	
1.5 - 16	1.5 - 16	1.5 - 16	1.5 - 16
1.5 - 6	1.5 - 6	1.5 - 6	-
-	-	-	1.5 - 10
16			
M5			
2.5 - 3			
PA			
V2			

Ordering data

Type	I_{max}	Order No.	Pcs. / Pkt.
AKG 16 BK		**0423030**	50
AKG 16 GNYE		**0423027**	50
AKG 16 BU		**0423014**	50
AK 16		**0404033**	50

Technical data

Width	Length	Height	
14.3	**27**	**39**	
$I_{max.}$ [A]	$U_{max.}$ [V]	max. Ø [mm²]	AWG (UL)
125	**300**	**2.5 - 35**	**18-2**
IEC / EN IEC	UL	CSA	IEC/ EN 60079-7
300	300	-	-
125 / 35	115 / -	135 / -	-
35	-	-	-
14 - 2	18-2	18-2	-
solid	stranded	ferrule without/with plastic sleeve	
2.5 - 35	2.5 - 35	2.5 - 35	2.5 - 35
1.5 - 16	1.5 - 16	1.5 - 16	-
-	-	-	1.5 - 10
16			
M6			
3.2 - 3.7			
PA			
V2			

Ordering data

Type	I_{max}	Order No.	Pcs. / Pkt.
AKG 35 BK		**0424039**	50
AKG 35 GNYE		**0424026**	50
AKG 35 BU		**0424013**	50
AK 35		**0404046**	50

Europe connectors

Notes:

For more variants, see phoenixcontact.net/products.

2.5 (2.5) mm², 24 A, 12-pos.

- The Europe connectors for conductors with a cross section of up to 16 mm² feature wire protection
- Particularly suitable for finely stranded conductors, including those without ferrules
- Insulating housing made from halogen-free polyamide
- High-quality metal parts with corrosion-resistant surfaces
- Secure fixing in housing

Technical data

Dimensions		Width	Length	Height	
	[mm]	**16.2**	**93.6**	**13.4**	
Max. electrical data		$I_{max.}$ [A]	$U_{max.}$ [V]	max. Ø [mm²]	AWG (UL)
		24	**450**	**0.5 - 2.5**	**22-12**
Rated data		IEC	UL	CSA	IEC/ EN 60079-7
Rated voltage	[V]	450	300	-	-
Nominal current / cross section	[A] / [mm²]	24 / 2.5	20 / -	-	-
Rated cross section	[mm²]	2.5	-	-	-
Cross section range	AWG	20 - 14	22-12	-	-
Connection capacity		solid	stranded	ferrule without/with plastic sleeve	
1 conductor	[mm²]	0.5 - 2.5	0.5 - 2.5	0.5 - 1.5	0.5 - 1
2 conductors (of the same type)	[mm²]	0.5 - 0.75	0.5 - 0.75	-	-
2 stranded conductors with a TWIN ferrule	[mm²]	-	-	-	0.5
General data					
Stripping length	[mm]	5			
Screw thread		M2,6			
Tightening torque	[Nm]	0.4 - 0.5			
Insulating material		PA			
Inflammability class according to UL 94		V2			

Ordering data

Description	Color	Type	Order No.	Pcs. / Pkt.
Europe connector, 12-pos., with wire protection	transparent	**EC 2,5 P TR**	**3240167**	10

4 (4) mm², 32 A, 12-pos.

6 (6) mm², 41 A, 12-pos.

16 (16) mm², 76 A, 12-pos.

Technical data

Width	Length	Height	
18.6	**117**	**15**	
$I_{max.}$ [A]	$U_{max.}$ [V]	max. Ø [mm²]	AWG (UL)
32	**450**	**0.75 - 4**	**20-10**
IEC	UL	CSA	IEC/ EN 60079-7
450	300	-	-
32 / 4	30 / -	-	-
4	-	-	-
18 - 12	20-10	-	-
solid	stranded	ferrule without/with plastic sleeve	
0.75 - 4	0.75 - 4	0.5 - 2.5	0.5 - 2.5
0.75 - 1.5	0.75 - 1	0.5 - 1	-
-	-	-	0.5 - 1
6			
M3			
0.5 - 0.6			
PA			
V2			

Ordering data

Type	Order No.	Pcs. / Pkt.
EC 4 P TR	**3240171**	10

Technical data

Width	Length	Height	
22.2	**132.7**	**17.3**	
$I_{max.}$ [A]	$U_{max.}$ [V]	max. Ø [mm²]	AWG (UL)
41	**450**	**1 - 6**	**14-8**
IEC	UL	CSA	IEC/ EN 60079-7
450	300	-	-
41 / 6	50 / -	-	-
6	-	-	-
16 - 10	14-8	-	-
solid	stranded	ferrule without/with plastic sleeve	
1 - 6	1 - 6	0.75 - 4	0.75 - 4
0.75 - 2.5	0.75 - 1.5	0.75 - 1.5	-
-	-	-	0.5 - 1
7			
M3,5			
0.8 - 1			
PA			
V2			

Ordering data

Type	Order No.	Pcs. / Pkt.
EC 6 P TR	**3240175**	10

Technical data

Width	Length	Height	
25.2	**173.9**	**20.8**	
$I_{max.}$ [A]	$U_{max.}$ [V]	max. Ø [mm²]	AWG (UL)
76	**450**	**6 - 16**	**10-6**
IEC	UL	CSA	IEC/ EN 60079-7
450	300	-	-
76 / 16	55 / -	-	-
16	-	-	-
10 - 6	10-6	-	-
solid	stranded	ferrule without/with plastic sleeve	
6 - 16	6 - 16	1.5 - 10	1.5 - 10
1.5 - 4	2.5 - 4	1.5 - 2.5	-
-	-	-	0.75 - 2.5
8			
M4			
1.2 - 1.5			
PA			
V2			

Ordering data

Type	Order No.	Pcs. / Pkt.
EC 16 P TR	**3240182**	10

Europe connectors

- These Europe connectors are suitable for solid and stranded conductors with a max. cr. sect. of 25 mm²
- The prismatic clamping part facilitates conductor entry and secure contact can be established even in the case of conductors without ferrules
- The polypropylene insulating housing allows individual positions to be disconnected simply by twisting and without the need for tools
- The high-quality metal parts, which feature corrosion-resistant surfaces, are fixed securely in the housing

4 (4) mm², 32 A, 12-pos.



6 (6) mm², 41 A, 12-pos.

Technical data

Dimensions		Width	Length	Height	
	[mm]	**16.6**	**94.9**	**13**	
Max. electrical data		$I_{max.}$ [A]	$U_{max.}$ [V]	max. Ø [mm²]	AWG (UL)
		32	**450**	**0.5 - 4**	**-**
Rated data		IEC	UL	CSA	IEC/ EN 60079-7
Rated voltage	[V]	450	-	-	-
Nominal current / cross section	[A] / [mm²]	32 / 4	-	-	-
Rated cross section	[mm²]	4	-	-	-
Cross section range	AWG	20 - 12	-	-	-
Connection capacity		solid	stranded	ferrule without/with plastic sleeve	
1 conductor	[mm²]	0.5 - 4	0.5 - 4	0.75 - 2.5	0.75 - 2.5
2 conductors (of the same type)	[mm²]	0.5 - 1	- 1	-	-
2 stranded conductors with a TWIN ferrule	[mm²]	-	-	-	0.5
General data					
Stripping length	[mm]	5			
Screw thread		M2,6			
Tightening torque	[Nm]	0.4 - 0.5			
Insulating material		PP			

Technical data

		Width	Length	Height	
	[mm]	**18.9**	**116.5**	**14.9**	
		$I_{max.}$ [A]	$U_{max.}$ [V]	max. Ø [mm²]	AWG (UL)
		41	**450**	**0.75 - 6**	**-**
		IEC	UL	CSA	IEC/ EN 60079-7
	[V]	450	-	-	-
	[A] / [mm²]	41 / 6	-	-	-
	[mm²]	6	-	-	-
	AWG	18 - 10	-	-	-
		solid	stranded	ferrule without/with plastic sleeve	
	[mm²]	0.75 - 6	0.75 - 6	0.75 - 4	0.75 - 2.5
	[mm²]	0.75 - 1.5	0.75 - 1.5	0.5 - 1	-
	[mm²]	-	-	-	0.5 - 1
	[mm]	6			
		M3			
	[Nm]	0.5 - 0.6			
		PP			

Ordering data

Description	Color	Type	Order No.	Pcs. / Pkt.
Europe connector, 12-pos.	white	**EC 4**	**3240168**	10
	black	**EC 4 BK**	**3240169**	10

Ordering data

Type	Order No.	Pcs. / Pkt.
EC 6	**3240172**	10
EC 6 BK	**3240173**	10



10 (10) mm², 57 A, 12-pos.



16 (16) mm², 76 A, 12-pos.



25 (25) mm², 101 A, 12-pos.

EAC

Technical data

Width	Length	Height	
17.3	**133.8**	**23.4**	
$I_{max.}$ [A]	$U_{max.}$ [V]	max. Ø [mm²]	AWG (UL)
57	**450**	**1 - 10**	**-**
IEC	UL	CSA	IEC/ EN 60079-7
450	-	-	-
57 / 10	-	-	-
10	-	-	-
16 - 8	-	-	-
solid	stranded	ferrule without/with plastic sleeve	
1 - 10	1 - 10	1.5 - 6	1.5 - 4
1 - 2.5	1.5 - 2.5	0.75 - 1.5	-
-	-	-	0.5 - 1.5
7			
M3,5			
0.8 - 1			
PP			

Ordering data

Type	Order No.	Pcs. / Pkt.
EC 10	**3240176**	10
EC 10 BK	**3240177**	10

EAC

Technical data

Width	Length	Height	
20.7	**174.5**	**25**	
$I_{max.}$ [A]	$U_{max.}$ [V]	max. Ø [mm²]	AWG (UL)
76	**450**	**1.5 - 16**	**-**
IEC	UL	CSA	IEC/ EN 60079-7
450	-	-	-
76 / 16	-	-	-
16	-	-	-
14 - 6	-	-	-
solid	stranded	ferrule without/with plastic sleeve	
1.5 - 16	2.5 - 16	2.5 - 10	2.5 - 10
2.5 - 4	2.5 - 4	1.5 - 2.5	-
-	-	-	1 - 4
8			
M4			
1.2 - 1.5			
PP			

Ordering data

Type	Order No.	Pcs. / Pkt.
EC 16	**3240179**	10
EC 16 BK	**3240180**	10

EAC

Technical data

Width	Length	Height	
30	**187.3**	**28**	
$I_{max.}$ [A]	$U_{max.}$ [V]	max. Ø [mm²]	AWG (UL)
101	**750**	**10 - 25**	**-**
IEC	UL	CSA	IEC/ EN 60079-7
750	-	-	-
101 / 25	-	-	-
25	-	-	-
8 - 4	-	-	-
solid	stranded	ferrule without/with plastic sleeve	
10 - 25	10 - 25	4 - 16	4 - 10
4 - 6	4 - 6	2.5 - 4	-
-	-	-	1.5 - 6
9			
M5			
2 - 3			
PP			

Ordering data

Type	Order No.	Pcs. / Pkt.
EC 25	**3240183**	10
EC 25 BK	**3240184**	10

Junction box connectors

2.5 (2.5) mm², 24 A, 3-pos.

- Thanks to their push-in connection method, the three junction box connectors available from Phoenix Contact enable wiring to be installed under the tightest of conditions without the need for tools
- Solid single-strand conductors with a cross section range of 0.5 mm² to 2.5 mm² can be connected
- Solid multi-strand conductors (7 litz wires) with a cross section range of 1.5 mm² to 2.5 mm² can be safely connected
- Different cross sections can be wired together in a junction box connector
- The transparent housing makes it easier to carry out a visual inspection of the terminal points, thereby increasing the safety of the wiring
- Integrated test openings enable the use of test devices once wiring has been completed

Technical data

Dimensions		Width	Length	Height	
	[mm]	**17.2**	**15.6**	**8.9**	
Max. electrical data		$I_{max.}$ [A]	$U_{max.}$ [V]	max. Ø [mm²]	AWG (UL)
		24	**450**	**0.5 - 2.5**	**-**
Rated data		IEC	UL	CSA	IEC/ EN 60079-7
Rated voltage	[V]	450	-	-	-
Nominal current / cross section	[A] / [mm²]	24 / 2.5	-	-	-
Rated cross section	[mm²]	2.5	-	-	-
Cross section range	AWG	20 - 14	-	-	-
Connection capacity		solid	stranded	ferrule without/with plastic sleeve	
1 conductor	[mm²]	0.5 - 2.5	1.5 - 2.5	-	-
General data					
Stripping length	[mm]	8			
Insulating material		PC/PA			
Inflammability class according to UL 94		V2			

Ordering data

Description	Color	Type	Order No.	Pcs. / Pkt.
Plug-in terminal block, 3-pos.	transparent	**JBC 2,5/3**	**3240164**	100
5-pos.	transparent			
8-pos.	transparent			

2.5 (2.5) mm², 24 A, 5-pos.

2.5 (2.5) mm², 24 A, 8-pos.

Technical data

Width	Length	Height	
26	**15.6**	**8.9**	
$I_{max.}$ [A]	$U_{max.}$ [V]	max. Ø [mm²]	AWG (UL)
24	**450**	**0.5 - 2.5**	**-**
IEC	UL	CSA	IEC/ EN 60079-7
450	-	-	-
24 / 2.5	-	-	-
2.5	-	-	-
20 - 14	-	-	-
solid	stranded	ferrule without/with plastic sleeve	
0.5 - 2.5	1.5 - 2.5	-	-
8			
PC/PA			
V2			

Ordering data

Type	Order No.	Pcs. / Pkt.
JBC 2,5/5	**3240165**	100

Technical data

Width	Length	Height	
39.2	**15.6**	**8.9**	
$I_{max.}$ [A]	$U_{max.}$ [V]	max. Ø [mm²]	AWG (UL)
24	**450**	**0.5 - 2.5**	**-**
IEC	UL	CSA	IEC/ EN 60079-7
450	-	-	-
24 / 2.5	-	-	-
2.5	-	-	-
20 - 14	-	-	-
solid	stranded	ferrule without/with plastic sleeve	
0.5 - 2.5	1.5 - 2.5	-	-
8			
PC/PA			
V2			

Ordering data

Type	Order No.	Pcs. / Pkt.
JBC 2,5/8	**3240166**	50

Sockets with 45 mm standard pitch

It is equally important in modern switchgears as in simple distributions: the rail-mountable socket in standard format.

The socket is mounted in an exposed position to allow mounting tools, service devices and other electrical equipment to be installed comfortably.

The mains connecting terminal blocks (L1, N and PE) are arranged on one side of the socket for easy connection. All SD sockets are supplied with equipment marker tags. Additional equipment marker tags are available for the EMG housings.

The 45 mm socket is available with or without a miniature fuse. There is a 6.3 A fine fuse (5 x 20 mm) for protection.

System parts, in which items are still live even after the main switch has been turned off, must be marked in accordance with DIN VDE 0105-1 and IEC 60204-1/EN 60204-1/DIN VDE 0113-1 as well as the Accident Prevention Regulation VBG 4. In this case, a socket version in a yellow housing is available.

The sockets with a 45 mm standard pitch and with 90 mm double housings can be quickly snapped onto the 35 mm DIN rail in accordance with EN 60715.

For the sockets, you can choose between the following versions:

– Screw or Spring-Cage Connection
– with or without light indicator
– Grounding connector, Belgian, French or USA version
– Housing: green, yellow or light gray

With the VS-SI-SD... socket inserts, the sockets can be integrated into the IP65 VS-SI-EB-EMV-1 mounting frame, for example. For further information, visit phoenixcontact.net/products.

Notes:

Type of housing:
SD-... Polyamide non-reinforced PA
EMG...-SD:polycarbonate fiber reinforced PCF
EM-DUO... PVC 94 V0
Socket insert Aminoplast type 131

For approvals and dimensional drawing, visit phoenixcontact.net/products



Germany

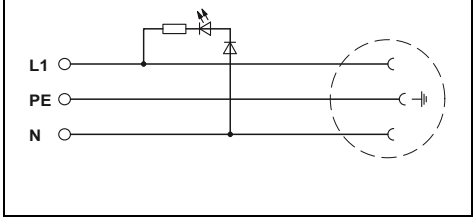

Technical data

Nominal voltage		250 V AC	
Max. continuous current		16 A	
General data		SD-D... and EMG 45...	EMG 90...
Dimensions	W / H / D	45 mm / 75 mm / 65.2 mm	90 mm / 75 mm / 70.5 mm
Connection data solid / stranded / AWG		0.2 - 4 mm² / 0.2 - 2.5 mm² / 24 - 12	
Standards/regulations		IP20	
Contact material		CuZn37	
Ambient temperature range		-20°C ... 60°C	
Standards/regulations		IEC 83 , DIN 49440-1	

Ordering data

Description	Type	Order No.	Pcs. / Pkt.
Socket for the DIN rail			
Screw connection, light indicator, green	**SD-D/SC/LA**	**2964898**	5
Screw connection, light indicator, gray	**SD-D/SC/LA/GY**	**2963491**	5
Screw connection, light indicator, yellow	**SD-D/SC/LA/YE**	**2963404**	5
Screw connection, green	**SD-D/SC**	**2963310**	5
Screw connection, gray	**SD-D/SC/GY**	**2963815**	5
Screw connection, yellow	**SD-D/SC/YE**	**2963459**	5
Spring-cage connection, light indicator, green	**SD-D/SP/LA**	**2963307**	5
Spring-cage connection, light indicator, gray	**SD-D/SP/LA/GY**	**2963488**	5
Spring-cage connection, light indicator, yellow	**SD-D/SP/LA/YE**	**2963475**	5
Spring-cage connection, green	**SD-D/SP**	**2963323**	5
Spring-cage connection, gray	**SD-D/SP/GY**	**2963501**	5
Spring-cage connection, yellow	**SD-D/SP/YE**	**2963462**	5
Socket for the DIN rail with device fuse (5 x 20 mm, 6.3 A)			
Screw connection, light indicator, green	**EMG 45-SD-D/LA/SI**	**2943738**	5
Screw connection, light indicator, yellow	**EMG 45-SD-D/LA/SI YE**	**2940825**	5
Double socket for the DIN rail			
Screw connection, light indicator, green	**EMG 90-2SD-D/LA**	**2941523**	2
Screw connection, gray			
Screw connection, residual current circuit breaker, gray			

Accessories

Marker tags, 5-section, unprinted, marking with X-PEN, B-STIFT, plotter or BKMT 20 x 8 label				
Lettering field size: 20 x 8 mm	white	**SS-ZB WH**	**5031171**	50
Lettering field size: 20 x 8 mm	yellow	**SS-ZB YE**	**5031650**	50
marked according to customer specifications	white	**SS-ZB WH CUS**	**0824470**	1



France/Belgium



USA



USA

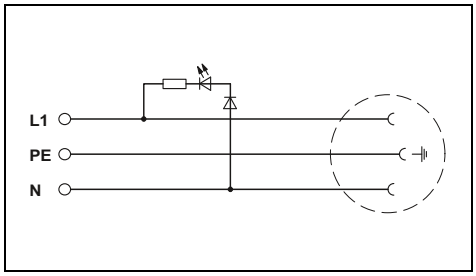

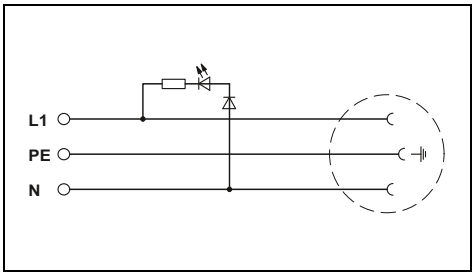

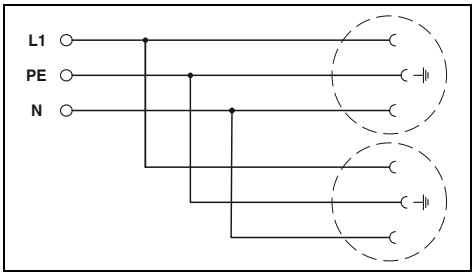

Technical data

250 V AC	
16 A	
SD-F...	
45 mm / 75 mm / 70.5 mm	
0.2 - 4 mm² / 0.2 - 2.5 mm² / 24 - 12	
IP20	
CuZn37	
-20°C ... 60°C	
IEC 83 , DIN 49440-1	

Ordering data

Type	Order No.	Pcs. / Pkt.
SD-F/SC/LA	**2963336**	5
SD-F/SC/LA/GY	**2963844**	5
SD-F/SC/LA/YE	**2963909**	5
SD-F/SC	**2963352**	5
SD-F/SC/GY	**2963828**	5
SD-F/SP/LA	**2963349**	5
SD-F/SP/LA/GY	**2963857**	5

Accessories

SS-ZB WH	**5031171**	50
SS-ZB YE	**5031650**	50
SS-ZB WH CUS	**0824470**	1

Technical data

125 V AC	
15 A	
SD-US...	
45 mm / 75 mm / 70.5 mm	
0.2 - 4 mm² / 0.2 - 2.5 mm² / 30 - 12	
IP20	
CuZn37	
-20°C ... 60°C	
IEC 83 , DIN 49440-1	

Ordering data

Type	Order No.	Pcs. / Pkt.
SD-US/SC/LA/GY	**2963860**	10

Accessories

SS-ZB WH	**5031171**	50
SS-ZB YE	**5031650**	50
SS-ZB WH CUS	**0824470**	1

Technical data

125 V AC	
15 A	
EM-DUO...	EM-DUO.../GFI
83 mm / 134 mm / 49 mm	83 mm / 134 mm / 52 mm
0.2 - 6 mm² / 0.2 - 4 mm² / 30 - 10	
IP20	
-	
-20°C ... 50°C	
UL 508 , CSA 22.2	

Ordering data

Type	Order No.	Pcs. / Pkt.
EM-DUO 120/15	**5600461**	1
EM-DUO/120/15/GFI	**5600462**	1

Accessories

Shielding

Shield clamps SK ...

The screw-type shield connection terminal blocks of the SK series are characterized by:
– Simple handling
– Knurled screw
– Spring-loaded, large pressure piece
– Are suited to direct and busbar mounting

Notes:
For dimensional drawings, see page 551.

Shield connection clamps for busbar mounting

Shield connection clamps for direct mounting

Description	Color	Ordering data: Type	Order No.	Pcs. / Pkt.	Ordering data: Type	Order No.	Pcs. / Pkt.
Shield terminal block, for applying the shield to busbars, contact resistance < 1 mΩ							
Ø 2-5 mm, tightening torque 0.4 Nm	silver	**SK 5**	**3025338**	10			
Ø 3-8 mm, tightening torque 0.6 Nm	silver	**SK 8**	**3025163**	10			
Ø 3-14 mm, tightening torque 0.8 Nm	silver	**SK 14**	**3025176**	10			
Ø 5-20 mm, tightening torque 0.8 Nm	silver	**SK 20**	**3025189**	10			
Ø 5 - 28 mm, tightening torque 1 Nm	silver	**SK 28**	**3026997**	10			
Ø 20-35 mm, tightening torque 1.5-1.8 Nm	silver	**SK 35**	**3026463**	10			
Shield connection clamp, for applying the shield directly to the conductive mounting plates, plate thickness 1-2 mm							
Ø 2-5 mm, tightening torque 0.4 Nm	silver				**SK 5-D**	**3025406**	10
Ø 3-8 mm, tightening torque 0.6 Nm	silver				**SK 8-D**	**3026861**	10
Ø 3-14 mm, tightening torque 0.8 Nm	silver				**SK 14-D**	**3026874**	10
Ø 5-20 mm, tightening torque 0.8 Nm	silver				**SK 20-D**	**3026887**	10
Ø 5 - 28 mm, tightening torque 1 Nm	silver				**SK 28-D**	**3027006**	10
Ø 20-35 mm, tightening torque 1.5-1.8 Nm	silver				**SK 35-D**	**3026890**	10
		Accessories			**Accessories**		
PEN conductor busbar, 3 x 10 mm, 1 m long, material: Copper, tin-plated, nominal current: 140 A		**NLS-CU 3/10 SN 1000MM**	**0402174**	10			

Shield clamps SKS ...

- The spring shield connection terminal blocks SKS ... are available for cable and conductor diameters of between 3 and 20 mm
- Three different forms of mounting are possible: on NS 35 DIN rails, on busbars or directly on conductive mounting plates

Notes:

For dimensional drawings, see page 551.

Shield connection clamps for busbar and direct mounting

Shield connection clamps for DIN rail mounting

Description	Color	Ordering data: Type	Order No.	Pcs. / Pkt.	Ordering data: Type	Order No.	Pcs. / Pkt.
Shield terminal block, for applying the shield to busbars, contact resistance < 1 mΩ							
Ø 3-8 mm	silver	**SKS 8**	**3240210**	10			
Ø 3-14 mm	silver	**SKS 14**	**3240211**	10			
Ø 5-20 mm	silver	**SKS 20**	**3240212**	10			
Shield connection terminal block, for directly applying the shield to conductive mounting plates, metal thickness 1-2 mm, with fastening screw M4							
Ø 3-8 mm	silver	**SKS 8-D**	**3240213**	10			
Ø 3-14 mm	silver	**SKS 14-D**	**3240214**	10			
Ø 5-20 mm	silver	**SKS 20-D**	**3240215**	10			
Shield connection terminal block, with screwfix, mounting on DIN rail NS 35..., for shield support on busbars							
Ø 3-8 mm	silver				**SKS 8-NS35**	**3240216**	10
Ø 3-14 mm	silver				**SKS 14-NS35**	**3240217**	10
Ø 5-20 mm	silver				**SKS 20-NS35**	**3240218**	10
Shield connection terminal block, with snap-on foot,mounting on DIN rail NS 35..., for shield support on busbars							
Ø 3-8 mm	silver				**SKS 8-SNS35**	**3062786**	10
Ø 3-14 mm	silver				**SKS 14-SNS35**	**3062799**	10
Ø 5-20 mm	silver				**SKS 20-SNS35**	**3062809**	10
		Accessories			**Accessories**		
PEN conductor busbar, 3 x 10 mm, 1 m long, material: Copper, tin-plated, nominal current: 140 A		**NLS-CU 3/10 SN 1000MM**	**0402174**	10	**NLS-CU 3/10 SN 1000MM**	**0402174**	10

Support bracket for shield support on one side

Support bracket frame, tall, for shield connection terminal blocks SK & SKS

AB-SK TOP

- For convenient shield connection, especially for single- and multi-level terminal blocks and devices with a front connection
- The 3 x 10 mm rail can be mounted in the support frames vertically, horizontally and at a 45° angle for optimum conductor placing
- Compact design in a 5.2 mm pitch
- Can be marked with zack marker strip and KLM terminal strip marker ...; see Catalog 5
- Parking facility for plug-in bridges FBS
- End holder function
- For mounting shield connection terminal blocks SK and SKS

AB-SK

- The single-sided shield support frames AB-SK are particularly well suited to space-saving conductor connection for terminal blocks and devices with cable entry at the side
- Available in two lengths
- For mounting shield connection terminal blocks SK

AB-SKS

- For convenient shield connection, especially for single- and multi-level terminal blocks and devices with a front connection
- Isolated to DIN rail
- End holder function
- For mounting shield connection terminal blocks SK and SKS

Technical data

Dimensions	Width	Length	Height
[mm]	5.2	102.4	
General data			
Material	PA		

Ordering data

Description	Color	Type	Order No.	Pcs. / Pkt.
Support bracket frame with end holder function, for mounting on NS 35..., direct contact with NS 35..., for accommodating 3 x 10 mm busbars, shield connection terminal blocks SK and SKS	gray	AB-SK TOP	3062090	10
Support bracket with end holder function, for mounting on NS 35..., isolated to NS 35..., for accommodating 3 x 10 mm busbars, for shield connection terminal blocks SK and SKS	gray	AB-SK TOP INSULATED	3062074	10
Support bracket, for mounting on NS 35..., direct contact with NS 35..., for accommodating 3 x 10 mm busbars, shield connection terminal blocks SK	gray			
Support bracket, 65 mm, for mounting on NS 35..., direct contact with NS 35..., for accommodating 3 x 10 mm busbars, shield connection terminal blocks SK	gray			
Support bracket with end holder function, for mounting on NS 35..., isolated to NS 35..., for accommodating 3 x 10 mm busbars, for shield connection terminal blocks SK and SKS	gray			

Accessories

PEN conductor busbar, 3 x 10 mm, 1 m long, material: Copper, tin-plated, nominal current: 140 A	silver	NLS-CU 3/10 SN 1000MM	0402174	10
Lateral groove marking		UC-TM 5, UCT-TM 5 or ZB 5 UC-TMF 5, UCT-TMF 5 or ZBF 5		



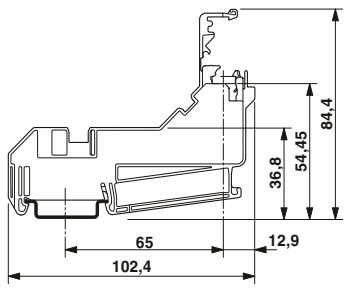

AB-SK TOP

Support bracket frame, for shield conn. terminal blocks SK

Support bracket, 65 mm long, for shield conn. terminal blocks SK

Isolated support bracket, tall, for shield connection terminal blocks SK and SKS

Technical data

Width	Length	Height
6.2	**77.35**	
PA		

Ordering data

Type	Order No.	Pcs. / Pkt.
AB-SK	**3025341**	10

Accessories

NLS-CU 3/10 SN 1000MM	**0402174**	10

Technical data

Width	Length	Height
6.2	**95.5**	
PA		

Ordering data

Type	Order No.	Pcs. / Pkt.
AB-SK 65	**3026489**	10

Accessories

NLS-CU 3/10 SN 1000MM	**0402174**	10

Technical data

Width	Length	Height
9.5	**97.8**	
PA		

Ordering data

Type	Order No.	Pcs. / Pkt.
AB-SKS 60	**3240223**	10

Accessories

NLS-CU 3/10 SN 1000MM	**0402174**	10

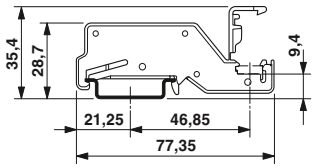

AB-SK

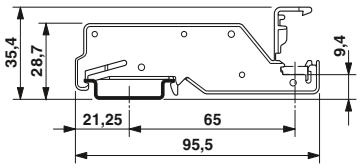

AB-SK 65

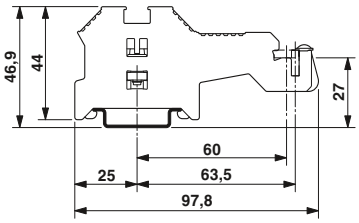

AB-SKS 60

Double support bracket for shield support on both sides



Double support bracket, tall, for shield connection terminal blocks SK and SKS

AB-SK-D TOP

- For convenient shield connection, especially for single- and multi-level terminal blocks and devices with a front connection
- The 3 x 10 mm rail can be mounted in the support frames vertically, horizontally and at a 45° angle for optimum conductor placing
- Compact design in a 5.2 mm pitch
- Can be marked with zack marker strip and KLM terminal strip marker ...; see Catalog 5
- Parking facility for bridges and connectors
- For mounting shield connection terminal blocks SK and SKS

AB-SK 65-D

- The double shield support frames are particularly well suited to space-saving conductor connections for terminal blocks and devices with cable entry at the side
- Available in two lengths
- For mounting shield connection terminal blocks SK

Technical data

	Width	Length	Height
Dimensions			
[mm]	**5.2**	**155.8**	
General data			
Material	PA		

Ordering data

Description	Color	Type	Order No.	Pcs. / Pkt.
Double support bracket with end bracket function, for mounting on NS 35..., direct contact with NS 35..., for accommodating 3 x 10 mm busbars, shield connection terminal blocks SK and SKS	gray	**AB-SK-D TOP**	**3062100**	10
Double support bracket with end bracket function, for mounting on NS 35..., isolated to NS 35..., for accommodating 3 x 10 mm busbars, for shield connection terminal blocks SK and SKS	gray			
Double support bracket, for mounting on NS 35..., direct contact with NS 35..., for accommodating 3 x 10 mm busbars, shield connection terminal blocks SK	gray			
Double support bracket, 65 mm, for mounting on NS 35..., isolated to NS 35... for accommodating 3 x 10 mm busbars, shield connection terminal blocks SK	gray			

Accessories

PEN conductor busbar, 3 x 10 mm, 1 m long, material: Copper, tin-plated, nominal current: 140 A	silver	**NLS-CU 3/10 SN 1000MM**	**0402174**	10
Lateral groove marking		**UC-TM 5, UCT-TM 5 or ZB 5** **UC-TMF 5, UCT-TMF 5 or ZBF 5**		



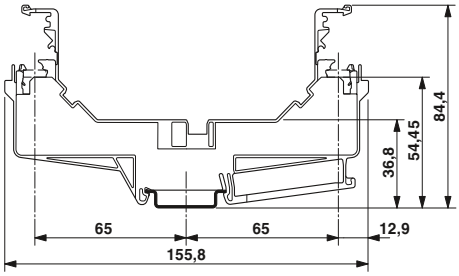

AB-SK-D TOP

Isolated, double support bracket, tall, for shield connection terminal blocks SK and SKS

Double support bracket, tall, for shield connection terminal blocks SK

Isolated, double support bracket, tall, for shield connection terminal blocks SK

Technical data

Width	Length	Height
5.2	155.8	
PA		

Ordering data

Type	Order No.	Pcs. / Pkt.
AB-SK-D TOP INSULATED	3062087	10

Accessories

NLS-CU 3/10 SN 1000MM	0402174	10
UC-TM 5, UCT-TM 5 or ZB 5		
UC-TMF 5, UCT-TMF 5 or ZBF 5		

Technical data

Width	Length	Height
8.2	150	
PA		

Ordering data

Type	Order No.	Pcs. / Pkt.
AB-SK 65-D	3026900	10

Accessories

NLS-CU 3/10 SN 1000MM	0402174	10

Technical data

Width	Length	Height
8.2	150	
PA		

Ordering data

Type	Order No.	Pcs. / Pkt.
AB-SK 65-D INSULATED	3040889	10

Accessories

NLS-CU 3/10 SN 1000MM	0402174	10

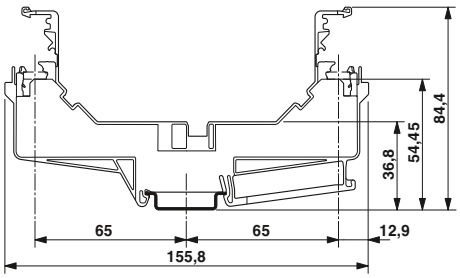

AB-SK-D TOP INSULATED

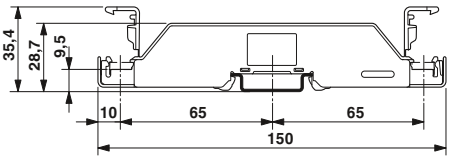

AB-SK 65-D

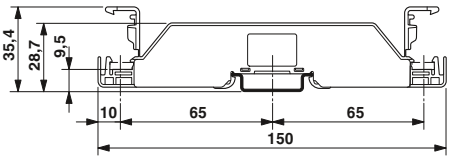

AB-SK 65-D INSULATED

Shielding

Support bracket frame for direct mounting

The support frames are available in the following versions:
- AB/SS for isolated installation on the mounting plate and
- AB/SS-M for non-isolated installation on the mounting plate
- For mounting shield connection terminal blocks SK and SKS

Notes:
For dimensional drawings, see phoenixcontact.net/products

Support bracket for shield connection terminal blocks SK

Support bracket for shield connection terminal blocks SK & SKS

	Technical data			Technical data		
General data						
Material	PA			PA		
	Ordering data			**Ordering data**		
Description / Color	**Type**	**Order No.**	Pcs. / Pkt.	**Type**	**Order No.**	Pcs. / Pkt.
Support bracket, insulated, with retaining screw, for 3 x 10 mm or 6 x 6 mm busbars / gray	**AB/SS**	**0404428**	10			
Support bracket, with contact to the mounting plate, with retaining screw, for 3 x 10 mm busbars / gray	**AB/SS-M**	**3025888**	10			
Supportbracket, insulated, for 3 x 10 mm or 6 x 6 mm busbars / gray				**AB/SKS**	**3240224**	10
	Accessories			**Accessories**		
PEN conductor busbar, 3 x 10 mm, 1 m long, material: Copper, tin-plated, nominal current: 140 A / silver	**NLS-CU 3/10 SN 1000MM**	**0402174**	10	**NLS-CU 3/10 SN 1000MM**	**0402174**	10

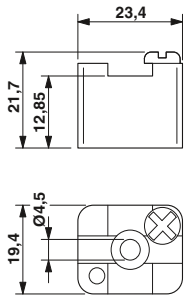

AB/SS

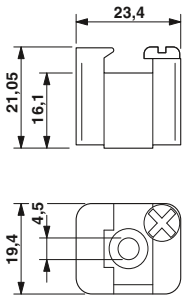

AB/SS-M

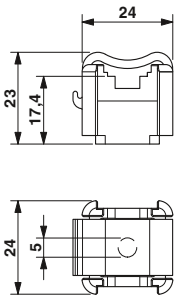

AB/SKS

Multi-level support bracket for direct mounting

Support bracket, multi-level, insulated

- Double and triple support frames for different busbars
- Type allows for an extremely compact design using large amounts of wiring, e. g. for multi-level front connection terminal blocks
- Support frames are isolated
- Direct mounting

Technical data

General data	
Material	PA

Ordering data

Description	Color	Type	Order No.	Pcs. / Pkt.
Double support bracket, insulating material, optionally for use with 3 x 10 mm or 6 x 6 mm neutral busbar, height: 48 mm				
Height 48 mm	gray	**AB2/SS**	**0404431**	10
Height 36.8 mm	gray	**ABN 2/SS**	**0404460**	10
Triple support bracket, made from isolation material	gray	**AB3/SS**	**0800086**	10

Accessories

PEN conductor busbar, 3 x 10 mm, 1 m long, material: Copper, tin-plated, nominal current: 140 A	silver	**NLS-CU 3/10 SN 1000MM**	**0402174**	10
PEN conductor busbar, in accordance with DIN VDE 0611-4, 6 x 6 mm, 1 m long, material: Copper, tin-plated, nominal current: 140 A	silver	**NLS-CU 6/ 6 SN 1000MM**	**0402161**	10

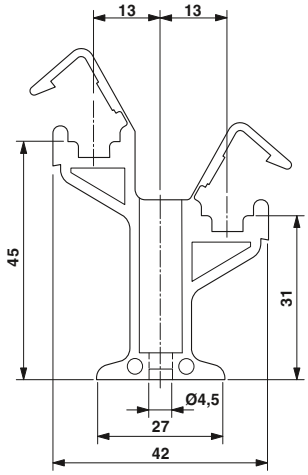

AB2/SS

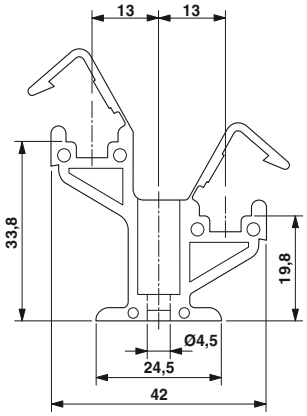

ABN 2/SS

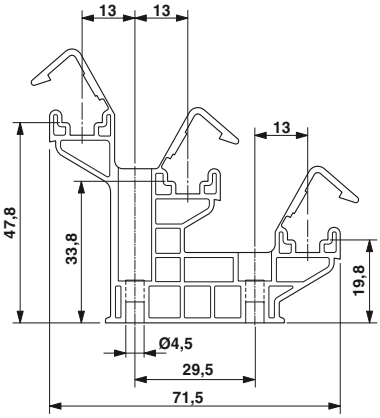

AB3/SS

Support bracket frame for direct and DIN rail mounting

- T-shaped support frames for space-saving direct mounting and free positioning on the mounting plate
- Suitable for shield connection terminal blocks SK 5 to SK 14, SKS 8 and SKS 14
- Version for NS 35 DIN rail mounting

Technical data

General data	
Material	Aluminum

Ordering data

Description	Color	Type	Order No.	Pcs. / Pkt.
Support bracket, for direct mounting with contacting on the mounting surface	silver	**AB-SK/E**	**3026476**	10
Support bracket frame, for mounting on NS 35 DIN rails	silver	**AB-SK/E-NS 35**	**3213111**	10

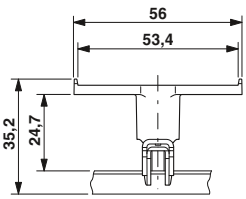

AB-SK/E-NS 35

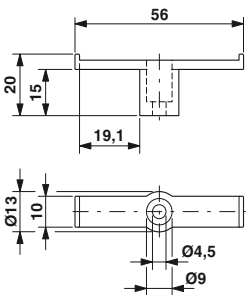

AB-SK/E

Shield connection clamps SK

Dimensions in mm	a	b	c	d	e
SK 5	6.5	19.5	46.8	9	6
SK 8	6.5	19.5	48.7	12	9
SK 14	6.5	19.5	59.3	17	14
SK 20	6.5	19.5	75	24	21
SK 28	6.5	20	93	32	28
SK 35	6.5	20	106.5	40	36
SK 5-D	6.5	19.5	46.8	9	6
SK 8-D	6.5	19.5	47.2	12	9
SK 14-D	6.5	19.5	57.8	17	14
SK 20-D	6.5	19.5	73.5	24	21
SK 28-D	6.5	20	91.5	32	28
SK 35-D	6.5	20	105.0	41	36

Shield connection clamps SKS

Dimensions in mm	a	b	c	d	e	f
SKS 8	–	18	26	12.4	–	–
SKS 14	–	21	32	19	–	–
SKS 20	–	27	40.5	24.7	–	–
SKS 8-D	–	18	26	12.4	–	–
SKS 14-D	–	21	32	19	–	–
SKS 20-D	–	27	40.5	24.7	–	–
SKS 8-NS35	6	18	26	12.4	52	54
SKS 14-NS35	6	21	32	19	52	60
SKS 20-NS35	6	27	40.5	24.7	52	68.4

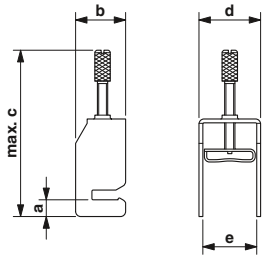

SK ...

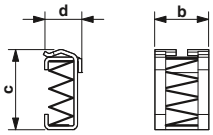

SKS ...

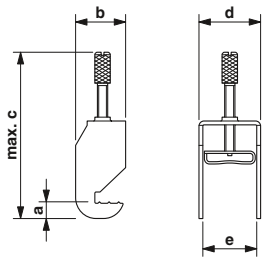

SK ...-D

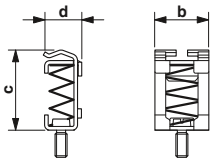

SKS ...-D

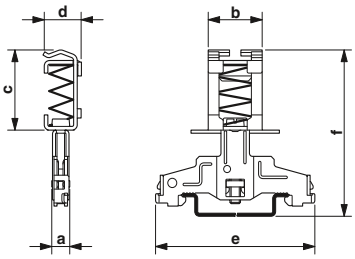

SKS ...-NS35

Drilling and punching patterns for SK...-D

Punching template | Drilling plan

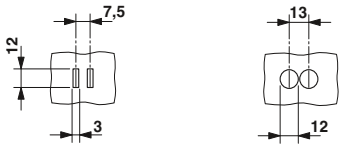

SK 5-D

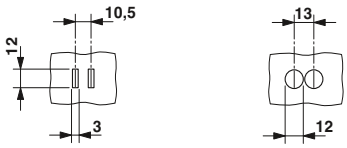

SK 8-D

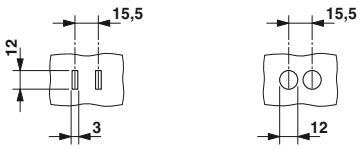

SK 14-D

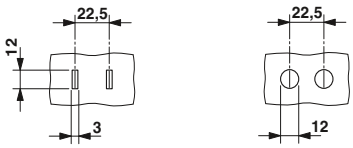

SK 20-D

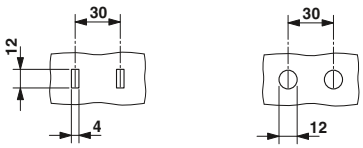

SK 28-D

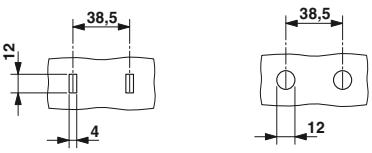

SK 35-D

Cable routing

The wide choice of cable ducts provides users with flexible and straightforward cable installation solutions that simply involve breaking out the lateral segments without any need for tools. The cable ducts are available in different colors and with a halogen-free design.

Cable protection

The comprehensive range of plastic and metal protective hoses provides the right solution for every application.
Protective hose screw connections with tool-free quick mounting function and various IP protection classes round off the range of products.

Cable bundling

For bundling cables, detectable cable binders and stainless steel or plastic cable binders are available in either a removable version or with a marking area.
Whether you are working in the food industry or the offshore sector, our comprehensive product range provides the ideal solution for every application.

Halogen-free cable ducts and accessories

Halogen-free cable ducts are recommended for use in many areas that are subject to high safety requirements, such as high-rise buildings, office buildings, and public facilities where there is a high volume of foot traffic, e.g., airports. The key features of the cable ducts are as follows:

- Installed conductors are securely held in place by means of wire retaining clips that can be snapped onto bars on the side
- The wide, diagonal heads of the cable duct bars make it easy to fit the cover and hold it securely in place
- Predetermined breaking point enables tool-free, burr-free removal of bars
- Fast and seamless creation of T and cross connections by means of an additional predetermined breaking point in the cable duct base
- Cover is securely held in place for both horizontal and vertical mounting

Notes:

For cable ducts cut to customer requirements, visit: phoenixcontact.net/products

Technical data

General data		
Material		PC/ABS
Components		Halogen-free
Inflammability class according to UL 94		V0
Temperature range	[°C]	-25 ... 90

Ordering data

Description	Color	Type	Order No.	Pcs. / Pkt.
Cable duct, 2000 mm long, comprising **lower** and **upper part**				
W x H: 25 x 25 mm	light gray	**CD-HF 25X25**	**3240340**	25
W x H: 25 x 40 mm	light gray	**CD-HF 25X40**	**3240341**	24
W x H: 25 x 60 mm	light gray	**CD-HF 25X60**	**3240342**	15
W x H: 25 x 80 mm	light gray	**CD-HF 25X80**	**3240343**	10
W x H: 30 x 40 mm	light gray	**CD-HF 30X40**	**3240344**	20
W x H: 30 x 60 mm	light gray	**CD-HF 30X60**	**3240345**	24
W x H: 30 x 80 mm	light gray	**CD-HF 30X80**	**3240346**	12
W x H: 30 x 100 mm	light gray	**CD-HF 30X100**	**3240347**	12
W x H: 40 x 40 mm	light gray	**CD-HF 40X40**	**3240348**	25
W x H: 40 x 60 mm	light gray	**CD-HF 40X60**	**3240349**	20
W x H: 40 x 80 mm	light gray	**CD-HF 40X80**	**3240350**	10
W x H: 40 x 100 mm	light gray	**CD-HF 40X100**	**3240351**	10
W x H: 60 x 40 mm	light gray	**CD-HF 60X40**	**3240352**	20
W x H: 60 x 60 mm	light gray	**CD-HF 60X60**	**3240353**	12
W x H: 60 x 80 mm	light gray	**CD-HF 60X80**	**3240354**	10
W x H: 60 x 100 mm	light gray	**CD-HF 60X100**	**3240355**	8
W x H: 80 x 25 mm	light gray	**CD-HF 80X25**	**3240356**	12
W x H: 80 x 40 mm	light gray	**CD-HF 80X40**	**3240357**	15
W x H: 80 x 60 mm	light gray	**CD-HF 80X60**	**3240358**	10
W x H: 80 x 80 mm	light gray	**CD-HF 80X80**	**3240359**	6
W x H: 80 x 100 mm	light gray	**CD-HF 80X100**	**3240360**	8
W x H: 100 x 40 mm	light gray	**CD-HF 100X40**	**3240361**	10
W x H: 100 x 60 mm	light gray	**CD-HF 100X60**	**3240362**	8
W x H: 100 x 80 mm	light gray	**CD-HF 100X80**	**3240363**	6
W x H: 100 x 100 mm	light gray	**CD-HF 100X100**	**3240364**	6
W x H: 120 x 60 mm	light gray	**CD-HF 120X60**	**3240365**	6
W x H: 120 x 80 mm	light gray	**CD-HF 120X80**	**3240366**	4

Accessories

Upper cable duct part, 2000 mm long			
For a width of 25 mm	**CD-HF COVER 25**	**3240369**	14
For a width of 30 mm	**CD-HF COVER 30**	**3240370**	10
For a width of 40 mm	**CD-HF COVER 40**	**3240371**	14
For a width of 60 mm	**CD-HF COVER 60**	**3240372**	10
For a width of 80 mm	**CD-HF COVER 80**	**3240373**	10
For a width of 100 mm	**CD-HF COVER 100**	**3240367**	7
For a width of 120 mm	**CD-HF COVER 120**	**3240368**	6
Universal wire holding bracket, pre-perforated for cable duct widths of 40, 60, 80 and 100 mm	**CD WR**	**3240284**	10
Plastic body-bound rivet, 4 mm diameter, for a material thickness of 1.5 ... 6 mm	**RVT-PA 4**	**3240498**	100
6 mm diameter, material thickness of 2 ... 8 mm	**RVT-PA 6**	**3240499**	100
Rivet setting tool, for use with RVT–PA 4 plastic body-bound rivets	**UNIFOX-RVT P 4**	**1212478**	1
Rivet setting tool, for use with RVT–PA 6 plastic body-bound rivets	**UNIFOX-RVT P 6**	**1212509**	1

Cable ducts and accessories

– Installed conductors are securely held in place by means of wire retaining clips that can be snapped onto bars on the side
– The wide, diagonal heads of the cable duct bars make it easy to fit the cover and hold it securely in place

– Predetermined breaking point enables tool-free, burr-free removal of bars
– The CUTFOX-CD cable duct cutter for easy cutting with minimum effort and no burrs

– Plastic body-bound rivets enable easy fixing of cable ducts using the rivet setting tool

– Thanks to its powerful leverage and special blade geometry, the PPS CD cable duct cutter allows easy cutting with minimum effort and no burrs

Notes:

For cable ducts cut to customer requirements, visit: phoenixcontact.net/products

General data	
Material	
Inflammability class according to UL 94	
Temperature range	[°C]

Description
Cable duct, 2000 mm long, comprising **lower** and **upper part**
W x H: 25 x 25 mm
W x H: 25 x 40 mm
W x H: 25 x 60 mm
W x H: 25 x 80 mm
W x H: 30 x 40 mm
W x H: 30 x 60 mm
W x H: 30 x 80 mm
W x H: 30 x 100 mm
W x H: 40 x 40 mm
W x H: 40 x 60 mm
W x H: 40 x 80 mm
W x H: 40 x 100 mm
W x H: 60 x 40 mm
W x H: 60 x 60 mm
W x H: 60 x 80 mm
W x H: 60 x 100 mm
W x H: 80 x 25 mm
W x H: 80 x 40 mm
W x H: 80 x 60 mm
W x H: 80 x 80 mm
W x H: 80 x 100 mm
W x H: 100 x 40 mm
W x H: 100 x 60 mm
W x H: 100 x 80 mm
W x H: 100 x 100 mm
W x H: 120 x 60 mm
W x H: 120 x 80 mm
Upper cable duct part, 2000 mm long
For a width of 25 mm
For a width of 30 mm
For a width of 40 mm
For a width of 60 mm
For a width of 80 mm
For a width of 100 mm
For a width of 120 mm
Universal wire holding bracket, pre-perforated for cable duct widths of 40, 60, 80 and 100 mm
Plastic body-bound rivet, 4 mm diameter, for a material thickness of 1.5 ... 6 mm
6 mm diameter, material thickness of 2 ... 8 mm
Rivet setting tool, for use with RVT–PA 4 plastic body-bound rivets
Rivet setting tool, for use with RVT–PA 6 plastic body-bound rivets

Cable ducts, gray

Cable ducts, white

Cable ducts, blue

Technical data

PVC
V0
-5 ... 60

Ordering data

Type	Order No.	Pcs. / Pkt.
CD 25X25	3240187	25
CD 25X40	3240188	24
CD 25X60	3240191	15
CD 25X80	3240197	10
CD 30X40	3240278	20
CD 30X60	3240280	24
CD 30X80	3240282	12
CD 30X100	3240283	12
CD 40X40	3240189	25
CD 40X60	3240192	20
CD 40X80	3240198	10
CD 40X100	3240294	10
CD 60X40	3240190	20
CD 60X60	3240193	12
CD 60X80	3240199	10
CD 60X100	3240263	8
CD 80X25	3240281	12
CD 80X40	3240335	15
CD 80X60	3240194	10
CD 80X80	3240200	6
CD 80X100	3240264	8
CD 100X40	3240279	10
CD 100X60	3240195	8
CD 100X80	3240201	6
CD 100X100	3240205	6
CD 120X60	3240196	6
CD 120X80	3240202	4

Accessories

CD COVER 25	3240285	14
CD COVER 30	3240295	20
CD COVER 40	3240286	14
CD COVER 60	3240287	10
CD COVER 80	3240288	10
CD COVER 100	3240289	6
CD COVER 120	3240290	6
CD WR	3240284	10
RVT-PA 4	3240498	100
RVT-PA 6	3240499	100
UNIFOX-RVT P 4	1212478	1
UNIFOX-RVT P 6	1212509	1

Technical data

PVC
V0
-5 ... 60

Ordering data

Type	Order No.	Pcs. / Pkt.
CD 25X25 WH	3240616	25
CD 25X40 WH	3240617	24
CD 25X60 WH	3240618	15
CD 25X80 WH	3240619	10
CD 30X40 WH	3240620	20
CD 30X60 WH	3240621	24
CD 30X80 WH	3240622	12
CD 30X100 WH	3240623	12
CD 40X40 WH	3240624	25
CD 40X60 WH	3240625	20
CD 40X80 WH	3240626	10
CD 40X100 WH	3240627	10
CD 60X40 WH	3240628	20
CD 60X60 WH	3240629	12
CD 60X80 WH	3240630	10
CD 60X100 WH	3240631	8
CD 80X25 WH	3240632	12
CD 80X40 WH	3240633	15
CD 80X60 WH	3240634	10
CD 80X80 WH	3240635	6
CD 80X100 WH	3240636	8
CD 100X40 WH	3240637	10
CD 100X60 WH	3240638	8
CD 100X80 WH	3240639	6
CD 100X100 WH	3240640	6
CD 120X60 WH	3240641	6
CD 120X80 WH	3240642	4

Accessories

CD COVER 25 WH	3240645	14
CD COVER 30 WH	3240646	10
CD COVER 40 WH	3240647	14
CD COVER 60 WH	3240648	10
CD COVER 80 WH	3240649	10
CD COVER 100 WH	3240643	6
CD COVER 120 WH	3240644	6
CD WR	3240284	10
RVT-PA 4	3240498	100
RVT-PA 6	3240499	100
UNIFOX-RVT P 4	1212478	1
UNIFOX-RVT P 6	1212509	1

Technical data

PVC
V0
-5 ... 60

Ordering data

Type	Order No.	Pcs. / Pkt.
CD 25X25 BU	3240301	25
CD 25X40 BU	3240302	24
CD 25X60 BU	3240303	15
CD 25X80 BU	3240304	10
CD 30X40 BU	3240305	20
CD 30X60 BU	3240306	24
CD 30X80 BU	3240307	12
CD 30X100 BU	3240308	12
CD 40X40 BU	3240309	25
CD 40X60 BU	3240310	20
CD 40X80 BU	3240311	10
CD 40X100 BU	3240312	10
CD 60X40 BU	3240313	20
CD 60X60 BU	3240314	12
CD 60X80 BU	3240315	10
CD 60X100 BU	3240316	8
CD 80X25 BU	3240317	12
CD 80X40 BU	3240318	15
CD 80X25 BU	3240317	12
CD 80X80 BU	3240320	6
CD 80X100 BU	3240321	8
CD 100X40 BU	3240322	10
CD 100X60 BU	3240323	8
CD 100X80 BU	3240324	6
CD 100X100 BU	3240325	6
CD 120X60 BU	3240326	6
CD 120X80 BU	3240327	4

Accessories

CD COVER 25 BU	3240330	14
CD COVER 30 BU	3240331	10
CD COVER 40 BU	3240332	14
CD COVER 60 BU	3240333	10
CD COVER 80 BU	3240334	10
CD COVER 100 BU	3240328	6
CD COVER 120 BU	3240329	6
CD WR	3240284	10
RVT-PA 4	3240498	100
RVT-PA 6	3240499	100
UNIFOX-RVT P 4	1212478	1
UNIFOX-RVT P 6	1212509	1

Cable duct cutters



- Easy, burr-free cutting with minimum effort, thanks to the special cutting geometry and optimum leverage
- Non-slip ergonomic grip
- With spring reset
- 45° limit stop
- 75 mm cutting width

Technical data

Dimensions			
	Width	Length	Height
[mm]	-	**245**	-
General data			
Weight [kg]	0.43		

Ordering data

Description	Color	Type	Order No.	Pcs. / Pkt.
Cable duct cutter	black	**CUTFOX-CD**	**1212474**	1
Cable duct cutters	black	**PPS CD M**	**1207569**	1

Accessories

Replacement blade, for PPS CD M	**PPS CD BLADE**	**1207572**	1
Replacement counter support (grip protection), for PPS CD M	**PPS CD M COHO**	**1208995**	1
Workbench, with plywood panel 700 x 1200 x 50 mm, without mounting screws and bore holes	**PPS TABLE**	**1206285**	1

Cable clamps and DIN rail

Cable clamps for a cable diameter of 6 - 64 mm

- The cable clamps provide strain relief
- Individual or bundled cables with a diameter of up to 64 mm can be safely and easily installed
- The halogen-free plastic troughs have been designed to be perfectly secure while at the same time protecting the conductors

Technical data

General data	
Material	Steel

Ordering data

Description	Type	Order No.	Pcs. / Pkt.
Cable clamp, for DIN rail			
For cable diameters of 6 – 14 mm	**WCC 14**	**3240252**	25
For cable diameters of 12 – 18 mm	**WCC 18**	**3240253**	25
For cable diameters of 18 – 22 mm	**WCC 22**	**3240254**	25
For cable diameters of 22 – 26 mm	**WCC 26**	**3240255**	25
For cable diameters of 26 – 30 mm	**WCC 30**	**3240256**	25
For cable diameters of 30 – 34 mm	**WCC 34**	**3240257**	25
For cable diameters of 34 – 38 mm	**WCC 38**	**3240258**	25
For cable diameters of 38 – 42 mm	**WCC 42**	**3240259**	25
For cable diameters of 42 – 56 mm	**WCC 56**	**3240260**	25
For cable diameters of 56 – 64 mm	**WCC 64**	**3240261**	25
DIN rails, for cable clamps			
	NS 30/15 PERF.2000MM	**3240262**	5

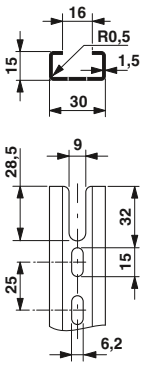

NS 30/15 PERF. 2000MM DIN rail

Protective hoses made of plastic

Notes:

Pcs. / Pkt. specifies the protective hose length in [m].

Slotted, outside diameter of 21.2 - 42.5 mm

The plastic protective hoses offer optimum protection, thanks to the following properties:
– Airtight and liquid tight
– Oil-resistant up to +80°C
– Gasoline-resistant
– Largely resistant to acids and solvents
– Free from silicone, halogen, and cadmium
– UV resistant

The V0 version provides additional protection, thanks to its self-extinguishing property. This makes it suitable for use in the following areas:
– Machine and system engineering
– Vehicle construction
– Rail vehicles
– Shipbuilding
– Automation
– Electrical systems

The transition and end sleeves offer an alternative form of termination to the actual cable gland.
– Can be used wherever it is not possible or necessary to attach a cable gland
– Prevent damage to the conductors being fed through

Technical data

General data		
Material		PA
Components		free from silicone, halogen, and cadmium
Inflammability class according to UL 94		V0
Temperature range	[°C]	-40 ... 105

Ordering data

Description		Color	Type	Order No.	Pcs. / Pkt.
Protective hose, slotted, for retrofitting					
Diameter [mm] Outside/inside	Bending radius [mm] static				
21.2 / 16.5	40	black	**WP-PA HF-SL 21,2 BK**	**3240845**	10
28.5 / 23	45	black	**WP-PA HF-SL 28,5 BK**	**3240846**	10
34.5 / 29	55	black	**WP-PA HF-SL 34,5 BK**	**3240847**	10
42.5 / 36	65	black	**WP-PA HF-SL 42,5 BK**	**3240848**	10
Protective hose					
Diameter [mm] Outside/inside	Bending radius [mm] static/dynamic				
10 / 6.5	13 / 35	black			
13 / 10	20 / 45	black			
15.8 / 12	35 / 55	black			
21.2 / 16.5	45 / 75	black			
28.5 / 23	55 / 100	black			
34.5 / 29	65 / 120	black			
42.5 / 36	90 / 150	black			
Protective hose					
Diameter [mm] Outside/inside	Bending radius [mm] static/dynamic				
10 / 6.5	13 / 35	black			
13 / 10	20 / 45	black			
15.8 / 12	35 / 55	black			
21.2 / 16.5	45 / 75	black			
28.5 / 23	55 / 100	black			
34.5 / 29	65 / 120	black			
42.5 / 36	90 / 150	black			
Transition sleeves, from hose to cable					
Diameter [mm] Outside/inside					
10 / 8	8	black			
13 / 10	10	black			
15.8 / 12	12	black			
21.2 / 16.5	16.5	black			
28.2 / 23	23	black			
34.5 / 29	29	black			
42.5 / 37	37	black			
End sleeves					
Diameter [mm] Outside/inside					
10 / 4.3		black			
13 / 7.8		black			
15.8 / 10.3		black			
21.2 / 14.3		black			
28.2 / 20.8		black			
34.5 / 26.8		black			
42.5 / 33.8		black			

PA 6.6 V0 plastic protective hose, outside diameter of 10 - 42.5 mm

Technical data

PA
free from silicone, halogen, and cadmium
V0
-40 ... 115

Ordering data

Type	Order No.	Pcs. / Pkt.
WP-PA HF 10,0 BK	3240680	50
WP-PA HF 13,0 BK	3240681	50
WP-PA HF 15,8 BK	3240682	50
WP-PA HF 21,2 BK	3240683	50
WP-PA HF 28,5 BK	3240684	50
WP-PA HF 34,5 BK	3241088	25
WP-PA HF 42,5 BK	3241089	25

PA 6.6 HB plastic protective hose, outside diameter of 10 - 42.5 mm

Technical data

PA
free from silicone, halogen, and cadmium
V0
-40 ... 105

Ordering data

Type	Order No.	Pcs. / Pkt.
WP-PA HF-HB 10,0 BK	3240838	50
WP-PA HF-HB 13,0 BK	3240839	50
WP-PA HF-HB 15,8 BK	3240840	50
WP-PA HF-HB 21,2 BK	3240841	50
WP-PA HF-HB 28,5 BK	3240842	50
WP-PA HF-HB 34,5 BK	3240843	25
WP-PA HF-HB 42,5 BK	3240844	25

Transition sleeve for protective hose diameters of 10 - 42.5 mm

Technical data

TPE
halogen-free
HB
-40 ... 120

Ordering data

Type	Order No.	Pcs. / Pkt.
WP-EC TPE HF 10,0 BK	3240974	50
WP-EC TPE HF 13,0 BK	3240975	50
WP-EC TPE HF 15,8 BK	3240976	50
WP-EC TPE HF 21,2 BK	3240977	50
WP-EC TPE HF 28,5 BK	3240978	25
WP-EC TPE HF 34,5 BK	3240979	25
WP-EC TPE HF 42,5 BK	3240980	25
WP-SC PA HF 10,0 BK	3240981	50
WP-SC PA HF 13,0 BK	3240982	50
WP-SC PA HF 15,8 BK	3240983	50
WP-SC PA HF 21,2 BK	3240984	50
WP-SC PA HF 28,5 BK	3240985	25
WP-SC PA HF 34,5 BK	3240986	25
WP-SC PA HF 42,5 BK	3240987	25

Screw connections for plastic protective hoses

The plastic screw connections with straight design are available in IP66 and IP69K protection classes. They offer the following features:
– Vibration-resistant, automatic protective hose latching
– Pg or metric thread
– Resistant to oil and gasoline
– Resistant to acids and solvents
– Free from silicone, halogen, and cadmium

Tool-free protective hose mounting

– Secure, reliable, and easy latching in the hose screw connection, see figure below

Notes:

For accessories and dimensional drawings, see phoenixcontact.net/products

IP66 degree of protection, Pg7 - Pg36 thread

Technical data

General data	
Material	PA
Components	free from silicone, halogen, and cadmium
Degree of protection	IP66
Thread type	Pg
Inflammability class according to UL 94	V0
Temperature range [°C]	-40 ... 115

Ordering data

Description	Color	Type	Order No.	Pcs. / Pkt.
Screw connection, IP66, straight, with Pg thread, for protective hose outside diameter [mm]				
10	black	**WP-G HF IP66 PG7 BK**	**3240888**	50
13	black	**WP-G HF IP66 PG9 BK**	**3240889**	50
15.8	black	**WP-G HF IP66 PG11 BK**	**3240890**	50
21.2	black	**WP-G HF IP66 PG16 BK**	**3240891**	50
28.5	black	**WP-G HF IP66 PG21 BK**	**3240892**	25
34.5	black	**WP-G HF IP66 PG29 BK**	**3240893**	25
42.5	black	**WP-G HF IP66 PG36 BK**	**3240894**	25
Screw connection, IP66, straight, with metric thread, for protective hose outside diameter [mm]				
10	black			
13	black			
15.8	black			
21.2	black			
28.5	black			
34.5	black			
42.5	black			
Screw connection, IP69K, straight, with Pg thread, for protective hose outside diameter [mm]				
10	black			
13	black			
15.8	black			
21.2	black			
28.5	black			
34.5	black			
42.5	black			
Screw connection, IP69K, straight, with metric thread, for protective hose outside diameter [mm]				
10	black			
13	black			
15.8	black			
21.2	black			
28.5	black			
34.5	black			
42.5	black			

Accessories

Counter nuts and seals

see page 578 onwards

IP66 degree of protection, M10 - M40 metric thread

Technical data

PA
free from silicone, halogen, and cadmium
IP66
metric
V0
-40 ... 115

Ordering data

Type	Order No.	Pcs. / Pkt.
WP-G HF IP66 M10 BK	3240895	50
WP-G HF IP66 M12 BK	3240896	50
WP-G HF IP66 M16 BK	3240897	50
WP-G HF IP66 M20 BK	3240898	50
WP-G HF IP66 M25 BK	3240899	25
WP-G HF IP66 M32 BK	3240900	25
WP-G HF IP66 M40 BK	3240901	25

Accessories

see page 578 onwards

IP69K degree of protection, Pg7 - Pg36 thread

Technical data

PA
free from silicone, halogen, and cadmium
IP68/IP69K
Pg
V0
-40 ... 115

Ordering data

Type	Order No.	Pcs. / Pkt.
WP-G HF IP69K PG7 BK	3240874	50
WP-G HF IP69K PG9 BK	3240875	50
WP-G HF IP69K PG11 BK	3240876	50
WP-G HF IP69K PG16 BK	3240877	50
WP-G HF IP69K PG21 BK	3240878	25
WP-G HF IP69K PG29 BK	3240879	25
WP-G HF IP69K PG36 BK	3240880	25

Accessories

see page 578 onwards

IP69K degree of protection, M10 - M40 metric thread

Technical data

PA
free from silicone, halogen, and cadmium
IP68/IP69K
metric
V0
-40 ... 115

Ordering data

Type	Order No.	Pcs. / Pkt.
WP-G HF IP69K M10 BK	3240881	50
WP-G HF IP69K M12 BK	3240882	50
WP-G HF IP69K M16 BK	3240883	50
WP-G HF IP69K M20 BK	3240884	50
WP-G HF IP69K M25 BK	3240885	25
WP-G HF IP69K M32 BK	3240886	25
WP-G HF IP69K M40 BK	3240887	25

Accessories

see page 578 onwards

Screw connections, angled, for plastic protective hoses

The plastic screw connections with angled design are available in IP66 and IP69K protection classes. They offer the following features:

– Vibration-resistant, automatic protective hose latching
– Pg or metric thread
– Resistant to oil and gasoline
– Resistant to acids and solvents
– Free from silicone, halogen, and cadmium

Tool-free protective hose mounting

– Secure, reliable, and easy latching in the hose screw connection

Notes:

For accessories and dimensional drawings, see phoenixcontact.net/products

IP66 degree of protection, Pg7 - Pg36 thread

Technical data

General data		
Material		PA
Components		free from silicone, halogen, and cadmium
Degree of protection		IP66
Thread type		Pg
Inflammability class according to UL 94		HB
Temperature range	[°C]	-40 ... 115

Ordering data

Description	Color	Type	Order No.	Pcs. / Pkt.
Screw connection, IP66, 90° angled, with Pg thread, for protective hose outside diameter [mm]				
10	black	**WP-GA HF IP66 PG7 BK**	**3240916**	50
13	black	**WP-GA HF IP66 PG9 BK**	**3240917**	50
15.8	black	**WP-GA HF IP66 PG11 BK**	**3240918**	50
21.2	black	**WP-GA HF IP66 PG16 BK**	**3240919**	50
28.5	black	**WP-GA HF IP66 PG21 BK**	**3240920**	25
34.5	black	**WP-GA HF IP66 PG29 BK**	**3240921**	10
42.5	black	**WP-GA HF IP66 PG36 BK**	**3240922**	10
Screw connection, IP66, 90° angled, with metric thread, for protective hose outside diameter [mm]				
10	black			
13	black			
15.8	black			
21.2	black			
28.5	black			
34.5	black			
42.5	black			
Screw connection, IP69K, 90° angled, with Pg thread, for protective hose outside diameter [mm]				
10	black			
13	black			
15.8	black			
21.2	black			
28.5	black			
34.5	black			
42.5	black			
Screw connection, IP69K, 90° angled, with metric thread, for protective hose outside diameter [mm]				
10	black			
13	black			
15.8	black			
21.2	black			
28.5	black			
34.5	black			
42.5	black			

Accessories

Counter nuts and seals	**see page 578 onwards**

IP66 degree of protection, M10 - M40 metric thread

Technical data

PA
free from silicone, halogen, and cadmium
IP66
metric
HB
-40 ... 115

Ordering data

Type	Order No.	Pcs. / Pkt.
WP-GA HF IP66 M10 BK	3240923	50
WP-GA HF IP66 M12 BK	3240924	50
WP-GA HF IP66 M16 BK	3240925	50
WP-GA HF IP66 M20 BK	3240926	50
WP-GA HF IP66 M25 BK	3240927	50
WP-GA HF IP66 M32 BK	3240928	25
WP-GA HF IP66 M40 BK	3240929	10

Accessories

see page 578 onwards

IP69K degree of protection, Pg7 - Pg36 thread

Technical data

PA
free from silicone, halogen, and cadmium
IP68/IP69K
Pg
HB
-40 ... 115

Ordering data

Type	Order No.	Pcs. / Pkt.
WP-GA HF IP69K PG7 BK	3240902	50
WP-GA HF IP69K PG9 BK	3240903	50
WP-GA HF IP69K PG11 BK	3240904	50
WP-GA HF IP69K PG16 BK	3240905	50
WP-GA HF IP69K PG21 BK	3240906	25
WP-GA HF IP69K PG29 BK	3240907	10
WP-GA HF IP69K PG36 BK	3240908	10

Accessories

see page 578 onwards

IP69K degree of protection, M10 - M40 metric thread

Technical data

PA
free from silicone, halogen, and cadmium
IP68/IP69K
metric
HB
-40 ... 115

Ordering data

Type	Order No.	Pcs. / Pkt.
WP-GA HF IP69K M10 BK	3240909	50
WP-GA HF IP69K M12 BK	3240910	50
WP-GA HF IP69K M16 BK	3240911	50
WP-GA HF IP69K M20 BK	3240912	50
WP-GA HF IP69K M25 BK	3240913	25
WP-GA HF IP69K M32 BK	3240914	10
WP-GA HF IP69K M40 BK	3240915	10

Accessories

see page 578 onwards

Screw connections with strain relief, for plastic protective hoses

The plastic screw connections with strain relief are available in IP66 and IP69K protection classes. They offer the following features:
– Vibration-resistant, automatic protective hose latching
– Pg or metric thread
– Integrated cable strain relief
– Resistant to oil and gasoline
– Resistant to acids and solvents
– Free from silicone, halogen, and cadmium

Tool-free protective hose mounting

– Secure, reliable, and easy latching in the hose screw connection

Notes:

For accessories and dimensional drawings, see phoenixcontact.net/products

IP66 degree of protection, Pg7 - Pg36 thread, with strain relief

Technical data

General data	
Material	PA
Components	free from silicone, halogen, and cadmium
Degree of protection	IP66
Thread type	Pg
Inflammability class according to UL 94	V0
Temperature range [°C]	-40 ... 115

Ordering data

Description	Color	Type	Order No.	Pcs. / Pkt.
Screw connection, IP66, straight, with Pg thread, for protective hose outside diameter [mm]				
10	black	**WP-GR HF IP66 PG7 BK**	**3240944**	20
13	black	**WP-GR HF IP66 PG9 BK**	**3240945**	20
15.8	black	**WP-GR HF IP66 PG11 BK**	**3240946**	20
21.2	black	**WP-GR HF IP66 PG16 BK**	**3240947**	10
28.5	black	**WP-GR HF IP66 PG21 BK**	**3240948**	10
34.5	black	**WP-GR HF IP66 PG29 BK**	**3240949**	10
42.5	black	**WP-GR HF IP66 PG36 BK**	**3240950**	10
Screw connection, IP66, straight, with metric thread, for protective hose outside diameter [mm]				
13	black			
15.8	black			
21.2	black			
28.5	black			
34.5	black			
42.5	black			
Screw connection, IP69K, straight, with Pg thread, for protective hose outside diameter [mm]				
10	black			
13	black			
15.8	black			
21.2	black			
28.5	black			
34.5	black			
42.5	black			
Screw connection, IP69K, straight, with metric thread, for protective hose outside diameter [mm]				
13	black			
15.8	black			
21.2	black			
28.5	black			
34.5	black			
42.5	black			

Accessories

Counter nuts and seals	see page 578 onwards

IP66 degree of protection, M12 - M40 metric thread, with strain relief

Technical data

PA
free from silicone, halogen, and cadmium
IP66
metric
V0
-40 ... 115

Ordering data

Type	Order No.	Pcs. / Pkt.
WP-GR HF IP66 M12 BK	3240952	20
WP-GR HF IP66 M16 BK	3240953	20
WP-GR HF IP66 M20 BK	3240954	20
WP-GR HF IP66 M25 BK	3240955	10
WP-GR HF IP66 M32 BK	3240956	10
WP-GR HF IP66 M40 BK	3240957	10

Accessories

see page 578 onwards

IP69K degree of protection, Pg7 - Pg36 thread, with strain relief

Technical data

PA
free from silicone, halogen, and cadmium
IP68/IP69K
Pg
V0
-40 ... 115

Ordering data

Type	Order No.	Pcs. / Pkt.
WP-GR HF IP69K PG7 BK	3240930	20
WP-GR HF IP69K PG9 BK	3240931	20
WP-GR HF IP69K PG11 BK	3240932	20
WP-GR HF IP69K PG16 BK	3240933	10
WP-GR HF IP69K PG21 BK	3240934	10
WP-GR HF IP69K PG29 BK	3240935	10
WP-GR HF IP69K PG36 BK	3240936	10

Accessories

see page 578 onwards

IP69K degree of protection, M12 - M40 metric thread, with strain relief

Technical data

PA
free from silicone, halogen, and cadmium
IP68/IP69K
metric
V0
-40 ... 115

Ordering data

Type	Order No.	Pcs. / Pkt.
WP-GR HF IP69K M12 BK	3240938	20
WP-GR HF IP69K M16 BK	3240939	20
WP-GR HF IP69K M20 BK	3240940	20
WP-GR HF IP69K M25 BK	3240941	10
WP-GR HF IP69K M32 BK	3240942	10
WP-GR HF IP69K M40 BK	3240943	10

Accessories

see page 578 onwards

Protective hoses with PVC- or PU-coated spirals

The **WP-SPIRAL PVC C ...** plastic protective hoses with soft PVC-coated spring wire helix offer optimum protection, thanks to the following properties:
– Highly flexible
– Can be stretched and compressed
– Internal corrosion protection
– Largely resistant to acids and solvents
– Free from silicone and cadmium
– Airtight and liquid tight

The **WP-SPIRAL PU C ...** plastic protective hoses with fixed, PU-coated spring wire helix offer the following:
– Very tough and resistant to abrasion
– Highly flexible
– Resistant to germs
– Airtight and liquid tight
– Resistant to oil and grease
– Gasoline-resistant
– Largely resistant to acids and solvents
– Free from silicone, halogen, and cadmium
– Flame-protected
– Behaves extremely well at low temperatures
– V2 according to UL 94
– Suitable as a suction tube

The covered protective hoses are particularly suitable for the following fields of application:
– Machine and system engineering
– Vehicle construction
– Use in guide chains
– Shipbuilding
– Automation
– Electrical systems

Notes:

Pcs. / Pkt. specifies the protective hose length in [m].

Protective hose, PVC coated spiral, outside diameter of 10 - 45 mm

Technical data

General data	
Material	PVC
Components	Free from silicone and cadmium
Inflammability class according to UL 94	-
Temperature range [°C]	-25 ... 80

Ordering data

Description		Color	Type	Order No.	Pcs. / Pkt.
Protective hose, PVC-coated spiral					
Diameter [mm] Outside/inside	Bending radius [mm] static				
10 / 7	8	gray	**WP-SPIRAL PVC C 10**	**3240849**	10
14 / 10	10	gray	**WP-SPIRAL PVC C 14**	**3240850**	10
17 / 13	13	gray	**WP-SPIRAL PVC C 17**	**3240851**	10
21 / 16	17	gray	**WP-SPIRAL PVC C 21**	**3240852**	10
27 / 22	20	gray	**WP-SPIRAL PVC C 27**	**3240853**	10
36 / 29	24	gray	**WP-SPIRAL PVC C 36**	**3240854**	10
45 / 38	36	gray	**WP-SPIRAL PVC C 45**	**3240855**	10
Protective hose, PU-coated spiral					
Diameter [mm] Outside/inside	Bending radius [mm] static				
10 / 7	8	blue			
14 / 10	10	blue			
17 / 13	13	blue			
21 / 16	17	blue			
27 / 22	20	blue			
36 / 29	24	blue			
45 / 38	36	blue			
End sleeves					
Diameter [mm] Outside/inside	Cable diameter [mm]				
10 / 7	6	gray			
14 / 10	9	gray			
17 / 13	11.5	gray			
21 / 16	14.5	gray			
27 / 21	19.5	gray			
36 / 29	26.5	gray			
45 / 38	36	gray			

Protective hose, PU coated spiral, outside diameter of 10 - 45 mm

End sleeve for protective hose diameter of 10 - 45 mm

Technical data

PU
Free from silicone, halogen, and cadmium
V2
-40 ... 80

Technical data

PP
Halogen-free
HB
-10 ... 110

Ordering data

Type	Order No.	Pcs. / Pkt.
WP-SPIRAL PU C HF 10	**3240856**	10
WP-SPIRAL PU C HF 14	**3240857**	10
WP-SPIRAL PU C HF 17	**3240858**	10
WP-SPIRAL PU C HF 21	**3240859**	10
WP-SPIRAL PU C HF 27	**3240860**	10
WP-SPIRAL PU C HF 36	**3240861**	10
WP-SPIRAL PU C HF 45	**3240862**	10

Ordering data

Type	Order No.	Pcs. / Pkt.
WP-SC HF 10	**3241016**	50
WP-SC HF 14	**3241017**	50
WP-SC HF 17	**3241018**	50
WP-SC HF 21	**3241019**	50
WP-SC HF 27	**3241020**	25
WP-SC HF 36	**3241021**	25
WP-SC HF 45	**3241022**	20

Screw connections, for protective hoses with coated spirals

IP65 degree of protection, Pg7 - Pg36 thread

The polypropylene screw connections with a straight design are available with or without a rotatable connecting thread.
- Easy, tool-free mounting
- High resistance to dust and fluids
- Vibration resistance and high tensile strength, thanks to hose screw-out locking

Rotatable screw connections

- The protective hose can still be rotated after panel mounting, thanks to the special screw connections

Technical data

General data		
Material		PP
Degree of protection		IP65
Thread type		Pg
Components		Halogen-free
Inflammability class according to UL 94		HB
Temperature range	[°C]	-10 ... 110

Ordering data

Description		Color	Type	Order No.	Pcs. / Pkt.
Screw connection, IP65, straight, with Pg thread					
Outside diameter of protective hose [mm]	Cable diameter [mm]				
10	6	gray	**WP-G PP HF PG7**	**3240988**	10
14	9	gray	**WP-G PP HF PG9**	**3240989**	10
17	11	gray	**WP-G PP HF PG11**	**3240990**	10
21	14.5	gray	**WP-G PP HF PG16**	**3240991**	10
27	19.5	gray	**WP-G PP HF PG21**	**3240992**	10
36	27	gray	**WP-G PP HF PG29**	**3240993**	2
45	36	gray	**WP-G PP HF PG36**	**3240994**	2
Screw connection, IP65, straight, with metric thread					
Outside diameter of protective hose [mm]	Cable diameter [mm]				
10	6	gray			
14	8	gray			
17	11	gray			
21	15	gray			
27	20	gray			
36	27	gray			
45	35	gray			
Screw connection, IP54, rotatable, with Pg thread					
Outside diameter of protective hose [mm]	Cable diameter [mm]				
10	5.5	gray			
14	9.5	gray			
17	11.5	gray			
21	14.5	gray			
27	19.5	gray			
36	27	gray			
45	35.5	gray			
Screw connection, IP54, rotatable, with metric thread					
Outside diameter of protective hose [mm]	Cable diameter [mm]				
10	5.5	gray			
14	9.5	gray			
17	11.5	gray			
21	14.5	gray			
27	19.5	gray			
36	27	gray			

Accessories

Counter nuts and seals	**see page 578 onwards**

IP65 degree of protection, M10 - M40 metric thread

Technical data

PP
IP65
Metric
Halogen-free
HB
-10 ... 110

Ordering data

Type	Order No.	Pcs. / Pkt.
WP-G PP HF M10	3240995	10
WP-G PP HF M12	3240996	10
WP-G PP HF M16	3240997	10
WP-G PP HF M20	3240998	10
WP-G PP HF M25	3240999	10
WP-G PP HF M32	3241000	2
WP-G PP HF M40	3241001	2

Accessories

see page 578 onwards

IP54 degree of protection, Pg7 - Pg36 thread, rotatable

Technical data

PP
IP54
Pg
Halogen-free
HB
-10 ... 110

Ordering data

Type	Order No.	Pcs. / Pkt.
WP-GT PP HF PG7	3241002	10
WP-GT PP HF PG9	3241003	10
WP-GT PP HF PG11	3241004	10
WP-GT PP HF PG16	3241005	10
WP-GT PP HF PG21	3241006	10
WP-GT PP HF PG29	3241007	2
WP-GT PP HF PG36	3241008	2

Accessories

see page 578 onwards

IP54 degree of protection, M12 - M40 metric thread, rotatable

Technical data

PP
IP54
Metric
Halogen-free
HB
-10 ... 110

Ordering data

Type	Order No.	Pcs. / Pkt.
WP-GT PP HF M12	3241010	10
WP-GT PP HF M16	3241011	10
WP-GT PP HF M20	3241012	10
WP-GT PP HF M25	3241013	10
WP-GT PP HF M32	3241014	10
WP-GT PP HF M40	3241015	2

Accessories

see page 578 onwards

Protective hoses made of steel or stainless steel

The metal protective hoses made of galvanized steel or stainless steel offer optimum protection and have a wide range of uses, thanks to the following properties:
– Interlocked, helix-wound profile
– Highly flexible
– High tensile strength and resistance to lateral pressure

These properties make the products suitable for use in the following areas:
– Machine and system engineering
– Vehicle construction
– Ex area according to EN 60079–14 and EN 61241–14
– Shipbuilding
– Rail vehicles
– Automation
– Electrical systems

Notes:

Pcs. / Pkt. specifies the protective hose length in [m].

Stainless steel protective hose, outside diameter of 10 - 45 mm

Technical data

General data	
Material	Steel, galvanized
Temperature range [°C]	-200 ... 220

Ordering data

Description		Color	Type	Order No.	Pcs. / Pkt.
Protective hose					
Diameter [mm] Outside/inside	Bending radius [mm] static				
10 / 8	28	silver	**WP-STEEL ZC 10**	**3240697**	10
14 / 11	34	silver	**WP-STEEL ZC 14**	**3240865**	10
17 / 14	40	silver	**WP-STEEL ZC 17**	**3240698**	10
21 / 18	50	silver	**WP-STEEL ZC 21**	**3240699**	10
27 / 23	63	silver	**WP-STEEL ZC 27**	**3240866**	10
36 / 31	85	silver	**WP-STEEL ZC 36**	**3240700**	10
45 / 40	100	silver	**WP-STEEL ZC 45**	**3240701**	10
Protective hose					
Diameter [mm] Outside/inside	Bending radius [mm] static				
10 / 8	22	silver			
14 / 11	25	silver			
17 / 14	40	silver			
21 / 18	50	silver			
27 / 23	63	silver			
36 / 31	85	silver			
45 / 40	100	silver			
End sleeves					
Outside diameter of hose [mm]	Cable diameter [mm]				
10	6.5	brass			
14	10	brass			
17	12.5	brass			
21	16.5	brass			
27	21.5	brass			
36	29.5	brass			
45	38	brass			

Stainless steel protective hose (V2A), outside diameter of 10 - 45 mm

End sleeve for protective hose diameter of 10 - 45 mm

Technical data

Stainless steel 1.4301/AISI 304
-200 ... 600

Ordering data

Type	Order No.	Pcs. / Pkt.
WP-STEEL S 10	**3240686**	10
WP-STEEL S 14	**3240687**	10
WP-STEEL S 17	**3240863**	10
WP-STEEL S 21	**3240688**	10
WP-STEEL S 27	**3240864**	10
WP-STEEL S 36	**3240689**	10
WP-STEEL S 45	**3240690**	10

Technical data

Brass
-40 ... 250

Ordering data

Type	Order No.	Pcs. / Pkt.
WP-SC BRASS 10	**3241065**	50
WP-SC BRASS 14	**3241066**	50
WP-SC BRASS 17	**3241067**	50
WP-SC BRASS 21	**3241068**	50
WP-SC BRASS 27	**3241069**	25
WP-SC BRASS 36	**3241070**	25
WP-SC BRASS 45	**3241071**	20

Screw connections, for protective hoses made of steel or stainless steel

The screw connections are available with or without a rotatable connecting thread and have the following properties:

– Easy mounting of protective hose without tools
– Vibration resistance and high tensile strength, thanks to hose screw-out locking
– Integrated inner sleeve and rotation lock for hose

Rotatable screw connections

– The protective hose can still be rotated after panel mounting, thanks to the special screw connections

Notes:

Inner sleeves and seals are supplied as standard.

IP40 degree of protection, Pg7 - Pg36 thread

Technical data

General data	
Material	Brass
Degree of protection	IP40
Thread type	Pg
Temperature range [°C]	-40 ... 125

Ordering data

Description		Color	Type	Order No.	Pcs. / Pkt.
Screw connection, IP40, with Pg thread					
Outside diameter of protective hose [mm]	Cable diameter [mm]				
10	6.5	Brass	**WP-G BRASS IP40 PG7**	**3241037**	10
14	10	Brass	**WP-G BRASS IP40 PG9**	**3241038**	10
17	12.5	Brass	**WP-G BRASS IP40 PG11**	**3241039**	10
21	16	Brass	**WP-G BRASS IP40 PG16**	**3241040**	10
27	21.5	Brass	**WP-G BRASS IP40 PG21**	**3241041**	10
36	29	Brass	**WP-G BRASS IP40 PG29**	**3241042**	2
45	38	Brass	**WP-G BRASS IP40 PG36**	**3241043**	2
Screw connection, IP40, with metric thread					
Outside diameter of protective hose [mm]	Cable diameter [mm]				
10	6.5	Brass			
14	10	Brass			
17	12.5	Brass			
21	16	Brass			
27	21.5	Brass			
36	27.5	Brass			
45	35	Brass			
Screw connection, IP40, rotatable, with Pg thread					
Outside diameter of protective hose [mm]	Cable diameter [mm]				
10	6	Brass			
14	9	Brass			
17	12	Brass			
21	15.5	Brass			
27	20.5	Brass			
36	27.5	Brass			
45	36.5	Brass			
Screw connection, IP40, rotatable, with metric thread					
Outside diameter of protective hose [mm]	Cable diameter [mm]				
10	6	Brass			
14	9	Brass			
17	12	Brass			
21	15.5	Brass			
27	20.5	Brass			
36	27.5	Brass			
45	35	Brass			

IP40 degree of protection, M10 - M40 metric thread

Technical data

Brass
IP40
Metric
-40 ... 125

Ordering data

Type	Order No.	Pcs. / Pkt.
WP-G BRASS IP40 M10	3241044	10
WP-G BRASS IP40 M12	3241045	10
WP-G BRASS IP40 M16	3241046	10
WP-G BRASS IP40 M20	3241047	10
WP-G BRASS IP40 M25	3241048	10
WP-G BRASS IP40 M32	3241049	2
WP-G BRASS IP40 M40	3241050	2

IP40 degree of protection, Pg7 - Pg36 thread, rotatable

Technical data

Brass
IP40
Pg
-40 ... 250

Ordering data

Type	Order No.	Pcs. / Pkt.
WP-GT BRASS PG7	3241023	10
WP-GT BRASS PG9	3241024	10
WP-GT BRASS PG11	3241025	10
WP-GT BRASS PG16	3241026	10
WP-GT BRASS PG21	3241027	10
WP-GT BRASS PG29	3241028	2
WP-GT BRASS PG36	3241029	2

IP40 degree of protection, M10 - M40 metric thread, rotatable

Technical data

Brass
IP40
Metric
-40 ... 250

Ordering data

Type	Order No.	Pcs. / Pkt.
WP-GT BRASS M10	3241030	10
WP-GT BRASS M12	3241031	10
WP-GT BRASS M16	3241032	10
WP-GT BRASS M20	3241033	10
WP-GT BRASS M25	3241034	10
WP-GT BRASS M32	3241035	2
WP-GT BRASS M40	3241036	2

Protective hoses made of steel with PVC coating and screw connections

- Optimum protection
- Numerous possible applications
- Tool-free assembly of screw connection and protective hose
- Screw connection for high resistance

Notes:
Pcs. / Pkt. specifies the protective hose length in [m].
Inner sleeves and seals are supplied as standard.

Stainless steel protective hose (V2A), PVC coated, outside diameter of 10 - 45 mm

IP65 degree of protection, Pg7 - Pg36 thread and M10 - M40 metric thread

Technical data

General data		
Material		Steel, galvanized/PVC
Degree of protection		-
Thread type		-
Temperature range	[°C]	-25 ... 80

Technical data

General data		
Material		Brass
Degree of protection		IP65
Thread type		Pg
Temperature range	[°C]	-40 ... 125

Ordering data

Description		Color	Type	Order No.	Pcs. / Pkt.
Protective hose, in galvanized steel, PVC coated					
Diameter [mm] Outside/inside	Bending radius [mm] static				
10 / 7	95	Black	**WP-STEEL PVC C 10**	**3240867**	10
14 / 10	105	Black	**WP-STEEL PVC C 14**	**3240868**	10
17 / 13	115	Black	**WP-STEEL PVC C 17**	**3240869**	10
21 / 17	110	Black	**WP-STEEL PVC C 21**	**3240870**	10
27 / 22	135	Black	**WP-STEEL PVC C 27**	**3240871**	10
36 / 29	145	Black	**WP-STEEL PVC C 36**	**3240872**	10
45 / 38	215	Black	**WP-STEEL PVC C 45**	**3240873**	10
End sleeves, in brass					
Outside diameter of hose [mm]	Cable diameter [mm]				
10	6	Brass	**WP-SC BRASS WP PVC 10**	**3241072**	50
14	8.5	Brass	**WP-SC BRASS WP PVC 14**	**3241073**	50
17	11.5	Brass	**WP-SC BRASS WP PVC 17**	**3241074**	50
21	15.5	Brass	**WP-SC BRASS WP PVC 21**	**3241075**	50
27	20.5	Brass	**WP-SC BRASS WP PVC 27**	**3241076**	25
36	27.5	Brass	**WP-SC BRASS WP PVC 36**	**3241077**	25
45	36.5	Brass	**WP-SC BRASS WP PVC 45**	**3241078**	20

Ordering data

Description		Color	Type	Order No.	Pcs. / Pkt.
Screw connection, IP65, with Pg thread					
Outside diameter of protective hose [mm]	Cable diameter [mm]				
10	6	Brass	**WP-G BRASS IP65 PG7**	**3241051**	10
14	8.5	Brass	**WP-G BRASS IP65 PG9**	**3241052**	10
17	11.5	Brass	**WP-G BRASS IP65 PG11**	**3241053**	10
21	15.5	Brass	**WP-G BRASS IP65 PG16**	**3241054**	10
27	20.5	Brass	**WP-G BRASS IP65 PG21**	**3241055**	10
36	27.5	Brass	**WP-G BRASS IP65 PG29**	**3241056**	2
45	35	Brass	**WP-G BRASS IP65 PG36**	**3241057**	2
Screw connection, IP65, with metric thread					
Outside diameter of protective hose [mm]	Cable diameter [mm]				
10	6	Brass	**WP-G BRASS IP65 M10**	**3241058**	10
14	8.5	Brass	**WP-G BRASS IP65 M12**	**3241059**	10
17	11.5	Brass	**WP-G BRASS IP65 M16**	**3241060**	10
21	15.5	Brass	**WP-G BRASS IP65 M20**	**3241061**	10
27	20.5	Brass	**WP-G BRASS IP65 M25**	**3241062**	10
36	27.5	Brass	**WP-G BRASS IP65 M32**	**3241063**	2
45	35	Brass	**WP-G BRASS IP65 M40**	**3241064**	2

Spiral hoses

Notes:

Pcs. / Pkt. indicates the spiral hose length in [m].

Spiral hose, for bundle diameters of 2 mm - 150 mm

Easy bundling and routing of cables and conductors
- Fast and easy to use
- Can be retrofitted
- The spiral structure means that individual conductors and cables can be led out at any point
- Offer protection under light mechanical strain

Technical data

General data		
Material		PE
Components		Free from silicone and halogen
Inflammability class according to UL 94		HB
Temperature range	[°C]	-50 ... 85

Ordering data

Description	Color	Type	Order No.	Pcs. / Pkt.
Spiral hose, for bundle diameters				
2 - 15 mm	Transparent	**WG-S HF 15**	**3241109**	50
4 - 20 mm	Transparent	**WG-S HF 20**	**3241111**	25
7 - 40 mm	Transparent	**WG-S HF 40**	**3241113**	25
12 - 50 mm	Transparent	**WG-S HF 50**	**3241115**	25
13 - 70 mm	Transparent	**WG-S HF 70**	**3241117**	25
15 - 80 mm	Transparent	**WG-S HF 80**	**3241119**	20
20 - 120 mm	Transparent	**WG-S HF 120**	**3241121**	25
25 - 150 mm	Transparent	**WG-S HF 150**	**3241123**	20
Spiral hose, for bundle diameters				
2 - 15 mm	Black	**WG-S HF 15 BK**	**3241110**	50
4 - 20 mm	Black	**WG-S HF 20 BK**	**3241112**	25
7 - 40 mm	Black	**WG-S HF 40 BK**	**3241114**	25
12 - 50 mm	Black	**WG-S HF 50 BK**	**3241116**	25
13 - 70 mm	Black	**WG-S HF 70 BK**	**3241118**	25
15 - 80 mm	Black	**WG-S HF 80 BK**	**3241120**	20
20 - 120 mm	Black	**WG-S HF 120 BK**	**3241122**	25
25 - 150 mm	Black	**WG-S HF 150 BK**	**3241124**	20

Accessories

Electrician's scissors, high cutting performance, thanks to micro-serrated cutting area, suitable for copper, aluminum, Kevlar fibers, and plastic, two-component non-slip soft-grip handles, ergonomic design, adjustable screw joint	**CUTFOX-ES**	**1212621**	1

Accessories for protective hose mounting

The WP-BASE C... protective hose holders with cover can be attached using a screw.
- An integrated rib fastening also helps to relieve the strain on the protective hose
- The base of the holder is designed so that it can even be pushed onto a C DIN rail
- The engagement pins enable hose holders of different sizes to be arranged alongside each other

WP-BASE HF... protective hose clips:
- Galvanized steel locking latch with rubber profile
- Screw mounting

WP-BASE ... fixing bracket:
- With two mounting holes according to DIN 46320
- Protective hose feed-through can be attached to the side of the panel
- Pg or metric protective hose screw connections can be mounted on a bracket

Protective hose with cover

Technical data

General data	
Material	PA

Ordering data

Description		Color	Type	Order No.	Pcs. / Pkt.
Protective hose holder with cover, screwable, made of plastic					
Outside diameter of protective hose [mm]	Hole diameter [mm]				
10	10	black	**WP-BASE C PA HF 10,0 BK**	**3240958**	50
13	13	black	**WP-BASE C PA HF 13,0 BK**	**3240959**	50
15.8	15.8	black	**WP-BASE C PA HF 15,8 BK**	**3240960**	50
21.2	21.2	black	**WP-BASE C PA HF 21,2 BK**	**3240961**	50
28.5	28.2	black	**WP-BASE C PA HF 28,2 BK**	**3240962**	25
34.5	34.5	black	**WP-BASE C PA HF 34,5 BK**	**3240963**	25
42.5	42.5	black	**WP-BASE C PA HF 42,5 BK**	**3240964**	25
Protective hose clip, screwable					
Outside diameter of protective hose [mm]	Hole diameter [mm]				
10	10	silver/black			
13	13	silver/black			
14	14	silver/black			
15.8	15.8	silver/black			
17	17	silver/black			
22	22	silver/black			
29	29	silver/black			
36	37	silver/black			
45	45	silver/black			
Fixing bracket, screwable					
Screw connection	Hole diameter [mm]				
Pg16	23	silver			
Pg21	29	silver			
Pg29	37.5	silver			
Pg36	47.5	silver			
Fixing bracket, screwable					
Screw connection	Hole diameter [mm]				
M16	17	silver			
M20	21	silver			
M25	26	silver			
M32	33	silver			
M40	43	silver			

Protective hose clip

Fixing bracket, screw version, for Pg screw connection

Fixing bracket, screw version, for metric screw connection

Technical data

Steel, galvanized

Ordering data

Type	Order No.	Pcs. / Pkt.
WP-BASE HF 9-10	3240965	50
WP-BASE HF 13	3240966	50
WP-BASE HF 14	3240967	50
WP-BASE HF 15,8	3240968	50
WP-BASE HF 17	3240969	50
WP-BASE HF 22	3240970	50
WP-BASE HF 29	3240971	50
WP-BASE HF 37	3240972	50
WP-BASE HF 45	3240973	25

Technical data

Steel, galvanized

Ordering data

Type	Order No.	Pcs. / Pkt.
WP-BASE A PG16	3241079	25
WP-BASE A PG21	3241080	25
WP-BASE A PG29	3241081	25
WP-BASE A PG36	3241082	25

Technical data

Steel, galvanized

Ordering data

Type	Order No.	Pcs. / Pkt.
WP-BASE A M16	3241083	25
WP-BASE A M20	3241084	25
WP-BASE A M25	3241085	25
WP-BASE A M32	3241086	25
WP-BASE A M40	3241087	25

Accessories for protective hose mounting

Counter nut, M12 - M40, plastic

WP-CN ...

The counter nuts are used to lock protective hose screw connections in the case of bore holes without a thread.

- Counter nuts made of brass or plastic
- The fiberglass-reinforced polyamide ensures a high degree of mechanical stability
- Metric thread according to EN 50262, making the counter nut suitable for universal use

Technical data

General data	
Material	Polyamide fiberglass reinforced

Ordering data

Description	Color	Type	Order No.	Pcs. / Pkt.
Counter nut, plastic, for protective hose screw connections with metric thread				
for M12	gray	**WP-CN PA M12**	**3241132**	100
for M16	gray	**WP-CN PA M16**	**3241133**	100
for M20	gray	**WP-CN PA M20**	**3241134**	100
for M25	gray	**WP-CN PA M25**	**3241135**	100
for M32	gray	**WP-CN PA M32**	**3241136**	100
for M40	gray	**WP-CN PA M40**	**3241137**	50
Counter nut, plastic, for protective hose screw connections with Pg thread				
for Pg7	gray			
for Pg9	gray			
for Pg11	gray			
for Pg16	gray			
for Pg21	gray			
for Pg29	gray			
for Pg36	gray			
Counter nut, nickel-plated brass, for protective hose screw connections with metric thread				
for M10	silver			
for M12	silver			
for M16	silver			
for M20	silver			
for M25	silver			
for M32	silver			
for M40	silver			
Counter nut, nickel-plated brass, for protective hose screw connections with Pg thread				
for Pg7	silver			
for Pg9	silver			
for Pg11	silver			
for Pg16	silver			
for Pg21	silver			
for Pg29	silver			
for Pg36	silver			

Counter nut, Pg7 - Pg36, plastic

Counter nut, M10 - M40, brass

Counter nut, Pg7 - Pg36, brass

Technical data

Polyamide fiberglass reinforced

Ordering data

Type	Order No.	Pcs. / Pkt.
WP-CN PA PG7	3241138	100
WP-CN PA PG9	3241139	100
WP-CN PA PG11	3241140	100
WP-CN PA PG16	3241141	100
WP-CN PA PG21	3241142	100
WP-CN PA PG29	3241143	100
WP-CN PA PG36	3241144	50

Technical data

Nickel-plated brass

Ordering data

Type	Order No.	Pcs. / Pkt.
WP-CN BRASS M10	3241145	100
WP-CN BRASS M12	3241146	100
WP-CN BRASS M16	3241147	100
WP-CN BRASS M20	3241148	100
WP-CN BRASS M25	3241149	100
WP-CN BRASS M32	3241150	100
WP-CN BRASS M40	3241151	50

Technical data

Nickel-plated brass

Ordering data

Type	Order No.	Pcs. / Pkt.
WP-CN BRASS PG7	3241152	100
WP-CN BRASS PG9	3241153	100
WP-CN BRASS PG11	3241154	100
WP-CN BRASS PG16	3241155	100
WP-CN BRASS PG21	3241156	100
WP-CN BRASS PG29	3241157	100
WP-CN BRASS PG36	3241158	50

Accessories for protective hose mounting

Flat gasket made from Perbunan

WP-FS ...

The Perbunan flat sealing rings are used to seal protective hose screw connections on uneven surfaces. They are inserted between the hose screw connection and the surface, thereby achieving degrees of protection up to IP68.

WP-FS HF...

The Centellen flat sealing rings also provide an optimum seal on uneven surfaces. As well as having IP68 protection and high mechanical stability, the sealing rings are also UV resistant and halogen-free. This enables them to be used outdoors.
Properties:
– Resistant to oil, seal against dust and water, UV resistant, halogen-free, high mechanical stability

WP-OR...

The properties of the Perbunan O-rings, such as their resistance to oil and seal against water and dust, mean that they can be used in a wide range of applications.

Technical data

General data	
Material	Perbunan

Ordering data

Description	Color	Type	Order No.	Pcs. / Pkt.
Flat gasket, Perbunan, for protective hose screw connections with metric thread				
for M10	black	**WP-FS IP68 M10**	**3241159**	50
for M12	black	**WP-FS IP68 M12**	**3241160**	50
for M16	black	**WP-FS IP68 M16**	**3241161**	50
for M20	black	**WP-FS IP68 M20**	**3241162**	50
for M25	black	**WP-FS IP68 M25**	**3241163**	50
for M32	black	**WP-FS IP68 M32**	**3241164**	25
for M40	black	**WP-FS IP68 M40**	**3241165**	25
Flat gasket, Perbunan, for protective hose screw connections with Pg thread				
for Pg7	black	**WP-FS IP68 PG7**	**3241166**	50
for Pg9	black	**WP-FS IP68 PG9**	**3241167**	50
for Pg11	black	**WP-FS IP68 PG11**	**3241168**	50
for Pg16	black	**WP-FS IP68 PG16**	**3241169**	50
for Pg21	black	**WP-FS IP68 PG21**	**3241170**	25
for Pg29	black	**WP-FS IP68 PG29**	**3241171**	25
for Pg36	black	**WP-FS IP68 PG36**	**3241172**	25
Flat gasket, Centellen, for protective hose screw connections with metric thread				
for M10	green			
for M12	green			
for M16	green			
for M20	green			
for M25	green			
for M32	green			
for M40	green			
Flat gasket, Centellen, for protective hose screw connections with Pg thread				
for Pg7	green			
for Pg9	green			
for Pg11	green			
for Pg16	green			
for Pg21	green			
for Pg29	green			
for Pg36	green			
O-ring, Perbunan, for protective hose screw connections with metric thread				
for M10	black			
for M12	black			
for M16	black			
for M20	black			
for M25	black			
for M32	black			
for M40	black			
O-ring, Perbunan, for protective hose screw connections with Pg thread				
for Pg7	black			
for Pg9	black			
for Pg11	black			
for Pg16	black			
for Pg21	black			
for Pg29	black			
for Pg36	black			

Flat gasket made from Centellen

O-ring made from Perbunan

Technical data		
Centellen		
Ordering data		
Type	**Order No.**	Pcs. / Pkt.
WP-FS HF IP68 M10	**3241173**	50
WP-FS HF IP68 M12	**3241174**	50
WP-FS HF IP68 M16	**3241175**	50
WP-FS HF IP68 M20	**3241176**	50
WP-FS HF IP68 M25	**3241177**	50
WP-FS HF IP68 M32	**3241178**	25
WP-FS HF IP68 M40	**3241179**	25
WP-FS HF IP68 PG7	**3241180**	50
WP-FS HF IP68 PG9	**3241181**	50
WP-FS HF IP68 PG11	**3241182**	50
WP-FS HF IP68 PG16	**3241183**	50
WP-FS HF IP68 PG21	**3241184**	25
WP-FS HF IP68 PG29	**3241185**	25
WP-FS HF IP68 PG36	**3241186**	25

Technical data		
Perbunan		
Ordering data		
Type	**Order No.**	Pcs. / Pkt.
WP-OR M10	**3241187**	50
WP-OR M12	**3241188**	50
WP-OR M16	**3241189**	50
WP-OR M20	**3241190**	50
WP-OR M25	**3241191**	50
WP-OR M32	**3241192**	25
WP-OR M40	**3241193**	25
WP-OR PG7	**3241194**	50
WP-OR PG9	**3241195**	50
WP-OR PG11	**3241196**	50
WP-OR PG16	**3241197**	50
WP-OR PG21	**3241198**	25
WP-OR PG29	**3241199**	25
WP-OR PG36	**3241200**	25

Plastic cable marker for insert labels, for assembly with cable binders

Notes:

For corresponding cable binders, see from page 588.

For insert labels with lettering field size 29 x 8 mm, for cable diameters > 10 mm

- Plastic cable markers for marking and bundling multiple conductors and cables indoors
- The printed insert label is protected from dirt by the sealing cap
- Marking service: Phoenix Contact can custom-mark all insert labels for plastic cable markers in accordance with your requirements

Technical data

General data	
Material	Polyethylene
Temperature range [°C]	-40 ... 80
Components	Free from silicone and halogen

Ordering data

Description	Color	Type	Order No.	Pcs. / Pkt.
Plastic cable markers for insert labels, with cable binders with a pointed end, can be marked with ESL..., EMT... or US-EMP... insert labels, diameter: 10 ... 25 mm, lettering field size: 29 x 8 mm	transparent	**KMK**	**1005208**	100
Plastic cable markers for insert labels, with cable binders with a pointed end, can be marked with ESL..., EMT... or US-EMP... insert labels, diameter: 16 ... 35 mm, lettering field size: 40 x 17 mm	transparent			
Cable and conductor markers for insert labels, can be marked with EST or ESL, diameter of 1 - 12 mm, lettering field size: 24 x 4 mm	white			
Cable and conductor markers for labels, can be marked with EML or EMLC, diameter of 1 - 20 mm, lettering field size: 20 x 8 mm	white			

Accessories

Insert strips for laser printers, DIN A4, perforated Lettering field size: 29 x 8 mm, 1 sheet = 174 labels Lettering field size: 40 x 17 mm, 1 sheet = 56 labels Lettering field size: 24 x 4 mm, 1 sheet = 488 labels	**ESL 29X8**	**0808257**	10
Insert labels for thermal transfer printers Lettering field size: 29 x 8 mm, 5400 labels per roll Lettering field size: 40 x 17 mm, 2300 labels per roll Lettering field size: 24 x 4 mm, 5000 labels p. roll	**EMT (29X8)R**	**0817277**	1
UniSheet, 0.5 mm thick 48-section, lettering field size: 29 x 8 mm 16-section, lettering field size: 40 x 17 mm	**US-EMP (29X8)**	**0829436**	10
Textile label, lettering field size: 20 x 8 mm 2500 labels per roll 2500 labels per roll			

Insert label, with lettering field size 40 x 17 mm, for cable diameters > 16 mm

For insert labels with lettering field size 24 x 4 mm, for cable diameters > 1 mm

For adhesive labels, with lettering field size 20 x 8 mm, for cable diameters > 1 mm

Technical data

Polyethylene
-40 ... 80
Free from silicone and halogen

Ordering data

Type	Order No.	Pcs. / Pkt.
KMK 3	1005211	50

Accessories

ESL 40X17	0808095	10
EMT (40X17)R	0817293	1
US-EMP (40X17)	0829437	10

Technical data

PA
-40 ... 100
Free from silicone and halogen

Ordering data

Type	Order No.	Pcs. / Pkt.
LM	1004377	100

Accessories

ESL 24X4	0808231	10
EMT (24X4)R	0816265	1

Technical data

PA
-40 ... 100
Free from silicone and halogen

Ordering data

Type	Order No.	Pcs. / Pkt.
KME	0807083	50

Accessories

EMLC (20X8)R	0815680	1
EML (20X8)R	0816786	1

Plastic cable markers for insert labels, for assembly with cable binders

Notes:

For corresponding cable binders, see from page 588.

Lettering field size: 25 x 6 mm, for cable diameter > 6 mm

- KMK HP ... plastic cable markers for marking and bundling conductors and cables indoors
- Inflammability class V0 acc. to UL 94
- The KMK HP... cable markers are particularly suitable for use in the railway industry, traffic technology, and building technology thanks to their outstanding material properties
- The KMK... versions have eyelets and are attached with cable binders
- The printed insert label is protected from dirt by the sealing cap
- Marking service: Phoenix Contact can custom-mark all insert labels for plastic cable markers in accordance with your requirements

Technical data

General data	
Material	PC
Inflammability class according to UL 94	V0
Temperature range [°C]	-40 ... 125
Components	Halogen-free

Ordering data

Description	Color	Type	Order No.	Pcs. / Pkt.
Cable marker carrier for cable binder assembly	transparent	**KMK HP (25X6)**	**0830720**	100

Accessories

UniCard, insert strip for KMK... cable marker carriers, can be marked with THERMOMARK CARD..., BLUEMARK CLED, and TOPMARK Laser Lettering field size: 25 x 6 mm, 15-section Lettering field size: 29 x 8 mm, 15-section Lettering field size: 60 x 15 mm, 3-section Lettering field size: 40 x 17 mm, 3-section	**UCT-EMP (25X6)**	**1014117**	10
UniSheet, 0.5 mm thick, inflammability class V0 according to UL 94 84-section, lettering field size: 25 x 6 mm 48-section, lettering field size: 29 x 8 mm 9-section, lettering field size: 60 x 15 mm 16-section, lettering field size: 40 x 17 mm	**US-EMP (25X6)-1**	**0802754**	10
Insert labels for thermal transfer printer, halogen-free Lettering field size: 25 x 6 mm, 5000 labels per roll Lettering field size: 29 x 8 mm, 5400 labels per roll Lettering field size: 60 x 15 mm, 2500 labels per roll Lettering field size: 40 x 17 mm, 2300 labels per roll	**EMT (25X6)R**	**0817264**	1
Cable binder, inflammability class according to UL 94: V0, halogen-free, temperature range: -40°C ... 85°C, maximum bundle Ø [mm]/minimum tensile strength [N]			
35 / 130	**WT-HP HF 3,6X140**	**0830982**	100
50 / 220	**WT-HP HF 4,8X200**	**0830983**	100
79 / 220	**WT-HP HF 4,5X290**	**0830984**	100
Magazine, for THERMOMARK CARD ..., for accommodating UCT-EMP ...	**THERMOMARK CARD-UCT-MAG26**	**0802988**	1

Lettering field size: 29 x 8 mm, for cable diameter > 6 mm

Lettering field size: 60 x 15 mm, for cable diameter > 9 mm

Lettering field size: 40 x 17 mm, for cable diameter > 9 mm

Technical data

PC
V0
-40 ... 125
Halogen-free

Ordering data

Type	Order No.	Pcs. / Pkt.
KMK HP (29X8)	0830721	100

Accessories

UCT-EMP (29X8)	1014118	10
US-EMP (29X8)	0829436	10
EMT (29X8)R	0817277	1
WT-HP HF 3,6X140	0830982	100
WT-HP HF 4,8X200	0830983	100
WT-HP HF 4,5X290	0830984	100
THERMOMARK CARD-UCT-MAG26	0802988	1

Technical data

PC
V0
-40 ... 125
Halogen-free

Ordering data

Type	Order No.	Pcs. / Pkt.
KMK HP (60X15)	0830722	50

Accessories

UCT-EMP (60X15)	1014119	10
US-EMP (60X15)	0828781	10
EMT (60X15)R	0801846	1
WT-HP HF 3,6X140	0830982	100
WT-HP HF 4,8X200	0830983	100
WT-HP HF 4,5X290	0830984	100
THERMOMARK CARD-UCT-MAG26	0802988	1

Technical data

PC
V0
-40 ... 125
Halogen-free

Ordering data

Type	Order No.	Pcs. / Pkt.
KMK HP (40X17)	0830723	50

Accessories

UCT-EMP (40X17)	1014120	10
US-EMP (40X17)	0829437	10
EMT (40X17)R	0817293	1
WT-HP HF 3,6X140	0830982	100
WT-HP HF 4,8X200	0830983	100
WT-HP HF 4,5X290	0830984	100
THERMOMARK CARD-UCT-MAG26	0802988	1

Plastic cable markers for insert labels, for assembly with cable binders

- KMK UV ... plastic cable markers for marking and bundling conductors and cables outdoors
- The KMK UV... cable markers are ultra-transparent, impact resistant, and have excellent weathering resistance. At the same time, they also possess outstanding chemical resistance
- The KMK... versions have eyelets and are attached with cable binders
- The printed insert label is protected from dirt by the sealing cap
- Marking service: Phoenix Contact can custom-mark all insert labels for plastic cable markers in accordance with your requirements

Notes:

For corresponding cable binders, see from page 588.

[1]) WT-UV HF...BK cable binders are weatherproof and UV resistant according to ISO 4892 (after QUV-B 600 hours) for up to 10 years.

Lettering field size: 25 x 6 mm, for cable diameter > 6 mm

Technical data

General data		
Material		PA
Inflammability class according to UL 94		HB
Temperature range	[°C]	-40 ... 100
Components		Halogen-free

Ordering data

Description	Color	Type	Order No.	Pcs. / Pkt.
Cable marker carrier for cable binder assembly	transparent	**KMK UV (25X6)**	**1014106**	100

Accessories

UniCard, insert strip for KMK... cable marker carriers, can be marked with THERMOMARK CARD..., BLUEMARK CLED, and TOPMARK Laser Lettering field size: 25 x 6 mm, 15-section Lettering field size: 29 x 8 mm, 15-section Lettering field size: 60 x 15 mm, 3-section Lettering field size: 40 x 17 mm, 3-section		**UCT-EMP (25X6)**	**1014117**	10
UniSheet, 0.5 mm thick, inflammability class V0 according to UL 94 84-section, lettering field size: 25 x 6 mm 48-section, lettering field size: 29 x 8 mm 9-section, lettering field size: 60 x 15 mm 16-section, lettering field size: 40 x 17 mm		**US-EMP (25X6)-1**	**0802754**	10
Insert labels for thermal transfer printer, halogen-free Lettering field size: 25 x 6 mm, 5000 labels per roll Lettering field size: 29 x 8 mm, 5400 labels per roll Lettering field size: 60 x 15 mm, 2500 labels per roll Lettering field size: 40 x 17 mm, 2300 labels per roll		**EMT (25X6)R**	**0817264**	1
Cable binder, halogen-free, inflammability class according to UL 94: V2, maximum bundle Ø [mm] / min. tensile strength [N][1])				
35 / 130		**WT-UV HF 3,6X140 BK**	**3240832**	100
50 / 220		**WT-UV HF 4,5X200 BK**	**3240834**	100
79 / 220		**WT-UV HF 4,5X290 BK**	**3240835**	100
Magazine, for THERMOMARK CARD ..., for accommodating UCT-EMP ...		**THERMOMARK CARD-UCT-MAG26**	**0802988**	1

Lettering field size: 29 x 8 mm, for cable diameter > 6 mm

Lettering field size: 60 x 15 mm, for cable diameter > 9 mm

Lettering field size: 40 x 17 mm, for cable diameter > 9 mm

Technical data

PA
HB
-40 ... 100
Halogen-free

Ordering data

Type	Order No.	Pcs. / Pkt.
KMK UV (29X8)	1014107	100

Accessories

UCT-EMP (29X8)	1014118	10
US-EMP (29X8)	0829436	10
EMT (29X8)R	0817277	1
WT-UV HF 3,6X140 BK	3240832	100
WT-UV HF 4,5X200 BK	3240834	100
WT-UV HF 4,5X290 BK	3240835	100
THERMOMARK CARD-UCT-MAG26	0802988	1

Technical data

PA
HB
-40 ... 100
Halogen-free

Ordering data

Type	Order No.	Pcs. / Pkt.
KMK UV (60X15)	1014108	50

Accessories

UCT-EMP (60X15)	1014119	10
US-EMP (60X15)	0828781	10
EMT (60X15)R	0801846	1
WT-UV HF 3,6X140 BK	3240832	100
WT-UV HF 4,5X200 BK	3240834	100
WT-UV HF 4,5X290 BK	3240835	100
THERMOMARK CARD-UCT-MAG26	0802988	1

Technical data

PA
HB
-40 ... 100
Halogen-free

Ordering data

Type	Order No.	Pcs. / Pkt.
KMK UV (40X17)	1014109	50

Accessories

UCT-EMP (40X17)	1014120	10
US-EMP (40X17)	0829437	10
EMT (40X17)R	0817293	1
WT-UV HF 3,6X140 BK	3240832	100
WT-UV HF 4,5X200 BK	3240834	100
WT-UV HF 4,5X290 BK	3240835	100
THERMOMARK CARD-UCT-MAG26	0802988	1

Plastic cable binders

Cable tie length of 98 - 1000 mm

- For bundling and fastening conductors and cables
- Can be used indoors and outdoors even under unfavorable industrial conditions
- With the UNIFOX-CT ... cable binder tool, the cable binders can be easily tightened and cut off flush in one step
- Cable binders are easy to use, thanks to their optimized geometries
- Optimum head shape for high tensile forces
- Temperature range: briefly up to 110°C
- Comprehensive approvals
- **Designation example:**
  WT-HF 2,5X98
  Cable binder width: 2.5 mm
  Cable binder length: 98 mm

Technical data

General data	
Material	PA 6.6
Components	Free from silicone and halogen
Inflammability class according to UL 94	V2
Temperature range [°C]	-40 ... 85

Ordering data

Description	Color	Type	Order No.	Pcs. / Pkt.
Cable binder, maximum bundle Ø [mm]/minimum tensile strength [N]				
21 / 80	transparent	**WT-HF 2,5X98**	**3240732**	100
40 / 80	transparent	**WT-HF 2,6X160**	**3240736**	100
52 / 80	transparent	**WT-HF 2,6X200**	**3240740**	100
35 / 130	transparent	**WT-HF 3,6X140**	**3240744**	100
50 / 130	transparent	**WT-HF 3,6X200**	**3240748**	100
80 / 130	transparent	**WT-HF 3,6X290**	**3240752**	100
40 / 220	transparent	**WT-HF 4,5X160**	**3240756**	100
50 / 220	transparent	**WT-HF 4,5X200**	**3240760**	100
79 / 220	transparent	**WT-HF 4,5X290**	**3240764**	100
100 / 220	transparent	**WT-HF 4,5X360**	**3240768**	100
115 / 220	transparent	**WT-HF 4,5X430**	**3240770**	100
80 / 540	transparent	**WT-HF 7,8X300**	**3240772**	100
100 / 540	transparent	**WT-HF 7,8X365**	**3240774**	100
158 / 540	transparent	**WT-HF 7,8X540**	**3240719**	100
233 / 700	transparent	**WT-HF 9X780**	**3240778**	100
143 / 1080	transparent	**WT-HF 12,6X850**	**3240730**	50
302 / 1080	transparent	**WT-HF 12,6X1000**	**3240728**	50
Cable binder, large pack, maximum bundle Ø [mm]/minimum tensile strength [N]				
21 / 80	transparent	**WT-HF 2,5X98-L**	**3240735**	1000
40 / 80	transparent	**WT-HF 2,6X160-L**	**3240739**	1000
52 / 80	transparent	**WT-HF 2,6X200-L**	**3240743**	1000
35 / 130	transparent	**WT-HF 3,6X140-L**	**3240747**	1000
50 / 130	transparent	**WT-HF 3,6X200-L**	**3240751**	1000
80 / 130	transparent	**WT-HF 3,6X290-L**	**3240755**	500
40 / 220	transparent	**WT-HF 4,5X160-L**	**3240759**	1000
50 / 220	transparent	**WT-HF 4,5X200-L**	**3240763**	1000

Accessories

Cable binder pliers, for plastic cable binders with a width of 2.2 - 4.8 mm, for a material thickness of up to 1.6 mm	**UNIFOX-CT 4,8**	**1212475**	1
Professional cable binder tools, for plastic cable binders with a width of 2.2 - 4.8 mm, up to 1.6 mm material thickness Ergonomically designed grip with comfortable tension force adjustment	**UNIFOX-CT 4,8P**	**1212609**	1

Plastic cable binders

Cable tie length of 98 - 1000 mm

- The black cable binders are UV stabilized by adding carbon black and are suitable for use in outdoor systems according to ISO 4895 (QUV-B 150 hours) for up to three years
- Temperature range: briefly up to 110°C
- Comprehensive approvals

Technical data

General data	
Material	PA 6.6
Components	Free from silicone and halogen
Inflammability class according to UL 94	V2
Temperature range [°C]	-40 ... 85

Ordering data

Description	Color	Type	Order No.	Pcs. / Pkt.
Cable binder, maximum bundle Ø [mm]/minimum tensile strength [N]				
21 / 80	black	**WT-HF 2,5X98 BK**	**3240733**	100
40 / 80	black	**WT-HF 2,6X160 BK**	**3240737**	100
52 / 80	black	**WT-HF 2,6X200 BK**	**3240741**	100
35 / 130	black	**WT-HF 3,6X140 BK**	**3240745**	100
50 / 130	black	**WT-HF 3,6X200 BK**	**3240749**	100
80 / 130	black	**WT-HF 3,6X290 BK**	**3240753**	100
40 / 220	black	**WT-HF 4,5X160 BK**	**3240757**	100
50 / 220	black	**WT-HF 4,5X200 BK**	**3240761**	100
79 / 220	black	**WT-HF 4,5X290 BK**	**3240765**	100
100 / 220	black	**WT-HF 4,5X360 BK**	**3240769**	100
115 / 220	black	**WT-HF 4,5X430 BK**	**3240771**	100
80 / 540	black	**WT-HF 7,8X300 BK**	**3240773**	100
100 / 540	black	**WT-HF 7,8X365 BK**	**3240775**	100
158 / 540	black	**WT-HF 7,8X540 BK**	**3240721**	100
233 / 700	black	**WT-HF 9X780 BK**	**3240779**	100
143 / 1080	black	**WT-HF 12,6X850 BK**	**3240731**	50
302 / 1080	black	**WT-HF 12,6X1000 BK**	**3240729**	50
Cable binder, large pack, maximum bundle Ø [mm]/minimum tensile strength [N]				
21 / 80	black	**WT-HF 2,5X98 BK-L**	**3240734**	1000
40 / 80	black	**WT-HF 2,6X160 BK-L**	**3240738**	1000
52 / 80	black	**WT-HF 2,6X200 BK-L**	**3240742**	1000
35 / 130	black	**WT-HF 3,6X140 BK-L**	**3240746**	1000
50 / 130	black	**WT-HF 3,6X200 BK-L**	**3240750**	1000
80 / 130	black	**WT-HF 3,6X290 BK-L**	**3240754**	500
40 / 220	black	**WT-HF 4,5X160 BK-L**	**3240758**	1000
50 / 220	black	**WT-HF 4,5X200 BK-L**	**3240762**	1000
Cable binder, inflammability class according to UL 94: V0, halogen-free, temperature range: -40°C ... 85°C, maximum bundle Ø [mm]/minimum tensile strength [N]				
35 / 130	transparent	**WT-HP HF 3,6X140**	**0830982**	100
79 / 220	transparent	**WT-HP HF 4,5X290**	**0830984**	100
50 / 220	transparent	**WT-HP HF 4,8X200**	**0830983**	100

Accessories

Cable binder pliers, for plastic cable binders with a width of 2.2 - 4.8 mm, for a material thickness of up to 1.6 mm	**UNIFOX-CT 4,8**	**1212475**	1
Professional cable binder tools, for plastic cable binders with a width of 2.2 - 4.8 mm, up to 1.6 mm material thickness Ergonomically designed grip with comfortable tension force adjustment	**UNIFOX-CT 4,8P**	**1212609**	1

Cable binders for outdoor use

The WT-UV HF ... cable binders are specially designed for outdoor use and offer the following features:
- Weatherproof and UV resistant according to ISO 4892 (QUV-B 600 hours) for up to ten years
- Cable binders are easy to use, thanks to their optimum geometries
- Optimum head shape for high tensile forces
- Halogen-free/silicone-free
- Constantly high temperature resistance up to 105°C
- **Designation example:**
  WT-UV HF 2,5X98 BK
  Cable binder width: 2.5 mm
  Cable binder length: 98 mm

Cable tie length of 98 - 365 mm

Technical data

General data	
Material	PA 6.6
Components	Free from silicone and halogen
Inflammability class according to UL 94	V2
Temperature range [°C]	-40 ... 105

Ordering data

Description	Color	Type	Order No.	Pcs. / Pkt.
Cable binder, maximum bundle Ø [mm]/minimum tensile strength [N]				
21 / 80	black	**WT-UV HF 2,5X98 BK**	**3240831**	100
35 / 130	black	**WT-UV HF 3,6X140 BK**	**3240832**	100
50 / 130	black	**WT-UV HF 3,6X200 BK**	**3240833**	100
50 / 220	black	**WT-UV HF 4,5X200 BK**	**3240834**	100
79 / 220	black	**WT-UV HF 4,5X290 BK**	**3240835**	100
100 / 540	black	**WT-UV HF 7,8X365 BK**	**3240837**	100

Thanks to their UL 94 V0 inflammability class and absence of halogen, the WT-HP HF... cable binders are particularly suitable for use in the rail industry.
- **Designation example:**
  WT-HP HF 3,6x140
  Cable binder width: 3.6 mm
  Cable binder length: 140 mm

Technical data

General data	
Material	PA 6.6
Components	Free from silicone and halogen
Inflammability class according to UL 94	V0
Temperature range [°C]	-40 ... 85

Ordering data

Description	Color	Type	Order No.	Pcs. / Pkt.
Cable binder, inflammability class according to UL 94: V0, halogen-free, temperature range: -40°C ... 85°C, maximum bundle Ø [mm]/minimum tensile strength [N]				
35 / 130	transparent	**WT-HP HF 3,6X140**	**0830982**	100
50 / 220	transparent	**WT-HP HF 4,8X200**	**0830983**	100
79 / 220	transparent	**WT-HP HF 4,5X290**	**0830984**	100

Cable binders for use under high temperatures

The WT-HT HF ... cable binders are specially designed for high-temperature applications and offer the following features:

- Constantly high temperature resistance up to 125°C and briefly up to 145°C
- Cable binders are easy to use, thanks to their optimum geometries
- Black cable binders are UV stabilized
- Special head shape for high tensile forces
- Halogen-free/silicone-free
- **Designation example:**
  WT-HT HF 2,5X98
  Cable binder width: 2.5 mm
  Cable binder length: 98 mm

Cable tie length of 98 - 365 mm

Technical data

General data		
Material		PA 6.6
Components		Free from silicone and halogen
Inflammability class according to UL 94		V2
Temperature range	[°C]	-40 ... 125

Ordering data

Description	Color	Type	Order No.	Pcs. / Pkt.
Cable binder, maximum bundle Ø [mm]/minimum tensile strength [N]				
21 / 80	transparent	**WT-HT HF 2,5X98**	**3240780**	100
35 / 130	transparent	**WT-HT HF 3,6X140**	**3240782**	100
50 / 130	transparent	**WT-HT HF 3,6X200**	**3240784**	100
50 / 220	transparent	**WT-HT HF 4,5X200**	**3240786**	100
79 / 220	transparent	**WT-HT HF 4,5X290**	**3240788**	100
100 / 540	transparent	**WT-HT HF 7,8X365**	**3240792**	100
Cable binder, maximum bundle Ø [mm]/minimum tensile strength [N]				
21 / 80	black	**WT-HT HF 2,5X98 BK**	**3240781**	100
35 / 130	black	**WT-HT HF 3,6X140 BK**	**3240783**	100
50 / 130	black	**WT-HT HF 3,6X200 BK**	**3240785**	100
50 / 220	black	**WT-HT HF 4,5X200 BK**	**3240787**	100
79 / 220	black	**WT-HT HF 4,5X290 BK**	**3240789**	100
100 / 540	black	**WT-HT HF 7,8X365 BK**	**3240793**	100

Accessories

Cable binder pliers, for plastic cable binders with a width of 2.2 - 4.8 mm, for a material thickness of up to 1.6 mm	**UNIFOX-CT 4,8**	**1212475**	1
Professional cable binder tools, for plastic cable binders with a width of 2.2 - 4.8 mm, up to 1.6 mm material thickness Ergonomically designed grip with comfortable tension force adjustment	**UNIFOX-CT 4,8P**	**1212609**	1

Cable binders for reopening



Cable tie length of 200 - 350 mm

The WT-D HF ... cable binders are ideal for temporary mounting and offer the following features:
- Can be removed easily without tools and reused
- Cable binders are easy to use, thanks to their optimum geometries
- Halogen-free/silicone-free

Technical data

General data	
Material	PA 6.6
Components	Free from silicone and halogen
Inflammability class according to UL 94	V2
Temperature range [°C]	-40 ... 80

Ordering data

Description	Color	Type	Order No.	Pcs. / Pkt.
Cable binder, maximum bundle Ø [mm]/minimum tensile strength [N]				
50 / 220	transparent	**WT-D HF 7,5X200**	**3240712**	100
65 / 220	transparent	**WT-D HF 7,5X250**	**3240714**	100
100 / 220	transparent	**WT-D HF 7,5X350**	**3240716**	100
Cable binder, maximum bundle Ø [mm]/minimum tensile strength [N]				
50 / 220	black	**WT-D HF 7,5X200 BK**	**3240713**	100
65 / 220	black	**WT-D HF 7,5X250 BK**	**3240715**	100
100 / 220	black	**WT-D HF 7,5X350 BK**	**3240717**	100

Cable binders with lug for direct rivet or screw mounting

Notes:

For corresponding cable binder pliers, see previous page.



Cable tie length of 150 - 380 mm

The WT-E HF ... cable binders with lug for direct mounting offer the following features:
- Space saving, thanks to molded fastening lug
- Secure hold, thanks to screw or rivet fixing
- Easy to use
- Halogen-free/silicone-free
- Optimum head shape for high tensile forces
- Temperature range: briefly up to 110°C

Technical data

General data	
Material	PA 6.6
Components	Free from silicone and halogen
Inflammability class according to UL 94	V2
Temperature range [°C]	-40 ... 85

Ordering data

Description	Color	Type	Order No.	Pcs. / Pkt.
Cable binder, maximum bundle Ø [mm]/minimum tensile strength [N]				
32 / 130 hole diameter **4.5** mm	transparent	**WT-E HF 3,6X150**	**3240718**	100
50 / 220 hole diameter **5.2** mm	transparent	**WT-E HF 4,8X200**	**3240720**	100
44 / 540 hole diameter **6.5** mm	transparent	**WT-E HF 7,8X200**	**3240722**	100
75 / 540 hole diameter **6.5** mm	transparent	**WT-E HF 7,8X300**	**3240724**	100
104 / 540 hole diameter **6.5** mm	transparent	**WT-E HF 7,8X380**	**3240726**	100

Cable binders with body-bound rivet for direct mounting

Notes:

For corresponding cable binder pliers, see previous page.



Cable tie length of 150 - 200 mm

The WT-R HF ... cable binders for straightforward direct mounting offer the following features:
- Space saving, thanks to molded body-bound rivet
- Easy to plug in and optimum hold in standard drill hole
- Optimum head shape for high tensile forces
- Halogen-free/silicone-free

Technical data

General data	
Material	PA 6.6
Components	Free from silicone and halogen
Inflammability class according to UL 94	V2
Temperature range [°C]	-40 ... 85

Ordering data

Description	Color	Type	Order No.	Pcs. / Pkt.
Cable binder, maximum bundle Ø [mm]/minimum tensile strength [N]				
38 / 130 hole diameter **5.2** mm	transparent	**WT-R HF 3,6X150**	**3240801**	100
50 / 220 hole diameter **6.3** mm	transparent	**WT-R HF 4,8X200**	**3240803**	100

Detectable cable binders

Notes:

For corresponding cable binder pliers, see previous page.



Cable tie length of 98 - 365 mm

The WT-ID HF ... cable binders are specially designed for production processes in the food, pharmaceutical and chemical industries and offer the following features:
- High level of protection against contamination in the production process
- Detectable using X-ray units or metal detectors
- Magnetic
- Easy to see
- Corrosion-free

Technical data

General data	
Material	PA 6.6
Components	Free from silicone and halogen
Inflammability class according to UL 94	V2
Temperature range [°C]	-40 ... 85

Ordering data

Description	Color	Type	Order No.	Pcs. / Pkt.
Cable binder, with metal portions, maximum bundle Ø [mm]/minimum tensile strength [N]				
21 / 80	blue	**WT-ID HF 2,5X98 BU**	**3240794**	100
35 / 130	blue	**WT-ID HF 3,5X140 BU**	**3240795**	100
50 / 130	blue	**WT-ID HF 3,5X200 BU**	**3240796**	100
50 / 220	blue	**WT-ID HF 4,5X200 BU**	**3240797**	100
79 / 220	blue	**WT-ID HF 4,5X290 BU**	**3240798**	100
100 / 540	blue	**WT-ID HF 7,5X365 BU**	**3240800**	100

Cable binders made of stainless steel AISI 304 (V2A)

Notes:

For corresponding stainless steel cable markers, see 212

Cable tie length of 150 - 1067 mm

The WT-STEEL S ... cable binders are especially suited to use outdoors and in the chemical industry. They offer the following features:

- Secure, permanent attachment and a long service life
- Corrosion resistant
- Chemical resistance
- UV resistant
- Weatherproof
- Fire-proof
- Vibration-resistant
- Easy to use and self-locking
- Anti-magnetic
- Halogen-free/silicone-free

Technical data

General data	
Material	Stainless steel 1.4301/AISI 304
Temperature range [°C]	-80 ... 538

Ordering data

Description	Color	Type	Order No.	Pcs. / Pkt.
Cable binder, made of stainless steel (AISI 304), width 4.6 mm, maximum bundle Ø [mm]/minimum tensile strength [N]				
30 / 890	silver	**WT-STEEL S 4,6X150**	**3240807**	100
50 / 890	silver	**WT-STEEL S 4,6X201**	**3240808**	100
69 / 890	silver	**WT-STEEL S 4,6X259**	**3240809**	100
102 / 890	silver	**WT-STEEL S 4,6X360**	**3240810**	100
152 / 890	silver	**WT-STEEL S 4,6X520**	**3240811**	100
203 / 890	silver	**WT-STEEL S 4,6X679**	**3240812**	100
254 / 890	silver	**WT-STEEL S 4,6X838**	**3240723**	100
305 / 890	silver	**WT-STEEL S 4,6X1067**	**3240805**	100
Cable binder, made of stainless steel (AISI 304), width 7.9 mm, maximum bundle Ø [mm]/minimum tensile strength [N]				
69 / 1335	silver	**WT-STEEL S 7,9X259**	**3240814**	100
102 / 1335	silver	**WT-STEEL S 7,9X360**	**3240815**	100
152 / 1335	silver	**WT-STEEL S 7,9X520**	**3240816**	100
203 / 1335	silver	**WT-STEEL S 7,9X679**	**3240817**	100
254 / 1335	silver	**WT-STEEL S 7,9X838**	**3240725**	100
305 / 1335	silver	**WT-STEEL S 7,9X1067**	**3240813**	100

Accessories

Cable binder tool, for steel cable binders with a width of up to 7.9 mm, material thickness of up to 0.3 mm	**UNIFOX-CT M 7,9**	**1212610**	1

Cable binders made of stainless steel AISI 316 (V4A)

Cable tie length of 150 - 1067 mm

The WT-STEEL SH ... cable binders are especially suited to use with aggressive chemicals and in onshore and offshore areas. They offer the following features:

- Secure, permanent attachment with long service life
- Corrosion resistant when exposed to aggressive chemicals, e.g., acids, salt fog, and sea water
- UV resistant
- Weatherproof
- Fire-proof
- Vibration-resistant
- Easy to use
- Anti-magnetic
- Halogen-free/silicone-free

Technical data

General data		
Material		Stainless steel 1.4401/AISI 316
Temperature range	[°C]	-80 ... 538

Ordering data

Description	Color	Type	Order No.	Pcs. / Pkt.
Cable binder, made of stainless steel (AISI 316), width 4.6 mm, maximum bundle Ø [mm]/minimum tensile strength [N]				
30 / 890	silver	**WT-STEEL SH 4,6X150**	**3240820**	100
50 / 890	silver	**WT-STEEL SH 4,6X201**	**3240821**	100
69 / 890	silver	**WT-STEEL SH 4,6X259**	**3240822**	100
102 / 890	silver	**WT-STEEL SH 4,6X360**	**3240823**	100
152 / 890	silver	**WT-STEEL SH 4,6X520**	**3240824**	100
203 / 890	silver	**WT-STEEL SH 4,6X679**	**3240825**	100
254 / 890	silver	**WT-STEEL SH 4,6X838**	**3240727**	100
305 / 890	silver	**WT-STEEL SH 4,6X1067**	**3240818**	100
Cable binder, made of stainless steel (AISI 316), width 7.9 mm, maximum bundle Ø [mm]/minimum tensile strength [N]				
69 / 1335	silver	**WT-STEEL SH 7,9X259**	**3240827**	100
102 / 1335	silver	**WT-STEEL SH 7,9X360**	**3240828**	100
152 / 1335	silver	**WT-STEEL SH 7,9X520**	**3240829**	100
203 / 1335	silver	**WT-STEEL SH 7,9X679**	**3240830**	100
254 / 1335	silver	**WT-STEEL SH 7,9X838**	**3240766**	100
305 / 1335	silver	**WT-STEEL SH 7,9X1067**	**3240826**	100

Accessories

Cable binder tool, for steel cable binders with a width of up to 7.9 mm, material thickness of up to 0.3 mm		**UNIFOX-CT M 7,9**	**1212610**	1

Cable binder base, self-adhesive and/or screwable



The WT-BASE LS ... cable binder bases are characterized by their excellent adhesive properties as well as the following:
- Easy to use
- Cable binders can be fed through on four sides
- Self-adhesive and optionally screwable
- Secure hold, load can be applied after just a few minutes
- Halogen-free/silicone-free

Technical data

General data		
Material		ABS
Inflammability class according to UL 94		HB
Temperature range	[°C]	-40 ... 60

Ordering data

Description	Color	Type	Order No.	Pcs. / Pkt.
Cable binder base, for cable binders of up to 4 mm width, self-adhesive and screwable, 4 mm fixing hole, dimensions: 19 x 19 mm				
	transparent	**WT-BASE LS HF 4**	**3240706**	100
	black	**WT-BASE LS HF 4 BK**	**3240707**	100
Cable binder base, for cable binders of up to 6 mm width, self-adhesive and screwable, 4.8 mm fixing hole, dimensions: 27 x 27 mm				
	transparent	**WT-BASE LS HF 6**	**3240708**	100
	black	**WT-BASE LS HF 6 BK**	**3240709**	100

Cable binder base, screwable



- Space-saving design
- Easy to use
- Cable binders can be fed through on two sides
- Halogen-free/silicone-free

Technical data

General data		
Material		PA 6.6
Inflammability class according to UL 94		V2
Temperature range	[°C]	-40 ... 85

Ordering data

Description	Color	Type	Order No.	Pcs. / Pkt.
Cable binder base, for cable binders of up to 5 mm width, screwable, 3.5 mm fixing hole, dimensions: 9.5 x 15 mm				
	transparent	**WT-BASE HF 5**	**3240702**	100
	black	**WT-BASE HF 5 BK**	**3240703**	100
Cable binder base, for cable binders of up to 9 mm width, screwable, 5 mm fixing hole, dimensions: 14.6 x 22 mm				
	transparent	**WT-BASE HF 9**	**3240704**	100
	black	**WT-BASE HF 9 BK**	**3240705**	100

Cable binder base for direct mounting

- WT-BASE R ... with molded body-bound rivet for direct mounting in materials of up to 3 mm thickness
- WT-BASE P ... is ideally suited to use in solid panels
- Easy to use, can be directly knocked into the panel

	Technical data	Technical data
General data		
Material	PA 6.6	PA 6
Inflammability class according to UL 94	V2	HB
Temperature range [°C]	-40 ... 85	-10 ... 65

		Ordering data			Ordering data		
Description	Color	Type	Order No.	Pcs. / Pkt.	Type	Order No.	Pcs. / Pkt.
Cable binder base, for cable binders of up to 8 mm width, with molded body-bound rivet, 6.5 mm drilling diameter	transparent	**WT-BASE R HF 8**	**3240711**	100			
Cable binder base, for cable binders of up to 9.5 mm width, with fins, 8 mm drilling diameter, can be knocked in	black				**WT-BASE P HF 9,5 BK**	**3240710**	100

Cable drillers, for fast and tool-free bundling of conductors and cables

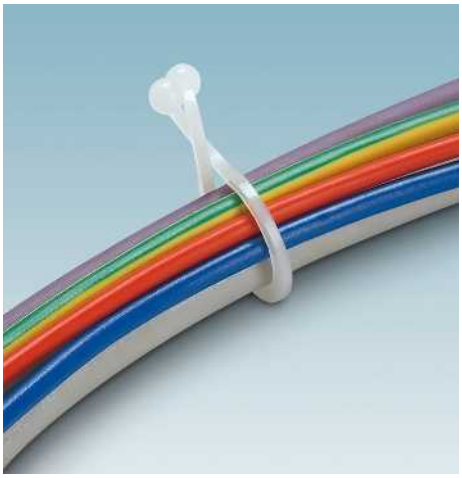

- Fast and easy to use
- Can be removed again
- Reusable
- Tool-free mounting
- Ideal for temporary bundling
- Halogen-free/silicone-free

	Technical data
General data	
Material	PA 6.6
Inflammability class according to UL 94	V2
Temperature range [°C]	-40 ... 85

		Ordering data		
Description	Color	Type	Order No.	Pcs. / Pkt.
Cable driller				
Bundle diameters 5.1 - 7.6 mm	transparent	**WG-D HF 7,6**	**3241099**	1000
Bundle diameters 7.6 - 10.2 mm	transparent	**WG-D HF 10,2**	**3241101**	1000
Bundle diameters 10.2 - 12.7 mm	transparent	**WG-D HF 12,7**	**3241103**	1000
Bundle diameters 12.7 - 16 mm	transparent	**WG-D HF 16**	**3241105**	1000
Bundle diameters 16 - 20.3 mm	transparent	**WG-D HF 20,3**	**3241107**	1000
Cable driller				
Bundle diameters 5.1 - 7.6 mm	black	**WG-D HF 7,6 BK**	**3241100**	1000
Bundle diameters 7.6 - 10.2 mm	black	**WG-D HF 10,2 BK**	**3241102**	1000
Bundle diameters 10.2 - 12.7 mm	black	**WG-D HF 12,7 BK**	**3241104**	1000
Bundle diameters 12.7 - 16 mm	black	**WG-D HF 16 BK**	**3241106**	1000
Bundle diameters 16 - 20.3 mm	black	**WG-D HF 20,3 BK**	**3241108**	1000

Quality in quantity



Integrated management system

The objective of the Phoenix Contact integrated management system is to integrate all requirements pertaining to products, processes, and the organization.

Statutory and regulatory requirements, as well as those of international standards and our customers, are met and, in some cases, even exceeded in all phases of the product lifecycle.

The integration of quality, environmental protection, and occupational safety into the Phoenix Contact management system is monitored for conformance every year by independent, internationally recognized institutes. Certifications according to international standards ISO 9001, ISO 14001, and BS OHSAS 18001 are for us the result of our corporate philosophy of meeting the needs of our customers, employees, and the environment to the greatest possible extent. They are used as the basis for innovative products with the trusted, high Phoenix Contact quality standard, active environmental protection, and responsible occupational health and safety. Of course we also integrate the additional requirements of standards, international approvals, and special customer requirements into our company processes.

The result of this system is a building block for the success of the Phoenix Contact Group as well as its products and services.

CE marking

CE marking was introduced as an important instrument for the free movement of goods within the European single market. By applying the mark to a product, the manufacturer confirms its compliance with all EU directives applicable to this product. The EC directives describe the product characteristics with regard to device safety and the avoidance of risks. These are legally binding regulations of the European Union (EU), which means that the fulfilment of these requirements is a **legal prerequisite for the marketing of these products within the EU**.

Where applicable, our products currently fall within the scope of the following directives:

– 2006/95/EC
  Electrical equipment for use within certain voltage limits (low-voltage directive)
– 2004/108/EC
  Electromagnetic compatibility (EMC Directive)
– 2006/42/EC
  Safety of machinery (Machinery Directive)
– 94/9/EC
  Devices and protective systems for use in potentially explosive areas (ATEX 100a directive)
– 1999/5/EC
  Wireless systems and telecommunications terminal equipment (R&TTE).

The standards used as the basis for the aforementioned directives have been at the heart of our development standard for some time as a way of ensuring compliance with European directives. The numbers of the directives indicate their version at the time of publication. In the event of changes to directives and/or standards, our products will undergo conformity assessment again in good time and a new declaration of conformity will be issued simultaneously. The current declarations for each product can also be found in our Download Center.

Among the aforementioned European directives, the EMC Directive plays a particularly important role. It uses a legally binding directive as the basis for defining electromagnetic compatibility as a fundamental device property. European legislation therefore places great emphasis on the electromagnetic compatibility of devices and systems as a basic prerequisite for the error-free operation of machines and systems. As an international leader in the field of surge protection, Phoenix Contact has extensive expertise in EMC. This expertise and the experiences gained over many years in the development and application of industrial interface and communication technology have resulted in an extremely high standard of quality for our products when it comes to electromagnetic compatibility. Our sister company, Phoenix Testlab, was founded in order to share this expertise with other companies. Phoenix Testlab GmbH is an independent, accredited service company, which carries out EMC testing in compliance with the European standards. At Phoenix Testlab, devices are also tested with regard to their electrical safety, mechanical influences, and their behavior in relation to environmental influences. Phoenix Testlab is also a "Notified Body" according to EMC Directive 2004/108/EC and R&TTE directive 1999/5/EC for wireless systems and telecommunications terminal equipment. As a "Telecom Certification Body" (TCB), Phoenix Testlab is also able to approve these products for the markets in the USA, Canada, and Japan.

Standards and regulations

All relevant standards and regulations are used as the basis for the development and maintenance of our products.

International standards are subject to continuous changes as a result of harmonization and new developments. In order to comply with this process, we keep a record of the current version of the standards applicable to our products in the product area of our website at **phoenixcontact.net/products**.

Online product information service on the world wide web

Phoenix Contact is continuously extending its product range.

Within the scope of our product monitoring obligation, all products are subject to an improvement process.

The Internet is an ideal platform to quickly communicate new product developments and improvements to the market.

You can quickly access the relevant Phoenix Contact website for your region via phoenixcontact.com. There you will always find an up-to-date overview of products, solutions, and services from Phoenix Contact. This includes technical documents such as data sheets and user manuals, current driver and demo software, and a direct link to the relevant contact person.

Materials

Polyamide (PA)
Polyamide has excellent electrical, mechanical, chemical, and thermal properties, even at high operating temperatures. Brief peak temperatures of up to 200°C are permitted as a result of heat aging stabilization. Polyamide absorbs moisture from its surroundings (2.8% on average). This is not the embedded water of crystallization, however, but rather chemically bound H_2O groups in the molecular structure. This makes the plastic flexible and resistant to breakage, even at temperatures as low as -60°C. According to UL 94, PA belongs to inflammability class V2 to V0. The polyamide used by Phoenix Contact is silicone- and halogen-free and is suitable for use at temperatures between -60°C and +125°C.

Polycarbonate (PC)
Polycarbonate has a high mechanical strength and chemical resistance. Rigidity, dimensional stability, and good heat distortion resistance are further distinguishing features of this material. Polycarbonate is used to manufacture particularly smooth and stable marking materials. The polycarbonate used by Phoenix Contact absorbs little moisture, is silicone- and halogen-free, and is suitable for use at temperatures between -40°C and +125°C.

Polycarbonate/acrylonitrile butadiene styrene (PC/ABS)
PC/ABS blends are amorphous thermoplastics which are characterized by high impact strength potential even at low temperatures. They are resistant to acids and lyes, for example. In addition to benefiting from a high dimensional accuracy and low distortion tendency, they absorb little moisture. The products manufactured from these blends have high-gloss surfaces. Temperature range: -50°C to +90°C.

Acrylonitrile butadiene styrene (ABS)
ABS is a copolymer. It has a high impact strength and is strong and hard. The ABS used by Phoenix Contact is silicone-free and is suitable for use at temperatures between -40°C and +85°C.

Polyvinyl chloride (PVC)
PVC has a long service life. It is characterized in particular by its outstanding mechanical strength and high chemical resistance. Neither oxygen nor ozone affects PVC. The material is resistant to corrosive salt solutions and most acids. The polyvinyl chloride used by Phoenix Contact is silicone-free and is suitable for use in temperatures between -30°C and +80°C.

Polyester
Polyester is a chemical-resistant material. It is ideally suited to printing, shaping, and punching. Polyester is resistant to UV radiation and absorbs little moisture. The polyester used by Phoenix Contact is silicone- and halogen-free. Depending on its composition, it is suitable for use in temperatures between -40°C and +150°C.

Polyolefine
Polyolefines are semi-crystalline thermoplastics, which can be easily processed as extrusion profiles (shrink sleeves). They are characterized by good chemical resistance. Silicone-free, temperature range: -55°C to +125°C.

Polyethylene (PE)
Polyethylene is a thermoplastic material which is highly resistant to acids, alkalis, and other solvents. PE absorbs hardly any moisture and has high durability and breaking elongation. Silicone- and halogen-free, temperature range: -40°C to +80°C.

Halogen-free
The term halogen-free, based on international standards for base materials for PCBs (e.g., IEC 61249-2-21, IPC 4101 C), relates to the elements chlorine and bromine in flame protection agents. This also forbids the use of flame protection agents containing halogen according to DIN EN ISO 1043-4.
This means that, according to the definition in the ZVEI position paper (requirements for the use of halogen-free products in the electrical and electronics industry), no flame protection agents containing halogen or PVC are present in the components.

Inflammability classification

UL 94 V0/1/2

The inflammability tests for plastics have been defined by the Underwriters Laboratory (USA) in regulation UL 94. This applies to all areas of application, particularly in electrical engineering. Inflammability of the plastic material is examined in the test laboratory in a horizontal (HB - Horizontal Burn) or vertical (V - Vertical Burn) test with a naked flame. In order of increasing resistance to combustion, the evaluation classes are HB, V1, V2, V0. Test results are listed on "yellow cards" and are published annually in the Recognized Component Directory.

The flash point, the combustion point, and the ignition point of a material are decisive with regard to behavior in fire. The tests show that the classifications of UL 94 V1/2/0 are stricter than those of UL 94 HB.

The test bar is clamped vertically and flame-treated several times. Each flame treatment lasts 10 seconds. Between the flame treatments, the time until the test bar is extinguished is measured. Then the afterflame times and the drip behavior are evaluated.

This test setup is not suitable for foils and/or very thin test objects that shrink when exposed to the heat of the flame.

Phoenix Contact only uses plastics which conform to UL 94 V1/2/0.

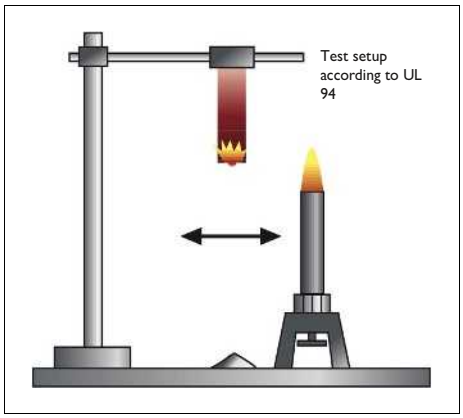

Classification	UL 94 V0	UL 94 V1	UL 94 V2	UL 94 HB
Burning time after each flame treatment	≤ 10 s	≤ 30 s	≤ 30 s	-
Total burning time after 10 flame treatments	≤ 50 s	≤ 250 s	≤ 250 s	-
Glowing time after the 2nd flame treatment	≤ 30 s	≤ 60 s	≤ 60 s	-
Complete burn-off	No	No	No	Yes
Ignition of the wadding beneath the sample	No	No	No	-

Halogen-free flame protection

DIN EN ISO 1043-4

Halogens include the chemical elements astatine, fluorine, chlorine, bromine, and iodine. One characteristic of the halogen compounds of bromine and chlorine relates to the reduction in the degree of inflammability when used in plastics. In the event of fire, poisonous corrosive gases are formed. Secondary damage attributable in part to the water used to extinguish the fire can also be caused. For this reason, Phoenix Contact does not use any flame protection systems which contain halogens or other additives. Polyamide, polycarbonate, polycarbonate/acrylonitrile butadiene styrene, acrylonitrile butadiene styrene, and polyolefines feature halogen-free flame protection systems.

Aging test

IEC 60947-7-1/-2

Terminal blocks are characterized, among other things, by long life cycles and their ability to safely withstand continuous temperatures of +125°C. In order to ensure that the printing of these terminal blocks also meets these requirements, Phoenix Contact uses marking materials with heat stabilizers.

To simulate usage over several years, the marking materials, together with the terminal blocks or conductors, are subjected to a defined temperature cycle in the climate cabinet. The minimum temperature in the climate cabinet is set to +20°C and the maximum temperature to +120°C (+80°C for PVC). The test objects reach the maximum permissible operating temperature during the warming phase and the 10-minute pause phase. The cooling down phase follows. This test consists of a total of 192 cycles.

Without exception, Phoenix Contact marking materials are tested according to IEC 60947-7-1/-2. All plastics used also have sufficient safety reserves.

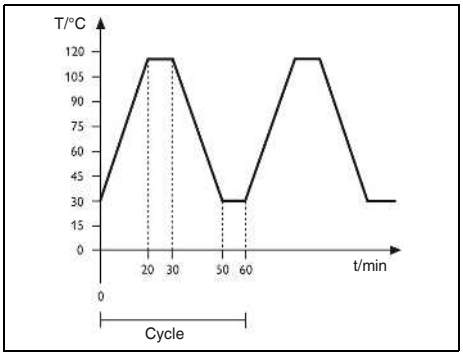

Temperature in relation to time

Resistance to oil and chemicals

According to DIN EN ISO 175

Physical and/or chemical processes/reactions can occur as a result of external media, such as liquids or gases. This can result in a change to the plastic's properties. The plastic can be damaged or even destroyed. Imprints and labels can also be affected by these changes.

In order to prevent this from happening, Phoenix Contact uses only plastics and printing/marking materials which have been tested based on DIN EN ISO 175.

Chemical	Weight %
Alkalis	
Sodium hydroxide solution	3
Potassium hydroxide solution	3
Ammonium hydroxide (ammonia water)	25
Alcohols	
Ethanol	100
1-propanol	100
2-propanol	100
Diethylene glycol	100
Aldehyde/ketones	
Ethyl acetate	100

Chemical	Weight %
Oils, greases, aliphatic and aromatic hydrocarbons	
IRM 902	100
IRM 903	100
ASTM No.1	100
Xylol	100
Test benzene (180/220)	100
Hycut SU 68	100
Hycut SET 46	100
Shell Tellus 92	100
Aqueous salt solutions	
Sodium chloride	5
Potassium chloride	5
Ammonium chloride (ammonia solution)	100

UV light resistance

According to DIN EN ISO 4892-2 and DIN EN ISO 60068-2-5

UV-B components restrict mechanical properties in plastics. As a consequence, imprints and labels can be damaged to a greater or lesser extent dependent upon the type of plastic.

Marking materials from Phoenix Contact can be stored in dry as well as humid atmospheres under UV radiation and are tested in accordance with the aforementioned standards.



Corrosion test

DIN 50018

Extreme ambient influences impose demanding requirements on components and their Marking and labeling.

The following test method, based on DIN 50018, describes the corrosion test in an alternating condensation climate with an atmosphere that contains sulfur dioxide.

Two liters of distilled water and one liter of SO_2 gas are introduced into a climate cabinet. During the test and at a test temperature of 40°C, an acidic atmosphere is formed, which affects the material surfaces of the test objects. After a testing time of eight hours, the test objects are left to dry for 16 hours with the door open. Finally, a microscopic visual check is performed.

All marking materials used by Phoenix Contact conform to this demanding standard and are resistant to aggressive substances.

Salt spray

IEC 60068-2-11/-52

In the shipbuilding industry in particular, technical components must be marked in a way that is legible at all times in corrosive atmospheres. The salt content of the air in combination with the increased humidity places high demands on the imprints and materials used. The impact of the climate at sea can be simulated on the basis of IEC 60068-2-11/-52.

The resistance of the materials is tested with salt spray in a corrosive atmosphere. The test objects are placed in the test chamber and subjected to a finely dosed spray of 5% sodium chloride solution (NaCl; pH value 6.5 - 7.2) at a temperature of +35°C for a period of 96 hours. A microscopic inspection is performed after the test.

Phoenix Contact marking materials fulfill these stringent requirements and can be used even in extreme climatic conditions.

Resistance to solvents

According to EN 60464-2:2001

Markings and imprints must be able to withstand a variety of different solvent vapors. According to the aforementioned standard, imprints and markings are stored in an acetone, n-hexane, and ethanol atmosphere for 10 days, after which they must continue to be legible.

Phoenix Contact marking materials are solvent-resistant and fulfill the stringent requirements.

Scratch resistance

According to DIN EN ISO 1518

Markings and imprints must also be resistant to point and/or linear mechanical loads.

For this reason, Phoenix Contact tests all markings and imprints for scratch resistance in accordance with the aforementioned standard. The test is carried out by applying a scratching tool with a hemispherical tip (1 mm in diameter) to the test objects. Depending on the printing procedure, a force of between 2 N and 6 N is applied. This is followed by a visual and microscopic inspection of the test objects. Phoenix Contact marking materials fulfill these high mechanical requirements.



Resistance to abrasion

According to KIMW 003, Part 1 In-house standard of the Lüdenscheid Plastics Institute

Markings and imprints must be resistant to surface loads. The aforementioned in-house standard prescribes the grouping of labels and imprints into load classes. A felt disk (hardness H1 according to DIN 61200) is subjected to various numbers of strokes (1000, 10,000, 30,000) with a pressure force of 1 N, 2 N, and/or 4 N. Imprints are classified into the various load classes defined in the in-house standard on the basis of the pressure force and the number of strokes at which they sustain damage.

Phoenix Contact imprints and markings meet the requirements of the highest load class K9 (30,000 strokes with a 4 N pressure force).

Abrasion and wipe resistance

According to DIN EN 61010-1

Markings and imprints must be resistant to standard industrial cleaning agents. The aforementioned standard prescribes the use of a soft cloth with water, isopropanol, petroleum ether, and n-hexane to clean markings and imprints. They must remain clearly legible after cleaning.

Phoenix Contact marking materials fulfill the stringent requirements as regards abrasion and wipe resistance and can be used in all applications.

Vibration resistance

According to IEC 60068-2-6

This test demonstrates the vibration resistance and the tight fit of the marking materials under the influence of continuous vibrations. Harmonic, sinusoidal vibrations are applied to the test object to simulate rotating, pulsating or oscillating forces. The test is performed on each of the three spatial axes (x, y, z). In the test, the objects run through a frequency range of 3 Hz to 150 Hz at a speed of one octave per minute. The r.m.s. value of the acceleration is up to 50 m/s². The test objects are tested in the three axes for two hours each. The marking materials must not be damaged in such a way that would impair their continued use.

All Phoenix Contact marking materials meet the requirements of the standard and are particularly suitable for applications in which they are subjected to high levels of vibration.

Vibration test

According to DIN EN 61373 - broadband noise (intensity according to DIN EN 50155)

In many applications and especially in traffic technology, marking materials are subjected to vibrations and shocks. For a practical simulation of vibration stress, the test objects are tested for vibration resistance at increasing and decreasing frequencies and amplitudes. In the test, the objects run through a frequency range of 5 Hz to 150 Hz. The r.m.s. value of the acceleration is up to 42.5 m/s². The test objects are tested for five hours in each of the three axes (x, y, z). The components and marking materials must not be damaged in such a way that would impair their continued use.

All Phoenix Contact marking materials fulfill these stringent vibration requirements.

Grid test

According to DIN EN ISO 2409

A Sellotape test is conducted based on DIN EN ISO 2409. A transparent strip of self-adhesive tape with an adhesive strength of 10 ± 1 N is attached to the imprint or marking to be tested. It is then pulled away from the surface at an angle of 60° to the direction of tensile force at a speed of 1 cm/s.

There should be no marks from the print on the adhesive tape after the test.

Phoenix Contact marking materials meet the requirements of this standard. They are tough and resistant to peeling.

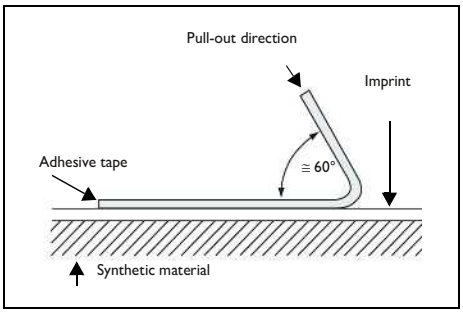

Test setup

Adhesive strength test

According to FINAT test method No. 2

This test is used to compare the adhesive strength of labels on a variety of base materials. To this end, a strip of labels (25 mm x 175 mm) is applied to the respective base material with a specified force. After a defined storage period, the strip is removed from the base material at an angle of 90° and a speed of 300 mm/min. The adhesive strength is specified in N/25 mm. The test therefore enables the most suitable label to be selected for the application.

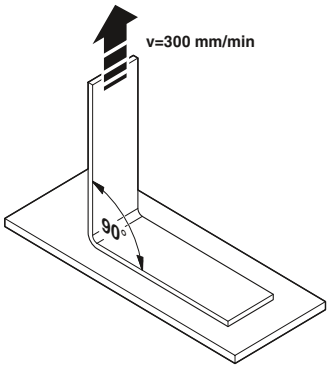

Cutting

Shear cutting

Ratchet-driven cable cutters are a quick and reliable solution for cutting conductors and cables in the upper cross-section range up to 1400 mm². Special cutting geometries help to ensure that the tool is easily accessible and can be relied upon to produce burr-free right-angle cuts. In this cutting procedure, which is also known as shear cutting, the two blades move towards and past one another and cut (shear) the material without burring. DIN 8588 describes this procedure as severing.

Bite cutting

During bite cutting, the material is severed by two wedge-shaped blades moving in opposite directions. The wedge angle set for the blades is deliberately large and stable. In addition to the hardening of the entire tool, the cutting area is subsequently hardened again inductively to 62 HRC. This makes it possible to sever even extremely hard materials such as piano wire and spring steel with a tensile strength of up to 2300 N/mm² without damaging the tool. Bite cutting is suitable only to a limited extent for cutting through cables and lines.

The high-quality CUTFOX cutting tools from Phoenix Contact can be relied upon for long-term stability and permanently consistent results.



Shear cutting



Bite cutting

Stripping

Stripping describes the removal of the insulation of conductors up to 16 mm². In the case of larger conductor cross sections and multiple-wire and multi-layer conductors and cables, only the outer insulation sheath is removed. The length of the insulation to be removed varies according to the terminal point and connector. Removing the insulation must not damage either the single inner wires or the braided shield. The remaining insulation must also remain intact, although pressure points on and color changes in the insulation material are permitted. Further faults that need to be prevented are stipulated in DIN IEC 60352.

Suitable blade geometries are used to process special insulation materials. V blades are used for both hard (e.g., Teflon/Radox®) and soft rubber insulations (silicone).

Phoenix Contact WIREFOX automatic stripping pliers can remove insulation quickly and correctly.



Cable stripped correctly according to DIN IEC 60352

Cable stripped incorrectly according to DIN IEC 60352

Crimping/pressing/crushing

Crimping describes the joining of contact and conductor mechanically. In addition to crimping, two other terms are used dependent upon the type of deformation. A distinction is made between squeezing (for insulated cable lugs) and pressing (for ferrules and non-insulated cable lugs). Slip-on blade connectors are described as being crimped.

A number of important points must be considered in order to establish a reliable connection between contact and conductor:

– The conductor must be prepared correctly
– The contact and the conductor must be compatible
– The conductor must be positioned correctly in the contact
– A suitable crimping tool must be selected

Professional crimping pliers are always equipped with a releasing pressure lock. They unlock as soon as the required crimping pressure is attained, thus ruling out the possibility of too little pressure. This guarantees the user a consistent crimping result with maximum pull-out values.

The DIN EN 60352-1 and DIN EN 60999-1 standards are among the references used to assess crimping results. In addition to a variety of electrical and mechanical tests, conductor pull-out tests are the decisive criterion.

All Phoenix Contact crimping tools have been adjusted and tested according to valid standards. They ensure gas-tight crimping that will remain stable in the long-term.

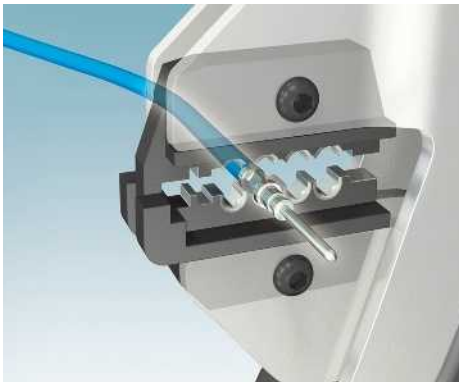

Pressing



WM crimp
For crimping ferrules according to DIN 46228-1 and DIN 46228-4. Areas of application: for conductor sizes 10 - 50 mm².

B crimp
For crimping non-insulated slip-on blade connectors and slip-on sleeves. Areas of application: for conductor sizes 0.1 - 6 mm².

Hex crimp
For crimping non-insulated tubular cable lugs, coaxial connectors, and fiber optic connectors. Areas of application: for conductor sizes 0.5 - 6 mm². Coaxial: 1.73 mm, 2.54 mm, 8.23 mm, 10.54 mm, and 10.9 mm. FO: 3.25 mm, 3.84 mm, 4.52 mm, 5.0 mm, and 5.41 mm.

Square crimp
For crimping ferrules according to DIN 46228. Areas of application: for conductor sizes 0.14 - 10 mm².

Indent/prong crimp
For crimping non-insulated cable lugs. Areas of application: for conductor sizes 0.75 - 10 mm².

Trapezoid crimp
For crimping ferrules according to DIN 46228-1 and DIN 46228-4. Areas of application: for conductor sizes 0.25 - 10 mm².

Oval crimp
For crimping insulated cable lugs and connectors. Areas of application: for conductor sizes 0.1 - 6 mm².

Double indent crimp
For crimping non-insulated cable lugs. Areas of application: for conductor sizes 0.75 - 10 mm².

Conductor pull-out test

DIN EN 60352-2

In practice, crimping points can be affected by tensile forces during wiring or operation. Therefore, crimped contacts must offer a high degree of mechanical safety. To test the tensile load capacity of the crimp, a predefined cross-sectional tensile force is applied for a period of 60 seconds. The tensile force exerts stress on the conductor at the crimping point. The crimp must withstand the load without sustaining damage.

The test results for Phoenix Contact contacts are significantly higher than the minimum values required by the standard.



Conductor cross sections/conductor pull-out forces

Structure and dimensions of connecting cables

Conductor pull-out forces			Crimping sleeves	Ferrules	Ferrules
	Metric conductor cross section	Comparable conductor cross section	DIN EN 60352-2 (11/2006)	IEC EN 60999 [1] (up to 35 mm²)	IEC EN 60947-7-1 (35 mm² and above)
AWG/kcmil	[mm²]	[mm²]	[N] [2]	[N] [3]	[N] [3]
30	0.0507	0.05	6		
(29)	0.0647				
28	0.0804	0.08	11		
(27)	0.102				
26	0.128	0.12	15		
(25)	0.163	0.14	18		
24	0.205	0.22	28	10	
(23)	0.259	0.25	32		
22	0.325	0.32	40	15	
(21)	0.412				
20	0.519	0.5	60	20	
(19)	0.653	0.75	85	30	
18	0.824	0.82	90	30	
(17)	1.04	1	108	35	
16	1.307	1.3	135	40	
(15)	1.651	1.5	150	40	
14	2.082	2.1	200	50	
(13)	2.627	2.5	230	50	
12	3.307	3.3	275	60	
(11)	4.169	4	310	60	
10	5.26	6	360	80	
(9)	6.633				
8	8.367	8.4	370	90	
(7)	10.55	10	380	90	
6	13.229			100	
(5)	16.767	16			
4	21.148			135	
(3)	26.667	25		156	
2	33.624	35		190	
1	42.406				236
0	53.482	50			236
00	67.43	70			285
000	85.014	95			351
0000	107.22	120			427
250 kcmil	127	120			427
300 kcmil	152	150			427
350 kcmil	177	185			503
400 kcmil	203				503
500 kcmil	253	240			578
600 kcmil	304	300			578

[1]) DIN 57609 has been replaced by IEC EN 60999.
[2]) Pull-out values for open and closed crimping sleeves and insulated crimping sleeves.
[3]) Pull-out values for ferrules, insulated and non-insulated.

Gas tightness

Corrosion-free contact areas are a prerequisite for high-performance and low-resistance connections. The corrosion test described below shows that when used correctly at contact points, Phoenix Contact crimping tools and connectors achieve a permanent gas-tight connection that remains intact even when exposed to aggressive substances.

The test method, which is based on DIN 50018, describes the corrosion test in an alternating condensation climate with an atmosphere that contains sulfur dioxide.

Two liters of distilled water and one liter of SO_2 gas are introduced into a climate cabinet. At a test temperature of 40°C, acidic compounds < Ph 7 form during the test and attack the metal surfaces. After a testing time of eight hours, the test objects are left to dry for 16 hours with the door open. A visual check follows. Before and after the corrosion test, the contact resistance of the contacts is recorded according to DIN EN 60512-2-1:2002. Changes that can be attributed to the effects of corrosion are investigated.

Color codes

Conductors are marked in different colors so that different types can be identified more easily. Conductor cross sections and their corresponding color codes are listed in the table.

Conductor cross section		Color
[mm²]	AWG	
0.1 - 0.5	26 - 20	yellow/light green
0.25 - 0.75	24 - 18	green
0.5 - 1.5	20 - 16	red
1.5 - 2.5	16 - 14	blue
4 - 6	12 - 10	yellow
10	8	red
16	6	blue
25	4	yellow

Tightening torque of terminal block screws

DIN EN 60947-1

Table 4 of the standard specifies the tightening torque to demonstrate the mechanical strength of screw connections/screw terminal blocks.

Although these torques are sufficient for connecting conductors with Phoenix Contact terminal blocks,

The table opposite lists recommended tightening torques which differ from those in this standard and will ensure gas-tight connections that remain stable in the long term.

Phoenix Contact torque screwdrivers can be set to the corresponding torques.

Extract from DIN EN 60947-1/EN 60947-1, Table 4

The torque according to IEC/EN and the recommended tightening torque for Phoenix Contact terminal blocks are specified.

Head screw with slot	
Thread	**Torque**
	[Nm]
M1.6	0.1*
M2.0	0.2*
M2.5 (M2.6)	0.4*
M3	0.5*
M4	1.2*
M4.5	1.8*
M5	2.0*
M6	2.5*
M8	3.5*
M10	4.0*/10**
M12	14**
M14	19**
M16	25**
M20	36**
M24	50**

* Valid for nuts and screws tightened with screwdrivers.
**Valid for nuts and screws that can be tightened with tools other than screwdrivers.

Color designations

Color	Code
White	WH
Red	RD
Blue	BU
Green	GN
Yellow	YE
Gray	GY
Brown	BN
Orange	OG
Black	BK
Turquoise	TQ
Ivory	IV
Beige	BE
Olive	OL

DIN rails

DIN rails/protective conductor busbars
Extract from IEC 60947-7-2/EN 60947-7-2/DIN EN 60947-7-2/VDE 0611-3

Phoenix Contact type	Rail profile	Material	Short-circuit current rating ≙ E CU conductor [mm²]*	Short-time withstand current 1 s [kA]	Max. permissible thermal nominal current for PEN function [A]
NS 15 UNPERF 2000MM	DIN rail, acc. to EN 60715 – 15 x 5.5	Steel	10	1.2	* *
NS 15 PERF 2000MM	DIN rail, acc. to EN 60715 – 15 x 5.5	Steel	10	1.2	* *
NS 15-AL PERF 2000MM	DIN rail, dimensions acc. to EN 60715 – 15 x 5.5	Aluminum	16	1.92	76
NS 32 UNPERF 2000MM	G-profile rail, acc. to EN 60715 – G 32	Steel	35	4.2	* *
NS 32 PERF 2000MM	G-profile rail, acc. to EN 60715 – G 32	Steel	35	4.2	* *
NS 32-CU/35 QMM UNPERF 2000MM	G-profile rail, dimensions acc. to EN 60715 – G 32	Copper	120	14.4	269
NS 32-CU/120 QMM UNPERF 2000MM	G-profile rail, similar to EN 60715 – G 32	Copper	150	18.0	309
NS 35/7,5 UNPERF 2000MM	DIN rail, acc. to EN 60715 – 35 x 7.5	Steel	16	1.92	* *
NS 35/7,5 PERF 2000MM	DIN rail, acc. to EN 60715 – 35 x 7.5	Steel	16	1.92	* *
NS 35/7,5 ZN UNPERF 2000MM	DIN rail, similar to EN 60715 – 35 x 7.5	Steel	16	1.92	* *
NS 35/7,5 ZN PERF 2000MM	DIN rail, similar to EN 60715 – 35 x 7.5	Steel	16	1.92	* *
NS 35/7,5 V2A UNPERF 2000MM	DIN rail, similar to EN 60715 – 35 x 7.5	Steel	16	1.92	* *
NS 35/7,5-CU UNPERF 2000MM	DIN rail, similar to EN 60715 – 35 x 7.5	Copper	50	6.0	150
NS 35/7,5-AL UNPERF 2000MM	DIN rail, similar to EN 60715 – 35 x 7.5	Aluminum	35	4.2	125
NS 35/15-2,3 UNPERF 2000MM	DIN rail, acc. to EN 60715 – 35 x 15	Steel	50	6.0	* *
NS 35/15 UNPERF 2000MM	DIN rail, similar to EN 60715 – 35 x 15	Steel	25	3.0	* *
NS 35/15 PERF 2000MM	DIN rail, similar to EN 60715 – 35 x 15	Steel	25	3.0	* *
NS 35/15 ZN UNPERF 2000MM	DIN rail, similar to EN 60715 – 35 x 15	Steel	25	3.0	* *
NS 35/15 ZN PERF 2000MM	DIN rail, similar to EN 60715 – 35 x 15	Steel	25	3.0	* *
NS 35/15-CU UNPERF 2000MM	DIN rail, similar to EN 60715 – 35 x 15	Copper	95	11.4	232
NS 35/15-AL UNPERF 2000MM	DIN rail, similar to EN 60715 – 35 x 15	Aluminum	70	8.4	192

* Cross sections calculated according to IEC 60439-1/EN 60439-1/DIN EN 60439-1/VDE 0660-500.
* * Protective conductor busbars made of steel may not be used for the PEN function.

Clearances and creepage distances

IEC 60947-7-1/UL 1059

Carrying out a dimensional check of clearances and creepage distances confirms that electrical insulation properties are adequate with respect to the following:

– Application
– Expected pollution
– Ambient conditions

The minimum distances are defined in IEC 60947-1 and UL 1059.

The distance is verified by measuring between two neighboring terminal blocks and the support, taking into account the shortest distances.

For the clearance, this means:

It is the shortest distance in the air between two conductive parts. The deciding factors for rating the minimum clearance values are the rated surge voltage and the surge voltage category of the terminal block.

For the creepage distances, this means:

It is the shortest distance along the insulating body between two conductive parts. The deciding factors for determining the minimum creepage distance are the rated voltage, the pollution degree, and the insulation material group of the terminal block.

The minimum values can be taken from the tables of the relevant standards.

IEC 60947-7-1

Phoenix Contact terminal blocks are designed with surge voltage category III and pollution degree 3 with the required distances.

UL 1059

Phoenix Contact terminal blocks are generally designed for a nominal voltage of 600 V in Use Group C.

Detailed information can be found in the data sheets or the catalog documentation.

UL Use Group	Definition	Max. voltage [V]
A	Operating elements, consoles, and similar	150 300 600
B	Conventional devices, including office and electronic data processing equipment and similar	150 300 600
C	Industrial applications, without restrictions	150 300 600
D	Industrial applications, equipment with limited rating	300 600

Certification bodies and safety marks

Certification bodies and approvals	Country code
IECEE CB Scheme (in combination with certifying body)	International
CENELEC Certification Agreement (CCA inspection report) (in combination with certifying body)	EU
Canadian Standards Association (CSA)	CA
Canadian Standards Association (CSA) - CSA approval for the USA -	US
Canadian Standards Association. (CSA) Combined logo - CSA approval for Canada and the USA -	CA US
Underwriters Laboratories Inc. (UL)	US
Underwriters Laboratories Inc. (UL) - UL approval for Canada -	CA
Underwriters Laboratories Inc. (UL) Combined logo - UL approval for the USA and Canada -	US CA
INSIEME PER LA QUALITA'E LA SICUREZZA	IT
Eurasian Conformity	BY KZ RU
DEKRA Certification B.V.	NL
Österreichischer Verband für Elektrotechnik	AT
electrosuisse SEV Verband für Elektro-, Energie- und Informationstechnik	CH
Verband Deutscher Elektrotechniker e.V. (VDE) – Approval of drawings – Reports with production monitoring	DE
Berufsgenossenschaft (BG) GS - Geprüfte Sicherheit	DE
Intertek ETL Listed - Approval for the USA -	US
Intertek ETL Listed - Approval for Canada -	CA
Intertek ETL Listed - Approval for the USA and Canada -	US CA
TÜV Rheinland Industrie Service GmbH	DE
China Compulsory Certificate	CN

Explosion protection	Country code
International Electrotechnical Commission	International
DEKRA Certification B.V.	NL
Physikalisch-Technische Bundesanstalt	DE
KIWA Nederland B.V.	NL
QS Schaffhausen AG	CH
VTT Expert Services Oy	FI
IBExU Institut für Sicherheitstechnik GmbH	DE
TÜV Rheinland do Brasil	BR
Technischer Überwachungsverein Nord	DE
DEKRA EXAM GmbH	DE
Canadian Standards Association (CSA)	CA
Canadian Standards Association (CSA) - CSA approval for the USA -	US
Canadian Standards Association. (CSA) Combined logo - CSA approval for Canada and the USA -	CA US
Underwriters Laboratories Inc. (UL)	US
Underwriters Laboratories Inc. (UL) - UL approval for Canada -	CA
Underwriters Laboratories Inc. (UL) Combined logo - UL approval for the USA and Canada -	US CA
FM Approvals	US
Eurasian Conformity for Ex-products	BY KZ RU

Ship classification societies	Country code
Bureau Veritas	FR
Germanischer Lloyd AG	DE
Lloyd's Register of Shipping	GB
Nippon Kaiji Kyokai	JP
Det Norske Veritas	NO
Polski Rejestr Statków	PL
Russian Maritime Register of Shipping	RU
Korean Register of Shipping	KR
American Bureau of Shipping	US

For up-to-date modifications or supplements
to the catalog contents, please visit:
phoenixcontact.net/webcode/#0132

MNR.52006871/2015-04-05/00
Printed in Germany
© PHOENIX CONTACT 2015

PHOENIX CONTACT
INSPIRING INNOVATIONS

Общество с ограниченной ответственностью «МосЧип» ИНН 7719860671 / КПП 771901001
Адрес: 105318, г.Москва, ул.Щербаковская д.3, офис 1107

Данный компонент на территории Российской Федерации

Вы можете приобрести в компании MosChip.

Для оперативного оформления запроса Вам необходимо перейти по данной ссылке:

http://moschip.ru/get-element

Вы можете разместить у нас заказ для любого Вашего проекта, будь то серийное производство или разработка единичного прибора.

В нашем ассортименте представлены ведущие мировые производители активных и пассивных электронных компонентов.

Нашей специализацией является поставка электронной компонентной базы двойного назначения, продукции таких производителей как XILINX, Intel (ex.ALTERA), Vicor, Microchip, Texas Instruments, Analog Devices, Mini-Circuits, Amphenol, Glenair.

Сотрудничество с глобальными дистрибьюторами электронных компонентов, предоставляет возможность заказывать и получать с международных складов практически любой перечень компонентов в оптимальные для Вас сроки.

На всех этапах разработки и производства наши партнеры могут получить квалифицированную поддержку опытных инженеров.

Система менеджмента качества компании отвечает требованиям в соответствии с ГОСТ Р ИСО 9001, ГОСТ РВ 0015-002 и ЭС РД 009

Офис по работе с юридическими лицами:

105318, г.Москва, ул.Щербаковская д.3, офис 1107, 1118, ДЦ «Щербаковский»

Телефон: +7 495 668-12-70 (многоканальный)

Факс: +7 495 668-12-70 (доб.304)

E-mail: info@moschip.ru

Skype отдела продаж:
moschip.ru
moschip.ru_4
moschip.ru_6
moschip.ru_9