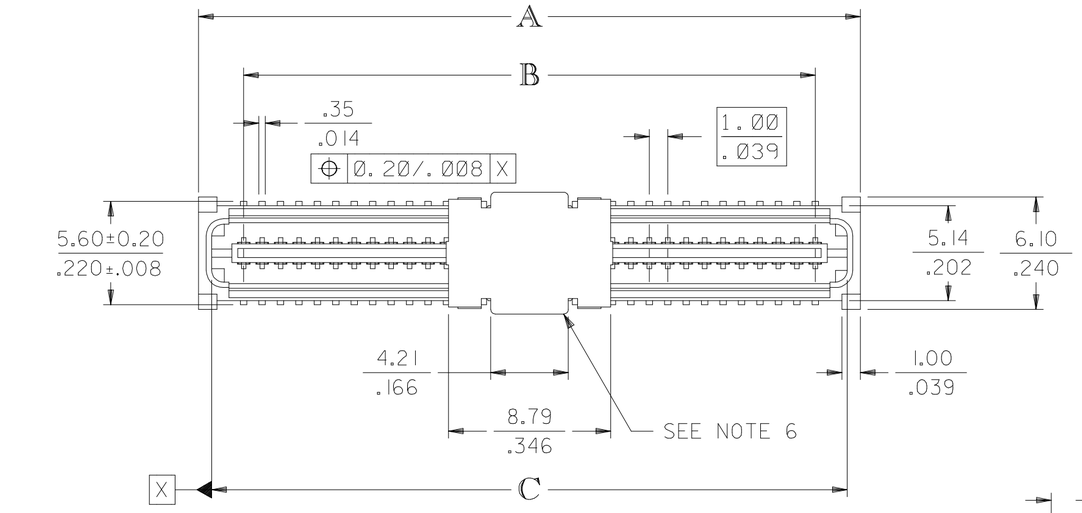

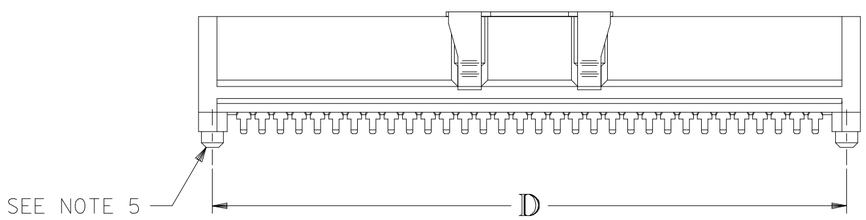

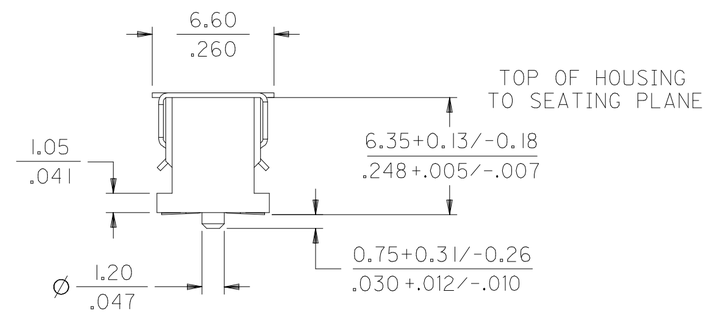

CIRCUIT SIZE	DIM. A	DIM. B	DIM. C	DIM. D
20	13.90 / .547	9.00 / .354	12.58 / .495	12.40 / .488
30	18.90 / .744	14.00 / .551	17.58 / .692	17.40 / .685
40	23.90 / .941	19.00 / .748	22.58 / .889	22.40 / .882
50	28.90 / 1.138	24.00 / .945	27.58 / 1.086	27.40 / 1.079
60	33.90 / 1.335	29.00 / 1.142	32.58 / 1.283	32.40 / 1.276
64	35.90 / 1.413	31.00 / 1.220	34.58 / 1.361	34.40 / 1.354
70	38.90 / 1.531	34.00 / 1.339	37.58 / 1.480	37.40 / 1.472
80	43.90 / 1.728	39.00 / 1.535	42.58 / 1.676	42.40 / 1.669
84	45.90 / 1.807	41.00 / 1.614	44.58 / 1.755	44.40 / 1.748
90	48.90 / 1.925	44.00 / 1.732	47.58 / 1.873	47.40 / 1.866
100	53.90 / 2.122	49.00 / 1.929	52.58 / 2.070	52.40 / 2.063
110	58.90 / 2.319	54.00 / 2.126	57.58 / 2.267	57.40 / 2.260
120	63.90 / 2.516	59.00 / 2.323	62.58 / 2.464	62.40 / 2.457

NOTES:

1. 64-CIRCUIT PLUG ASSEMBLY WITH PEGS AND VACUUM CAP SHOWN FOR ILLUSTRATION PURPOSES ONLY.
2. HOUSING MATERIAL: G.F. THERMOPLASTIC; UL RATING: 94V-0; COLOR: WHITE
   TERMINAL MATERIAL: PHOSPHOR BRONZE; 0.205/.0080 THICK
   VACUUM CAP MATERIAL: STAINLESS STEEL; 0.255/.0100 THICK
3. COPLANARITY OF SMT TAILS: 0.10/.004 MAX.
4. PACKAGING SPECIFICATIONS: REFER TO CHART ON SHEET 2.
5. PEGS ARE OPTIONAL. REFER TO CHART ON SHEET 2.
6. VACUUM PICK & PLACE CAP IS OPTIONAL. REFER TO CHART ON SHEET 2.
7. THIS PART CONFORMS TO EIA STANDARD 700 AAAB FOR 1.0mm TWO-PART CONNECTORS FOR USE WITH PARALLEL PRINTED BOARDS.
8. THIS PART, WHEN MATED WITH MOLEX 1.0mm RECEPTACLE CONNECTOR SERIES 71439, CONFORMS TO MOLEX PRODUCT SPECIFICATION PS-71436-9999. REFER TO CHART ON SHEET 2 FOR MATED STACK HEIGHT(S) FOR THIS PLUG.
9. DIMENSIONS ARE IN MILLIMETER/INCH. INCH DIMENSIONS SHOWN FOR REFERENCE ONLY.

PLATING PER ES-88:

30 GOLD - 0.00076/.000030 MINIMUM GOLD PLATING IN CONTACT AREA,
0.0019/.000075 MINIMUM TIN PLATING IN TERMINAL AREA,
OVER 0.00127/.000050 MINIMUM NICKEL PLATING OVERALL

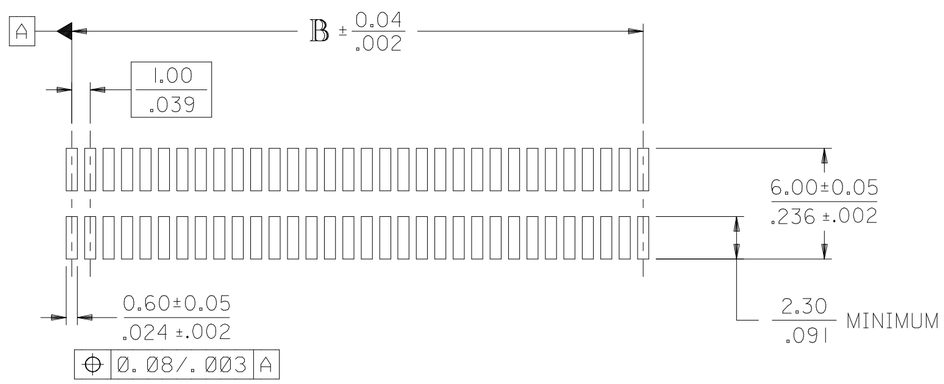

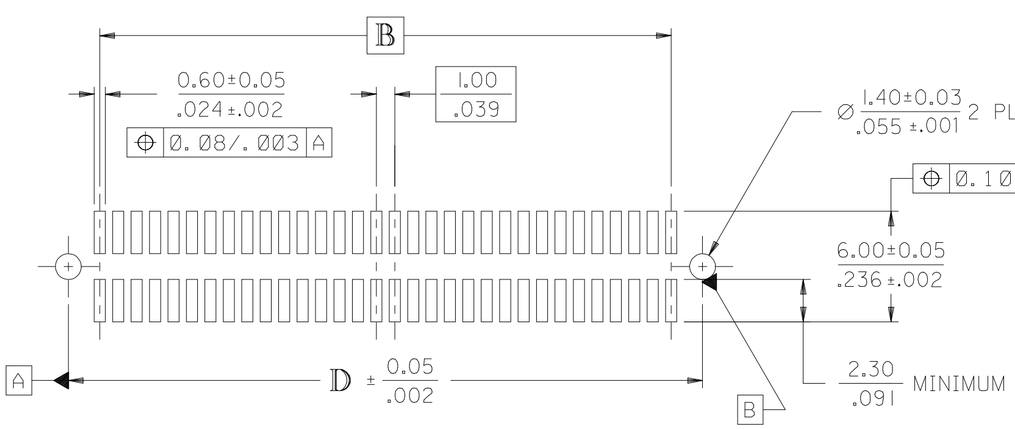

RECOMMENDED PCB LAYOUT (WITH AND WITHOUT PEGS)

RECOMMENDED PCB THICKNESS: 1.00±0.10/.039±.004 MINIMUM

SHT	REV
2	D
1	D

ADD -8464
EC NO: UCP2007-2362
DRWN:BBARKER 2007/04/03
CH'KD:MIBARRA 2007/04/04
APPR:SMILLER 2007/04/11
DESCRIPTION
REV D

QUALITY SYMBOLS
▼=0
▽=0

GENERAL TOLERANCES (UNLESS SPECIFIED)

	mm	INCH
4 PLACES	± ---	± ---
3 PLACES	± ---	± .005
2 PLACES	± 0.13	± .01
1 PLACE	± 0.25	± ---
ANGULAR ±1/2°		

DRAFT WHERE APPLICABLE MUST REMAIN WITHIN DIMENSIONS

DIMENSION STYLE: MM/IN
SCALE: 4:1
DESIGN UNITS: METRIC
THIRD ANGLE PROJECTION

DRAWN BY: RKADAMS DATE: 08/18/2004
CHECKED BY: BBARKER DATE: 08/18/2004
APPROVED BY: SMILLER DATE: 08/18/2004

TITLE: SALES ASSY, 1.0MM BOARD TO BOARD PLUG CONNECTOR 2.30/.090 STACK HEIGHT

molex MOLEX INCORPORATED

MATERIAL NO.: SEE TABLE
DOCUMENT NO.: SD-71436-001
SHEET NO.: 1 OF 2
SIZE: C

THIS DRAWING CONTAINS INFORMATION THAT IS PROPRIETARY TO MOLEX INCORPORATED AND SHOULD NOT BE USED WITHOUT WRITTEN PERMISSION

STANDARD

CIRCUIT SIZE	PLUG ASSEMBLY ITEM NUMBER		PEGS	PICK & PLACE CAP	PACKAGING SPEC. NUMBER	PACKAGING TYPE
64		71436-8164	YES	NO	PK-70873-0607	TUBE
64			YES	YES	PK-70873-0607	TUBE
64		71436-8464	YES	YES	PK-70873-063	TAPE & REEL
64			NO	NO	PK-70873-0606	TUBE
64			NO	YES	PK-70873-0606	TUBE
64		71436-8864	NO	YES	PK-70873-063	TAPE & REEL

RECOMMENDED PLUG/RECEPTACLE COMBINATION FOR
MATED STACK HEIGHT PER EIA STANDARD 700 AAAB

MATED STACK HEIGHT	RECEPTACLE HEIGHT	RECEPTACLE SERIES NO.	PLUG HEIGHT	PLUG SERIES NO.
8.00/.315	5.30/.209	71439-0***	2.30/.090	71436-8***

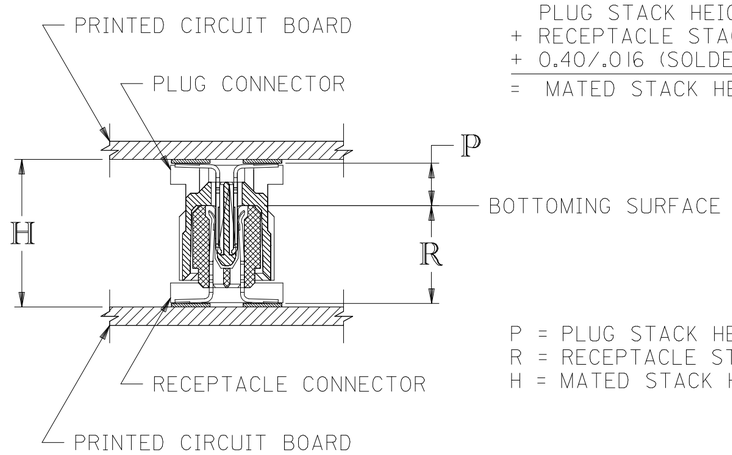

PLUG STACK HEIGHT
+ RECEPTACLE STACK HEIGHT
+ 0.40/.016 (SOLDER PASTE ALLOWANCE)
= MATED STACK HEIGHT

P = PLUG STACK HEIGHT
R = RECEPTACLE STACK HEIGHT
H = MATED STACK HEIGHT

ADD -8464
EC NO: UCP2007-2362
DRWN:BBARKER 2007/04/03
CH'KD:MIBARRA 2007/04/04
APPR:SMILLER 2007/04/11
DESCRIPTION
REV D

QUALITY SYMBOLS
▼=0
▽=0

GENERAL TOLERANCES (UNLESS SPECIFIED)

	mm	INCH
4 PLACES	± ---	± ---
3 PLACES	± ---	± ---
2 PLACES	± ---	± ---
1 PLACE	± ---	± ---
ANGULAR ±1/2°		

DRAFT WHERE APPLICABLE MUST REMAIN WITHIN DIMENSIONS

DIMENSION STYLE: MM/IN
SCALE: ---
DESIGN UNITS: METRIC
THIRD ANGLE PROJECTION

DRAWN BY	RKADAMS	DATE 08/18/2004
CHECKED BY	BBARKER	DATE 08/18/2004
APPROVED BY	SMILLER	DATE 08/18/2004

TITLE: SALES ASSY, 1.0MM BOARD TO BOARD PLUG CONNECTOR 2.30/.090 STACK HEIGHT

molex MOLEX INCORPORATED

MATERIAL NO.: SEE TABLE
DOCUMENT NO.: SD-71436-001
SHEET NO.: 2 OF 2
SIZE: C

THIS DRAWING CONTAINS INFORMATION THAT IS PROPRIETARY TO MOLEX INCORPORATED AND SHOULD NOT BE USED WITHOUT WRITTEN PERMISSION

Общество с ограниченной ответственностью «МосЧип» ИНН 7719860671 / КПП 771901001
Адрес: 105318, г.Москва, ул.Щербаковская д.3, офис 1107

Данный компонент на территории Российской Федерации

Вы можете приобрести в компании MosChip.

Для оперативного оформления запроса Вам необходимо перейти по данной ссылке:

http://moschip.ru/get-element

Вы можете разместить у нас заказ для любого Вашего проекта, будь то серийное производство или разработка единичного прибора.

В нашем ассортименте представлены ведущие мировые производители активных и пассивных электронных компонентов.

Нашей специализацией является поставка электронной компонентной базы двойного назначения, продукции таких производителей как XILINX, Intel (ex.ALTERA), Vicor, Microchip, Texas Instruments, Analog Devices, Mini-Circuits, Amphenol, Glenair.

Сотрудничество с глобальными дистрибьюторами электронных компонентов, предоставляет возможность заказывать и получать с международных складов практически любой перечень компонентов в оптимальные для Вас сроки.

На всех этапах разработки и производства наши партнеры могут получить квалифицированную поддержку опытных инженеров.

Система менеджмента качества компании отвечает требованиям в соответствии с ГОСТ Р ИСО 9001, ГОСТ РВ 0015-002 и ЭС РД 009

Офис по работе с юридическими лицами:

105318, г.Москва, ул.Щербаковская д.3, офис 1107, 1118, ДЦ «Щербаковский»

Телефон: +7 495 668-12-70 (многоканальный)

Факс: +7 495 668-12-70 (доб.304)

E-mail: info@moschip.ru

Skype отдела продаж:
moschip.ru
moschip.ru_4
moschip.ru_6
moschip.ru_9