

MODEL 810M1 ACCELEROMETER



SPECIFICATIONS

- ◆ **Piezoelectric Linear Accelerometer**
- ◆ **$\pm 25g$ & $\pm 100g$ Dynamic Ranges**
- ◆ **Wide Bandwidth to 6000Hz**
- ◆ **Circuit Board Mountable**

The Model 810M1 is a low cost, board mountable accelerometer designed for general purpose vibration measurements. The accelerometer is available in $\pm 25g$ or $\pm 100g$ range and provides a flat frequency response up to $>6kHz$. Featuring stable piezo-ceramic crystals in shear mode, the accelerometer incorporates an amplified $\pm 1.25V$ output and is offered in two measurement direction options (X or Z axis).

FEATURES

- ◆ Two Measurement Directions
- ◆ 3.3 to 5.5Vdc Excitation Voltage
- ◆ Hermetically Sealed
- ◆ Piezo-Ceramic Shear Design
- ◆ -40° to $+125^{\circ}C$ Operating Range

APPLICATIONS

- ◆ Asset Monitoring
- ◆ Data Loggers
- ◆ Impact Monitoring
- ◆ Machine Health Monitoring
- ◆ System Wake-Up Switch

PERFORMANCE SPECIFICATIONS

All values are typical at +24°C, 80Hz and 3.3Vdc excitation unless otherwise stated. TE Connectivity reserves the right to update and change these specifications without notice.

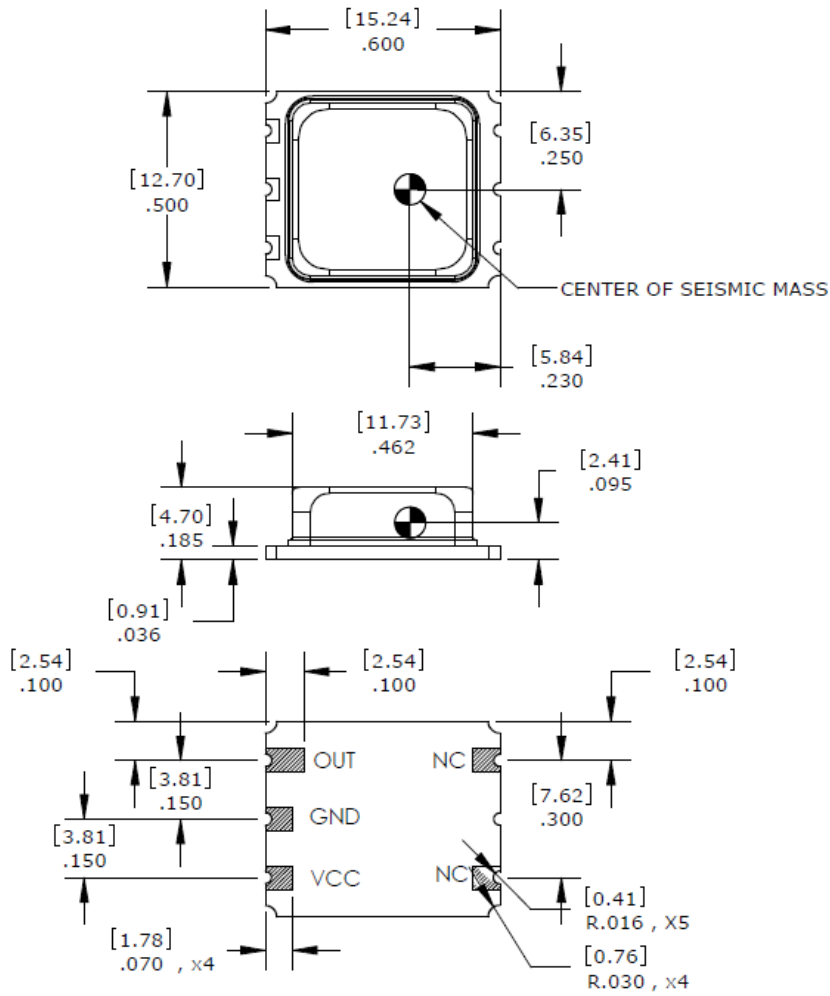
Parameters			
DYNAMIC			Notes
Range (g)	±25	±100	
Sensitivity (mV/g)	50.0	12.5	±30%
Frequency Response (Hz)	2-6000	2-6000	±1dB
Resonant Frequency (Hz)	>30000	>30000	
Non-Linearity (%FSO)	±2	±2	
Transverse Sensitivity (%)	<8	<8	
Shock Limit (g)	2000	2000	
Residual Noise (g RMS)	0.0026	0.0032	2Hz to 10kHz
Spectral Noise, 10Hz (µg√Hz)	160	160	
Spectral Noise, 100Hz (µg√Hz)	40	40	
Spectral Noise, 1kHz (µg√Hz)	16	16	
ELECTRICAL			
Bias Voltage (Vdc)	Excitation Voltage / 2		
Full Scale Output Voltage (V)	±1.25		
Total Supply Current (µA)	22		
Excitation Voltage (Vdc)	3.3 to 5.5		
Output Impedance (Ω)	<100		
Insulation Resistance (MΩ)	>100		@100Vdc
Shielding	100%		
Warm-up Time (msec)	30		
ENVIRONMENTAL			
Temperature Response (%)	-20/+30 from -40°C to +125°C		
Operating Temperature (°C)	-40 to +125		
Storage Temperature (°C)	-40 to +125		
Humidity	Hermetically Sealed		
PHYSICAL			
Sensing Element	Ceramic (shear mode)		
Case Material	Ceramic Base, Nickel Silver Cover		
Weight (grams)	3.0		
Mounting	Solder		

Calibration supplied: CS-SENS-0100 NIST Traceable Amplitude Calibration at 80Hz

The information in this sheet has been carefully reviewed and is believed to be accurate; however, no responsibility is assumed for inaccuracies. Furthermore, this information does not convey to the purchaser of such devices any license under the patent rights to the manufacturer. TE Connectivity reserves the right to make changes without further notice to any product herein. TE Connectivity makes no warranty, representation or guarantee regarding the suitability of its product for any particular purpose, nor does TE Connectivity assume any liability arising out of the application or use of any product or circuit and specifically disclaims any and all liability, including without limitation consequential or incidental damages. Typical parameters can and do vary in different applications. All operating parameters must be validated for each customer application by customer's technical experts. TE Connectivity does not convey any license under its patent rights nor the rights of others.

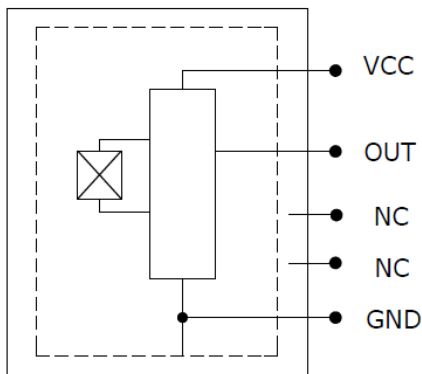
MODEL 810M1 ACCELEROMETER

DIMENSIONS



SCHEMATIC

ACCELEROMETER

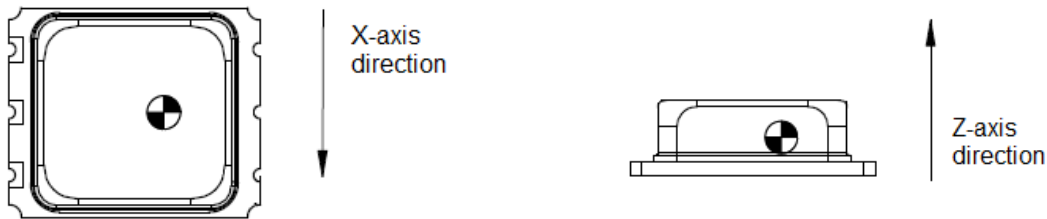


MODEL 810M1 ACCELEROMETER

ORDERING INFORMATION

810M1	GGGG	X
Range 0025=25g 0100=100g		
Measurement Direction (see figures below) X=X-axis Z=Z-axis		

Examples;
810M1-0025X
Model 810M1, 25g range, X-axis measurement



NORTH AMERICA

Measurement Specialties, Inc.,
a TE Connectivity Company
Tel: 800-522-6752
customercare.hmp1@te.com

EUROPE

MEAS France SAS
a TE Connectivity Company
Tel: +31 73 624 6999
customercare.lcsb@te.com

ASIA

Measurement Specialties (China), Ltd.,
a TE Connectivity Company
Tel: 0400-820-6015
customercare.shzn@te.com

TE.com/sensorsolutions

MEAS France SAS and Measurement Specialties (China), Inc., are TE Connectivity companies.

TE Connectivity, TE, TE connectivity (logo) are trademarks. All other logos, products and/or company names referred to herein might be trademarks of their respective owners.

The information given herein, including drawings, illustrations and schematics which are intended for illustration purposes only, is believed to be reliable. However, TE Connectivity makes no warranties as to its accuracy or completeness and disclaims any liability in connection with its use. TE Connectivity's obligations shall only be as set forth in TE Connectivity's Standard Terms and Conditions of Sale for this product and in no case will TE Connectivity be liable for any incidental, indirect or consequential damages arising out of the sale, resale, use or misuse of the product. Users of TE Connectivity products should make their own evaluation to determine the suitability of each such product for the specific application.

© 2017 TE Connectivity Ltd. All Rights Reserved.

Данный компонент на территории Российской Федерации

Вы можете приобрести в компании MosChip.

Для оперативного оформления запроса Вам необходимо перейти по данной ссылке:

<http://moschip.ru/get-element>

Вы можете разместить у нас заказ для любого Вашего проекта, будь то серийное производство или разработка единичного прибора.

В нашем ассортименте представлены ведущие мировые производители активных и пассивных электронных компонентов.

Нашей специализацией является поставка электронной компонентной базы двойного назначения, продукции таких производителей как XILINX, Intel (ex.ALTERA), Vicor, Microchip, Texas Instruments, Analog Devices, Mini-Circuits, Amphenol, Glenair.

Сотрудничество с глобальными дистрибьюторами электронных компонентов, предоставляет возможность заказывать и получать с международных складов практически любой перечень компонентов в оптимальные для Вас сроки.

На всех этапах разработки и производства наши партнеры могут получить квалифицированную поддержку опытных инженеров.

Система менеджмента качества компании отвечает требованиям в соответствии с ГОСТ Р ИСО 9001, ГОСТ РВ 0015-002 и ЭС РД 009

Офис по работе с юридическими лицами:

105318, г.Москва, ул.Щербаковская д.3, офис 1107, 1118, ДЦ «Щербаковский»

Телефон: +7 495 668-12-70 (многоканальный)

Факс: +7 495 668-12-70 (доб.304)

E-mail: info@moschip.ru

Skype отдела продаж:

moschip.ru

moschip.ru_4

moschip.ru_6

moschip.ru_9