

100mA-400mA EOL – Last Buy Date is Jun 30, 2020  
 No replacements for these ratings

# Type MJS

## Lightning Surge Withstand Fuse

HF  MJS Series, 5x15mm Glass Tube Lightning Surge Withstand Fuse RoHS 2 Compliant

### Description

MJS fuses have been used for Tip and Ring protection in telecommunication circuits. And they continue to be used in legacy designs. However, with advent of new issues of IEC/UL 60950 and Telcordia GR-1089(Issue 3). MJS fuses may no longer meet all test requirements, depending on the end product circuit design. It is recommended that Types RJS and SMP be evaluated for all new telecommunication applications.

### Features

- Meet UL and CSA standard 248-14
- Wide operating temperature range
- Bulk and Tape & Reel packing available
- RoHS 2 compliant
- Halogen Free
- Lead Free


### Applications

- Provide individual protection for components or internal circuits.
- Power supplies
  - Battery charger
  - Monitor
  - Adapter
  - Telecom protection

LEAD FREE =   
 HALOGEN FREE = 



### Physical Specifications

Materials	Body : Glass
	Cap : Nickel Plated Brass Caps
	Leads : Matte Tin Plated Copper, Diameter 0.032"
Marking	On Fuse :
	"bel", "MJS", "Current Rating", "Voltage Rating",
	"Appropriate Safety Logos", "✓" ( RoHS 2 compliant)
	On Label :
	"bel", "MJS", "Current Rating", "Voltage Rating", "Interrupting Rating", "Appropriate Safety Logos" and "✓", "  "(China RoHS compliant).




### Electrical Characteristics (UL/CSA STD.248-14)

Testing Current	Blow Time	
	Minimum	Maximum
100%	4 hrs.	N/A
135%	N/A	1 Hr.
200%	3 sec	20 sec
500%	100 msec	1.5 sec
1000%	30 msec	300 msec



FIG A

### Safety Agency Approvals

Safety Agency	Safety Agency Certificate	Voltage Rating (V)	Ampere Range / Volt @ I.R. ability*
	E20624	100mA-7A/ 250V AC	100mA-7A/125V AC@10,000A
	LR39772		100mA-7A/250V AC@200A
	JET1037-31003-1011		1A-5A/125V AC@500A

\*I.R.= Interrupting Rating = Short Circuit Rating(Amps)



FIG B

# Type MJS

## Environmental Specifications

Shock Resistance	MIL-STD-202G, Method 213B, Test Condition 1 (100 G's peak for 6 milliseconds; Sawtooth waveform)
Vibration Resistance	MIL-STD-202G, Method 201A (10-55 Hz, 0.06 inch, total excursion).
Salt Spray Resistance	MIL-STD-202G, Method 101E, Test Condition B (48 hrs.).
Insulation Resistance	MIL-STD-202G, Method 302, Test Condition A (After Opening) 10,000 ohms minimum.
Solderability	MIL-STD-202G, Method 208H
Resistance to solder Heat	MIL-STD-202G, Method 210F, Test Condition B (260+/-5°C, 10+/-1 sec)
Thermal Shock	MIL-STD-202G, Method 107G, Test Condition B (-65°C to +125°C).
Operating Temperature	-55°C to +125°C
Terminal Strength	IEC-68-2-21

## Electrical Specifications

Catalog Number	Ampere Rating	Typical Cold Resistance (ohm)	Volt-drop @100%In (Volt) max.	Voltage and Interrupting Ratings	Melting I <sup>2</sup> T <10 mSec (A <sup>2</sup> Sec)	Melting I <sup>2</sup> T @10 In (A <sup>2</sup> Sec)	Peak Surge Current (Amp)		Maximum Power Dissipation (W)	Agency Approvals		
							(Fig A) 25 Pulses 10uS x 1000uS	(Fig B) 50 Pulses 10uS x 560uS		UL	CS	PS
MJS 100-R	100mA	12.5	1.88	See Table of Safety Approvals on Page 1 for Voltage and associated Interrupting Ratings	0.068	0.088	4.5	6.0	0.22	Y	Y	
MJS 125-R	125mA	7.8	1.44		0.107	0.138	5.6	7.5	0.24	Y	Y	
MJS 150-R	150mA	5.3	1.17		0.167	0.216	6.8	9	0.27	Y	Y	
MJS 200-R	200mA	3.7	1.02		0.26	0.34	9	12	0.30	Y	Y	
MJS 250-R	250mA	2.27	0.89		0.41	0.53	12	16	0.34	Y	Y	
MJS 300-R	300mA	1.57	0.78		0.60	0.83	15	17	0.36	Y	Y	
MJS 350-R	350mA	1.10	0.72		0.8	1.0	18	24	0.40	Y	Y	
MJS 400-R	400mA	0.875	0.67		1.0	1.3	20	27	0.42	Y	Y	
MJS 500-R	500mA	0.630	0.59	See Table of Safety Approvals on Page 1 for Voltage and associated Interrupting Ratings	1.6	2.0	26	35	0.47	Y	Y	
MJS 600-R	600mA	0.440	0.53		2.2	2.3	29	33	0.49	Y	Y	
MJS 700-R	700mA	0.341	0.49		3.0	4.0	38	50	0.54	Y	Y	
MJS 750-R	750mA	0.326	0.48		3.0	4.0	38	50	0.55	Y	Y	
MJS 800-R	800mA	0.250	0.42		5.0	7.0	50	66	0.60	Y	Y	
MJS 1-R	1A	0.195	0.39		5.9	7.8	56	75	0.64	Y	Y	Y
MJS 1.25-R	1.25A	0.130	0.34		9.3	12	75	100	0.71	Y	Y	Y
MJS 1.5-R	1.5A	0.100	0.29		15	19	94	125	0.80	Y	Y	Y
MJS 2-R	2A	0.061	0.26		23	30	120	160	0.89	Y	Y	Y
MJS 2.5-R	2.5A	0.046	0.22		35	47	150	200	0.99	Y	Y	Y
MJS 3-R	3A	0.037	0.19		55	73	195	260	1.10	Y	Y	Y
MJS 3.5-R	3.5A	0.029	0.18		69	91	225	300	1.16	Y	Y	Y
MJS 4-R	4A	0.024	0.17		86	114	255	340	1.22	Y	Y	Y
MJS 5-R	5A	0.019	0.15		135	179	330	440	1.36	Y	Y	Y
MJS 6-R	6A	0.015	0.13		211	279	428	570	1.51	Y	Y	
MJS 7-R	7A	0.012	0.12		263	350	488	650	1.60	Y	Y	

Consult manufacturer for other ratings

**EOL** – Last Buy Date is Jun 30, 2020



Specifications subject to change without notice

Bel Fuse Inc.  
206 Van Vorst Street  
Jersey City, NJ 07302 USA

+1 201.432.0463  
Bel.US.CS@belf.com  
[belfuse.com/circuit-protection](http://belfuse.com/circuit-protection)

# Type MJS

Temperature Derating Curve



Average Time Current Curve



## Soldering parameters

Lead-free Wave Soldering Profile	
Wave Soldering Parameter	
Average ramp-up rate	200°C / second
Heating rate during preheat	typical 1 - 2°C / second Max 4°C / second
Final preheat temperature	within 125°C of soldering temperature
Peak temperature Tp	260°C
Time within +0°C / -5°C of actual peak temperature	10 seconds
Ramp-down rate	5°C / second max.



Specifications subject to change without notice

Bel Fuse Inc.  
 206 Van Vorst Street  
 Jersey City, NJ 07302 USA

+1 201.432.0463  
 Bel.US.CS@belf.com  
[belfuse.com/circuit-protection](http://belfuse.com/circuit-protection)

# Type MJS

## Fuse FGNO Explanation

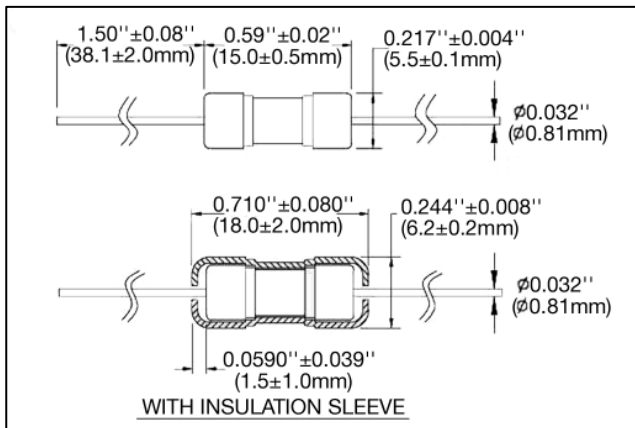
0653 R [XXXX] -XX

0653R=MJS; [XXXX]=Ampere Rating; XX=See Ordering Information as below

Fraction	Decimal	Milliamps	Bel FGNO[XXXX]
1/10	0.100	100	0100
1/8	.125	125	0125
15/100	.150	150	0150
2/10	.200	200	0200
1/4	.250	250	0250
3/10	.300	300	0300
35/100	.350	350	0350
4/10	.400	400	0400
1/2	.500	500	0500
6/10	.600	600	0600
7/10	.700	700	0700
3/4	.750	750	0750
8/10	.800	800	0800

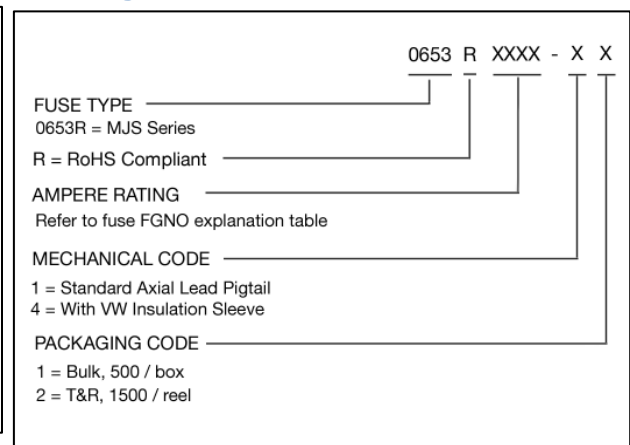
Fraction	Decimal	Amps	Bel FGNO[XXXX]
	1.0	1	1000
1-1/4	1.25	1.25	1250
1-1/2	1.50	1.5	1500
	2.0	2	2000
2-1/2	2.5	2.5	2500
	3.0	3	3000
3-1/2	3.5	3.5	3500
	4.0	4	4000
	5.0	5	5000
	6.0	6	6000
	7.0	7	7000

## Mechanical Dimensions



\*Diameter lead 0.032"±0.002" for all ratings

## Ordering Information



## Packaging

Packaging Option	Packaging Specification	Quantity	Packaging Code	Inside Tape Spacing
Bulk (Pigtail Type)	N/A	500	11	N/A
Bulk (Pigtail Type) with Insulation Sleeve	N/A	500	41	N/A
Tape & Reel	EIA-296-F	1500	12	10mm Pitch and 53mm
Tape& Reel with Insulation Sleeve	EIA-296-F	1500	42	10mm Pitch and 53mm



Specifications subject to change without notice

Bel Fuse Inc.  
206 Van Vorst Street  
Jersey City, NJ 07302 USA

+1 201.432.0463  
Bel.US.CS@belf.com  
[belfuse.com/circuit-protection](http://belfuse.com/circuit-protection)

## Данный компонент на территории Российской Федерации

### Вы можете приобрести в компании MosChip.

Для оперативного оформления запроса Вам необходимо перейти по данной ссылке:

<http://moschip.ru/get-element>

Вы можете разместить у нас заказ для любого Вашего проекта, будь то серийное производство или разработка единичного прибора.

В нашем ассортименте представлены ведущие мировые производители активных и пассивных электронных компонентов.

Нашей специализацией является поставка электронной компонентной базы двойного назначения, продукции таких производителей как XILINX, Intel (ex.ALTERA), Vicor, Microchip, Texas Instruments, Analog Devices, Mini-Circuits, Amphenol, Glenair.

Сотрудничество с глобальными дистрибьюторами электронных компонентов, предоставляет возможность заказывать и получать с международных складов практически любой перечень компонентов в оптимальные для Вас сроки.

На всех этапах разработки и производства наши партнеры могут получить квалифицированную поддержку опытных инженеров.

Система менеджмента качества компании отвечает требованиям в соответствии с ГОСТ Р ИСО 9001, ГОСТ РВ 0015-002 и ЭС РД 009

### Офис по работе с юридическими лицами:

105318, г.Москва, ул.Щербаковская д.3, офис 1107, 1118, ДЦ «Щербаковский»

Телефон: +7 495 668-12-70 (многоканальный)

Факс: +7 495 668-12-70 (доб.304)

E-mail: [info@moschip.ru](mailto:info@moschip.ru)

Skype отдела продаж:

moschip.ru

moschip.ru\_4

moschip.ru\_6

moschip.ru\_9