

Inline function terminal - IB IL CAN-MA-PAC - 2700196

Please be informed that the data shown in this PDF Document is generated from our Online Catalog. Please find the complete data in the user's documentation. Our General Terms of Use for Downloads are valid (<http://phoenixcontact.com/download>)

Inline CAN master, for connecting a CAN bus system, complete with accessories (connector and marking field)



Product description

The terminal is designed for use within an Inline station.

It can be used to integrate a lower-level CAN bus system into the Inline station and thus in the bus system used.

Within the Inline station, the terminal acts as a CAN master for the lower-level CAN system.

CAN features

- CAN master
- Protocol: Transparent mode
- Transmission speed: 1 Mbps, maximum
- Smallest data type: 1 byte
- Diagnostic and error messages are exchanged via the status word

Local bus features

- Transmission speed: 500 kbps
- Maximum data width of 2 x 64 bytes (i.e., 128 bytes = 64 words)
- Data channel width: 126 bytes
- Command/status word width: 2 bytes

General features

- Serial interface with inserted memory stick for storing the configuration data
- DIP switch for setting the data width
- Local diagnostic and status indicators

Product Features

- User-friendly controller-independent software tool for configuring the CAN network
- Serial interface (S port) including a memory stick for saving the configuration
- Transparent mode
- CAN 2.0A (11-bit identifier; standard frame)
- CAN 2.0B (29-bit identifier; extended frame)
- Transmission speed of 10 kbps to 1 Mbps



Key commercial data

Packing unit	1 pc
Weight per Piece (excluding packing)	100.0 GRM
Custom tariff number	85389091

Inline function terminal - IB IL CAN-MA-PAC - 2700196

Country of origin	Germany
-------------------	---------

Technical data

Note

Utilization restriction	EMC: class A product, see manufacturer's declaration in the download area
-------------------------	---

Dimensions

Width	12.2 mm
Height	136.8 mm
Depth	71.5 mm

General

Color	green
Weight	75 g
Mounting type	DIN rail
Ambient temperature (operation)	-25 °C ... 55 °C
Ambient temperature (storage/transport)	-25 °C ... 85 °C
Permissible humidity (operation)	10 % ... 95 % (according to DIN EN 61131-2)
Permissible humidity (storage/transport)	10 % ... 95 % (according to DIN EN 61131-2)
Air pressure (operation)	70 kPa ... 106 kPa (up to 3000 m above sea level)
Air pressure (storage/transport)	70 kPa ... 106 kPa (up to 3000 m above sea level)
Degree of protection	IP20
Protection class	III, IEC 61140, EN 61140, VDE 0140-1

Interfaces

Interface	Inline local bus
Connection method	Inline data jumper
Transmission speed	500 kBit/s
Interface	CAN bus
Connection method	Inline shield connector
Protocols supported	CAN

Inline potentials

Communications power U_L	7.5 V (via voltage jumper)
Current consumption from U_L	typ. 110 mA
	max. 115 mA
Main circuit supply U_M	24 V DC (via voltage jumper)
Current consumption from U_M	typ. 10 mA
	max. 12 mA

Electrical isolation

Inline function terminal - IB IL CAN-MA-PAC - 2700196

Technical data

Electrical isolation

Test section	24 V supply U_M , bus, logic/CAN interface 500 V AC 50 Hz 1 min
	24 V supply U_M , bus, logic/functional earth ground 500 V AC 50 Hz 1 min
	CAN interface/functional earth ground 500 V AC 50 Hz 1 min

Classifications

eCl@ss

eCl@ss 4.0	27250304
eCl@ss 4.1	27250304
eCl@ss 5.0	27250304
eCl@ss 5.1	27242605
eCl@ss 6.0	27242605
eCl@ss 7.0	27242605
eCl@ss 8.0	27242608

ETIM

ETIM 3.0	EC001601
ETIM 4.0	EC001601
ETIM 5.0	EC001604

UNSPSC

UNSPSC 6.01	43172015
UNSPSC 7.0901	43201404
UNSPSC 11	43172015
UNSPSC 12.01	43201404
UNSPSC 13.2	43201404

Approvals

Approvals

Approvals

UL Listed / cUL Listed / LR / GL / BV / DNV / ABS / RINA / GL-SW / BSH / GL / cULus Listed

Ex Approvals

Inline function terminal - IB IL CAN-MA-PAC - 2700196

Approvals

Approvals submitted

Approval details

UL Listed 

cUL Listed 

LR

GL

BV

DNV

ABS

RINA

GL-SW

BSH

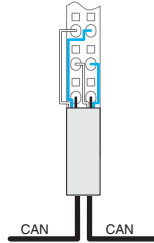
GL

cULus Listed 

Drawings

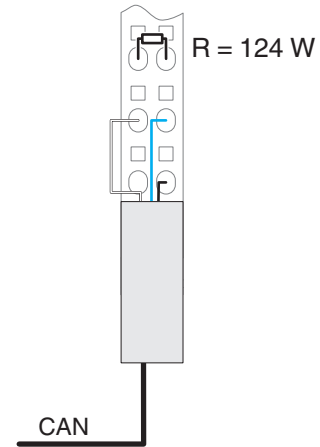
Inline function terminal - IB IL CAN-MA-PAC - 2700196

Connection diagram



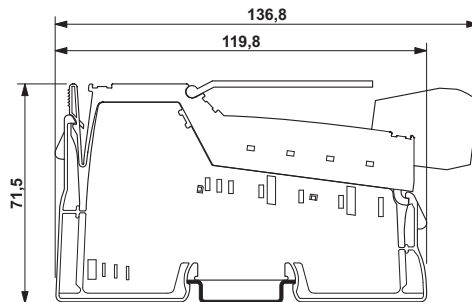
CAN master in the center of a CAN bus

Connection diagram



CAN master at the end of a CAN bus
(R = 124 Ω termination resistor)

Dimensioned drawing



Данный компонент на территории Российской Федерации

Вы можете приобрести в компании MosChip.

Для оперативного оформления запроса Вам необходимо перейти по данной ссылке:

<http://moschip.ru/get-element>

Вы можете разместить у нас заказ для любого Вашего проекта, будь то серийное производство или разработка единичного прибора.

В нашем ассортименте представлены ведущие мировые производители активных и пассивных электронных компонентов.

Нашей специализацией является поставка электронной компонентной базы двойного назначения, продукции таких производителей как XILINX, Intel (ex.ALTERA), Vicor, Microchip, Texas Instruments, Analog Devices, Mini-Circuits, Amphenol, Glenair.

Сотрудничество с глобальными дистрибьюторами электронных компонентов, предоставляет возможность заказывать и получать с международных складов практически любой перечень компонентов в оптимальные для Вас сроки.

На всех этапах разработки и производства наши партнеры могут получить квалифицированную поддержку опытных инженеров.

Система менеджмента качества компании отвечает требованиям в соответствии с ГОСТ Р ИСО 9001, ГОСТ РВ 0015-002 и ЭС РД 009

Офис по работе с юридическими лицами:

105318, г.Москва, ул.Щербаковская д.3, офис 1107, 1118, ДЦ «Щербаковский»

Телефон: +7 495 668-12-70 (многоканальный)

Факс: +7 495 668-12-70 (доб.304)

E-mail: info@moschip.ru

Skype отдела продаж:

moschip.ru

moschip.ru_4

moschip.ru_6

moschip.ru_9