



BIAS Power Supply Module BPWX 4 Series Data Sheet

Single (Vo) or Dual (Vo & Vr) output

BPWX 4-08-00, -08-33, -08-50

BPWX 4-14-00, -14-33, -14-50

BPWX 4-24-00



Features:

- Extended Temperature with **NO DE-RATING!** (-40 to +85°C)
- Universal Input (90-308 VAC, 50/60Hz)
- Small Size—2.45 in³ [40.1 cm³]
- Low no-load input power <30mW
- Constant power mode (not current limit)
- 3000 VAC Isolation
- EN 55022, Class B; FCC Part 15, Class B
- Meets UL/CSA and EN Product Safety (ITE)

The BPWX Power Supply Module is the ideal low EMI solution for worldwide deployment of control applications in wireless/M2M, lighting, sensing, smart building and power distribution, especially where long range wireless operation or extended temperature is required.

A patented design incorporating a custom integrated circuit into a small package (2.45 in³ [40.1 cm³]) the BIAS Module provides an immediate “drop-in” solution, requiring no additional external components.

Operating Specifications

(@120VAC / 60 Hz / 25°C unless otherwise specified)

Electrical	
Input Voltage Range	90 - 308 VAC (50/60Hz)
Input Surge Withstand	345V, < 30 sec
Output Power (Pmax)	4 W min. (60Hz) 3.33 W min. (50Hz)
Efficiency	≥ 70%
Output Vo (Peak)	8, 14 or 24 VDC nom. +/- 5%
Line / Load Regulation Vo (Peak)	+/- 1% Po < Pmax
Temperature Regulation Vo (Peak)	+/- 2% Po < Pmax
Ripple Vo (@120 Hz) (@ 100 kHz)	1.75 V p:p 0.25 V p:p
Output Vr, 3.3 volt (+/- 5%)	For Vo = 8V, Ir out 160mA max, Io+Ir ≤ 500mA For Vo = 14V, Ir out 70mA max, Io+Ir ≤ 285mA For Vo = 24V, Vr not available
Output Vr, 5.0 volt (+/- 5%)	For Vo = 8V, Ir out 250mA max, Io+Ir ≤ 500mA For Vo = 14V, Ir out 83mA max, Io+Ir ≤ 285mA For Vo = 24V, Vr not available
No-load Consumption	30 mW typical @ Vin=120 VAC
Isolation	3000 VAC (meets UL / CSA & EN Product Safety)
Earth Leakage @ 120 VAC	< 10 uA
Short Circuit Protection	Continuous, Pin ≤ 0.7 w @ Vin = 120 VAC
Reliability @ 25° C, MIL HDBK-217F	> 500 Khr MTBF
Thermal	
Operating Temperature	-40 to +85° C
Operating Relative Humidity	0 – 95%, non-condensing
Storage Temperature	-40 to +105° C
Mechanical	
Package Size (L x W x H)	1.91 x 1.31 x 0.98 inches [48.5 x 33.3 x 24.9 mm]
Safety	
Safety Compliance	UL / EN 60950-1 2 nd Ed. (CB Report Available)
EMI Emissions	EN 55022, Class B, FCC Part 15, Class B

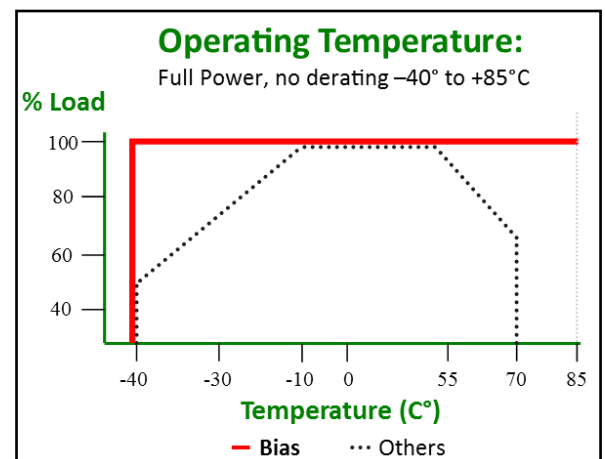
Bias Power AC/DC power supplies are available with two different types of outputs to fit your applications...

The characteristics of the main (Vo) and auxiliary (Vr) outputs are different and each has application-specific benefits which can provide high value to the system designer:

Vo is a voltage-regulated output which has a constant power mode instead of a conventional current limit. This output is best suited as a source for isolated DC utility power, which may be used directly or post-regulated with either a linear regulator or a DC/DC converter. **Vo is self protecting, cannot be overloaded and can be shorted indefinitely.** So unlike design-your-own, or partially complete modules where significant design margin is required to stay far away from current limit, **there is no need to oversize a Bias Power supply.** The graceful transition from voltage regulation to constant power along with the wide range of product ratings allows the designer to select a supply tightly matched to the design load.

Vr is also a voltage-regulated output and is thermally protected from overload. It has very low output ripple capable of driving elements which require a low-noise, tightly-regulated supply. In addition, Vr is supplied internally by Vo. This means that any capacitance added to Vo can increase the hold-up time of Vr as well.

*Note: maximum currents specified for constant voltage range only. See V-I curve on page 2 for Vo in constant power range.





BIAS Power Supply Module BPWX 4 Series Data Sheet

Single (Vo) or Dual (Vo & Vr) output

BPWX 4-08-00, -08-33, -08-50

BPWX 4-14-00, -14-33, -14-50

BPWX 4-24-00

Part Number Designation

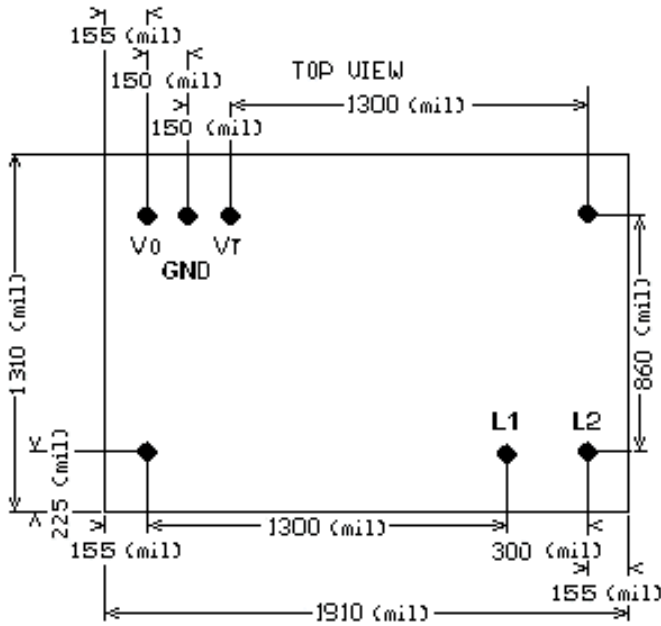
Part Number	Output Configuration	Vo	Vr
BPWX 4-08-00	Single output	8 VDC	N/A
BPWX 4-08-33	Dual Output	8 VDC	3.3 VDC
BPWX 4-08-50	Dual Output	8 VDC	5.0 VDC
BPWX 4-14-00	Single output	14 VDC	N/A
BPWX 4-14-33	Dual Output	14 VDC	3.3 VDC
BPWX 4-14-50	Dual Output	14 VDC	5.0 VDC
BPWX 4-24-00	Single Output	24 VDC	N/A

PIN	DESCRIPTION
L1	Input High
L2	Input Low
N/C	No Connection
Vo	Output
GND	Ground
Vr	Vr Output
N/C	No Connection

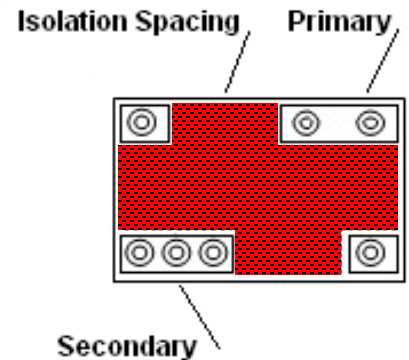
NOTES

1. Pins 0.031" [0.787 mm] round
2. Pins extend 0.125" [3.175 mm] below stand-offs

Recommended Land Pattern, top view

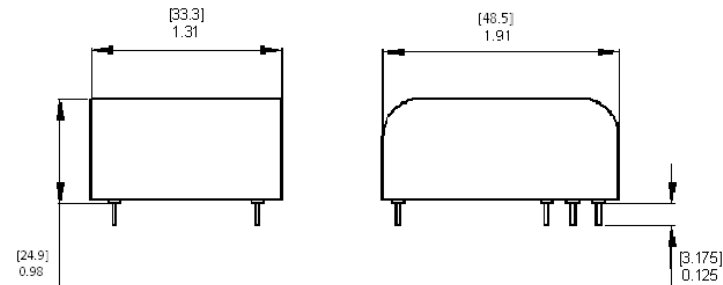
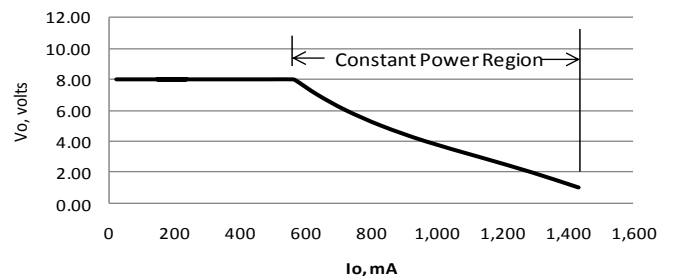


Recommended Isolation,



V-I Curve (For Vo in Constant Power Range)

V - I, typical



www.biaspower.com

Данный компонент на территории Российской Федерации

Вы можете приобрести в компании MosChip.

Для оперативного оформления запроса Вам необходимо перейти по данной ссылке:

<http://moschip.ru/get-element>

Вы можете разместить у нас заказ для любого Вашего проекта, будь то серийное производство или разработка единичного прибора.

В нашем ассортименте представлены ведущие мировые производители активных и пассивных электронных компонентов.

Нашей специализацией является поставка электронной компонентной базы двойного назначения, продукции таких производителей как XILINX, Intel (ex.ALTERA), Vicor, Microchip, Texas Instruments, Analog Devices, Mini-Circuits, Amphenol, Glenair.

Сотрудничество с глобальными дистрибьюторами электронных компонентов, предоставляет возможность заказывать и получать с международных складов практически любой перечень компонентов в оптимальные для Вас сроки.

На всех этапах разработки и производства наши партнеры могут получить квалифицированную поддержку опытных инженеров.

Система менеджмента качества компании отвечает требованиям в соответствии с ГОСТ Р ИСО 9001, ГОСТ РВ 0015-002 и ЭС РД 009

Офис по работе с юридическими лицами:

105318, г.Москва, ул.Щербаковская д.3, офис 1107, 1118, ДЦ «Щербаковский»

Телефон: +7 495 668-12-70 (многоканальный)

Факс: +7 495 668-12-70 (доб.304)

E-mail: info@moschip.ru

Skype отдела продаж:

moschip.ru

moschip.ru_4

moschip.ru_6

moschip.ru_9