

# Type 0679H

## Square Ceramic Surface Mount Quick Acting Fuse

**HF** 0679H Series – 2410 Size

RoHS Compliant

### Features

- Quick Acting, 2410 SMD
- Compatible with 260°C, IR Pb-free solder process
- Wide range of current rating from 250mA to 15A
- Wide operating temperature range, -55°C to 125°C
- Tape & Reel for auto-insert SMD process
- AEC-Q Compliant
- Fully compliance with EU Directive 2011/65/EU and amending directive 2015/863, Compliant with exemption 7(a)
- Halogen Free, (MSL = 1)
- Meets Bel automotive qualification\*
- \* - Largely based on internal AEC-Q test plan

### Applications

- Notebook
- LCD monitor
- PC computer
- Office electronic equipment
- Industrial equipment
- Medical equipment
- POE, POE+
- LCD / LED monitor
- Power supply
- LCD / LED TV



**AEC-Q Compliant**

HALOGEN FREE = **HF**

### Electrical Characteristics

(UL/CSA/STD. 248-14)



Testing Current	Blow Time	
	Minimum	Maximum
100%	4 Hrs.	N/A
200%	N/A	5 Sec

### Safety Agency Approvals

Safety Agency	Safety Agency Certificate	Ampere Rating/ Voltage Rating	Ampere Range / Volt @ I.R. ability*
<b>UL</b>	E20624	250mA–3A/350V AC 72V DC 3.5A-15A/350V AC 60V DC	250mA-3A/350V @ 50A AC 72V @100A DC 3.5A-5A/350V @50A AC 60V @150A DC 6.3A-15A/350V @50A-AC 60V @100A DC
<b>TÜV</b>	R 50368185 Tested according to IEC 60127-1:2006+A1+A2 IEC 60127-7:2015	250mA–3A/350V AC 72V DC 3.5A-15A/350V AC 60V DC	250mA-3A/350V @ 50A AC 72V @100A DC 3.5A-5A/350V @50A AC 60V @150A DC 6.3A-15A/350V @50A-AC 60V @100A DC

\*I.R.= Interrupting Rating = Short Circuit Rating(Amps)

### Physical Specifications

Materials	Body : Ceramic
	Terminations : Silver Plated Caps
Marking	On Fuse :
	"Current Rating", "Q", "H"—laser marked on ceramic tube, "bel" stamped in end caps.
	On Label :
	"bel", "0679H", "Current Rating", "Voltage Rating", "Interrupting Rating", "Appropriate Safety Logos" and "  ", "  " (China RoHS compliant).

Specifications subject to change without notice

## Environmental Specifications

Shock Resistance	MIL-STD-202G, Method 213B, Test Condition 1 (100 G's peak for 6 milliseconds; Sawtooth waveform)	High temperature storage	MIL-STD-202 Method 108
Vibration Resistance	MIL-STD-202G, Method 201A (10-55 Hz, 0.06 inch, total excursion).	Temperature cycling	JESD22 Method JA-104, Test Condition B
Salt Spray Resistance	MIL-STD-202G, Method 101E, Test Condition B (48 hrs.).	Biased humidity	MIL-STD-202 Method 103, 85C/85% RH with 10% operating power for 1000 hrs.
Insulation Resistance	MIL-STD-202G, Method 302, Test Condition A (After Opening) 10,000 ohms minimum.	Operational life	MIL-STD-202 Method 108, Test Condition D
Solderability	MIL-STD-202G, Method 208H	Resistance to solvents	MIL-STD-202 Method 215
Resistance to solder Heat	MIL-STD-202G, Method 210F, Test Condition C. Top Side (260°C, 20 sec) MIL-STD-202G, Method 210F, Test Condition D. Bottom Side (260°C, 10 sec)	Mechanical shock	MIL-STD-202 Method 213, Test Condition C
Thermal Shock	MIL-STD-202G, Method 107G, Test Condition B (-65°C to +125°C).	Vibration	MIL-STD-202 Method 204
Operating Temperature	-55°C to +125°C	Resistance to soldering heat	MIL-STD-202 Method 210, Test condition B
Moisture Sensitivity Level	1 (According to IPC J-Std-020)	Thermal shock	MIL-STD-202 Method 107
		Solderability	J-STD-002
		Board flex(SMD)	AEC-Q200-005
		Terminal strength	AEC-Q200-006
		Electrical characterization	3 temperature electrical

## Electrical Specifications

Part Number	Ampere Rating (A)	Typical Cold Resistance (ohms)	Volt-drop @100% In (Volt) max.	Voltage and Interrupting Ratings	Melting PT <10m Sec (A² Sec)	Melting PT @10 In (A² Sec)	Maximum Power Dissipation (W)	Agency Approvals	
									
0679H0250-XX	250mA	0.55	0.530	See Table of Safety Approvals on Page 1 for Voltage and associated Interrupting Ratings	0.01	0.02	0.13	Y	Y
0679H0375-XX	375mA	0.32	0.480		0.04	0.04	0.18	Y	Y
0679H0500-XX	500mA	0.22	0.470		0.08	0.08	0.24	Y	Y
0679H0630-XX	630mA	0.17	0.410		0.15	0.15	0.26	Y	Y
0679H0750-XX	750mA	0.14	0.380		0.24	0.26	0.29	Y	Y
0679H1000-XX	1A	0.09	0.280		0.51	0.54	0.28	Y	Y
0679H1250-XX	1.25A	0.068	0.250		0.21	0.22	0.31	Y	Y
0679H1500-XX	1.5A	0.053	0.250		0.32	0.29	0.38	Y	Y
0679H2000-XX	2A	0.035	0.240		0.62	0.68	0.48	Y	Y
0679H2500-XX	2.5A	0.028	0.240		0.96	1.13	0.60	Y	Y
0679H3000-XX	3A	0.022	0.220		1.6	1.8	0.66	Y	Y
0679H3500-XX	3.5A	0.019	0.220		2.0	2.2	0.77	Y	Y
0679H4000-XX	4A	0.018	0.220		3.1	3.5	0.88	Y	Y
0679H5000-XX	5A	0.014	0.200		5.3	5.5	1.00	Y	Y
0679H6300-XX	6.3A	0.011	0.190		8.7	8.3	1.20	Y	Y
0679H7000-XX	7A	0.010	0.175		11.1	10.8	1.23	Y	Y
0679H8000-XX	8A	0.0085	0.170		14.8	14.1	1.36	Y	Y
0679H9100-XX	10A	0.0064	0.150		25.7	25.7	1.50	Y	Y
0679H9120-XX	12A	0.0054	0.140		41.0	38.9	1.68	Y	Y
0679H9150-XX	15A	0.0038	0.130		76.7	103.5	1.95	Y	Y

Consult manufacturer for other ratings  
XX - Packaging code (see "ordering information")

**NOTES:**

All tests were conducted with the fuses soldered to a printed circuit boards with a nominal thickness of 1.6 mm. The copper test circuit trace was a printed circuit with an overall length of 100 mm, copper thickness/width as described below. The printed circuit boards were mounted by screws to a test fixture having brass blocks for connection of the test leads. All samples were soldered to the test boards by the manufacturer.

Fuse rating	Test Board Trace Dimensions
250mA-5A	1 oz. copper, 5.0mm wide.
6.3A-15A	3 oz. copper, 10mm wide.



Specifications subject to change without notice

Bel Fuse Inc.  
206 Van Vorst Street  
Jersey City, NJ 07302 USA

+1 201.432.0463  
Bel.US.CS@belf.com  
[belfuse.com/circuit-protection](http://belfuse.com/circuit-protection)

## Temperature Derating Curve

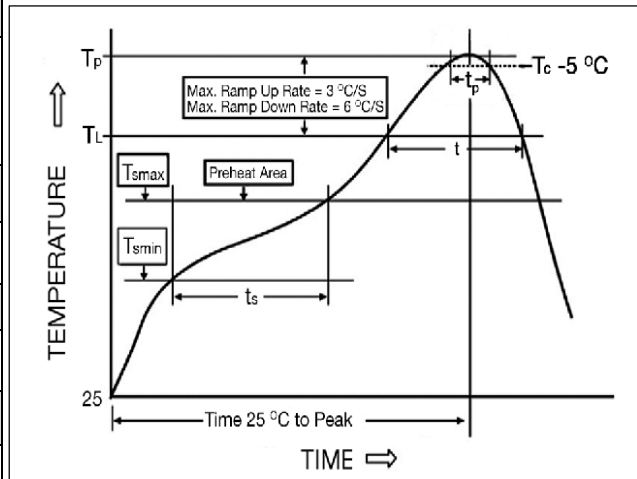


## Average Time Current Curve



## Soldering Parameters

IR Reflow Profile (IPC/JEDEC J-STD-020D)	
<b>Preheat &amp; Soak</b>	
Temperature min ( $T_{smin}$ )	150°C
Temperature max ( $T_{smax}$ )	200°C
Time ( $T_{smin}$ to $T_{smax}$ ) ( $t_s$ )	60-120 seconds
Average ramp-up rate ( $T_{smax}$ to $T_p$ )	3°C/second max.
Liquidous temperature ( $T_L$ )	217°C
Time at liquidous ( $t_L$ )	60-150 seconds
Peak temperature ( $T_p$ )	260°C max
Time ( $t_p$ ) within 5°C of the specified classification temperature ( $T_c$ )	30 seconds
Average ramp-down rate ( $T_p$ to $T_{smax}$ )	6°C/second max.
Time 25°C to peak temperature	8 minutes max.





## Данный компонент на территории Российской Федерации

### Вы можете приобрести в компании MosChip.

Для оперативного оформления запроса Вам необходимо перейти по данной ссылке:

<http://moschip.ru/get-element>

Вы можете разместить у нас заказ для любого Вашего проекта, будь то серийное производство или разработка единичного прибора.

В нашем ассортименте представлены ведущие мировые производители активных и пассивных электронных компонентов.

Нашей специализацией является поставка электронной компонентной базы двойного назначения, продукции таких производителей как XILINX, Intel (ex.ALTERA), Vicor, Microchip, Texas Instruments, Analog Devices, Mini-Circuits, Amphenol, Glenair.

Сотрудничество с глобальными дистрибьюторами электронных компонентов, предоставляет возможность заказывать и получать с международных складов практически любой перечень компонентов в оптимальные для Вас сроки.

На всех этапах разработки и производства наши партнеры могут получить квалифицированную поддержку опытных инженеров.

Система менеджмента качества компании отвечает требованиям в соответствии с ГОСТ Р ИСО 9001, ГОСТ РВ 0015-002 и ЭС РД 009

### Офис по работе с юридическими лицами:

105318, г.Москва, ул.Щербаковская д.3, офис 1107, 1118, ДЦ «Щербаковский»

Телефон: +7 495 668-12-70 (многоканальный)

Факс: +7 495 668-12-70 (доб.304)

E-mail: [info@moschip.ru](mailto:info@moschip.ru)

Skype отдела продаж:

moschip.ru

moschip.ru\_4

moschip.ru\_6

moschip.ru\_9