



Film Capacitors – Power Electronic Capacitors

PEC MKP DC

Series/Type:	B2569x
Ordering code:	B25690A1427K101
Date:	2019-5-27
Version:	Preliminary1

Preliminary datasheet
Applications

- Wind power, Solar power
- UPS, SVG, APF, Energy storage
- Motor driver systems, Frequency drives
- EV / HEV, Locomotive traction

Features

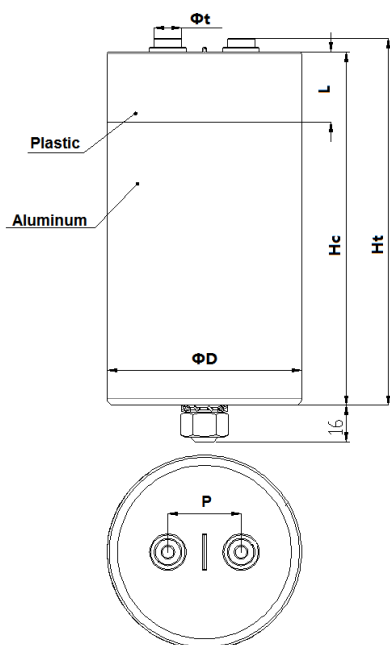
- Low ESR, Low ESL, Low Losses
- High ripple current, High capacitance density
- Self-healing property, High reliability, Long lifetime
- Naturally air cooling or forced air cooling
- UL810(Construction) Approved, File E502394
- RoHS Compliance

Construction

- Metallized polypropylene film
- Non-PCB, Hard polyurethane resin
- Extruded round aluminum can with stud



Reference only

Preliminary datasheet
Dimensional drawings


Item	Dimension	Unit
ØD	85±0.5	mm
Hc	135	mm
Ht	141±1.5	mm
L	10	mm
Terminals	M6 ×10	mm
Øt	12±0.3	mm
P	32±0.5	mm
Fixing Nut	M12 × 6	mm

General technical data

Voltage between terminals V_{TT} , (10 s)	$1.5 V_{RDC}$	V_{DC}
Voltage between terminals and Case V_{TC} , (10s)	$\sqrt{2}V_{RDC}+1000$ or 4000 ¹⁾	V_{AC}
Dielectric dissipation factor $\tan \delta_0$	$2 \cdot 10^{-4}$	
Storage temperature range	-40 ... +85	°C
Operation ambient temperature range ($T_{hs} \leq 85^\circ\text{C}$)	-40 ... +85	°C
Max. temperature allowed at the capacitors hot spot T_{hs}	85	°C
Max. permissible altitude (above sea level)	2000	m
Life expectancy (@ $V_{RDC}/T_{hs}=75^\circ\text{C}$)	100,000	h
Climatic Category	40/85/56	
Reference standard	IEC 61071, UL810	

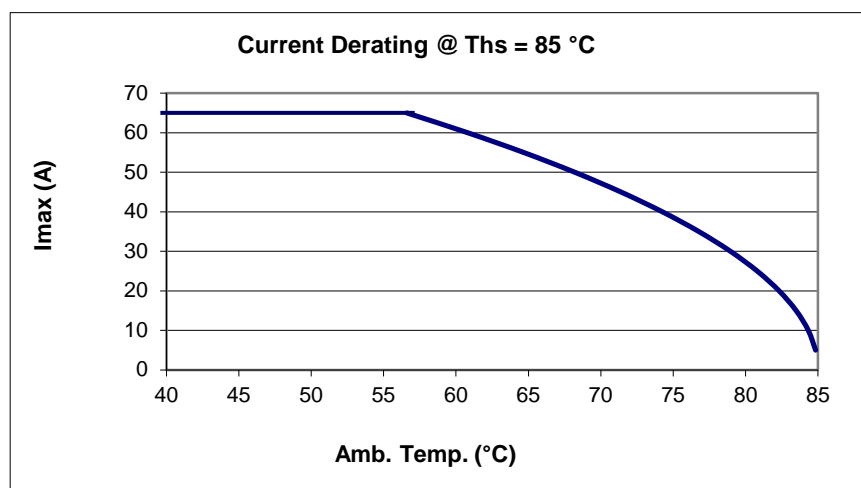
1): Whichever is the highest value

C_R uF	Tol.	V_{RDC} V_{DC}	I_{MAX}^* A_{rms}	L_{self} nH	R_{TH} K/W	$ESR_{(typical)}$ mΩ	$\tan \delta$ (100HZ)	Weight kg
420	±10%	1100	65	≤40	2.8	2.4	≤1.0	1.0

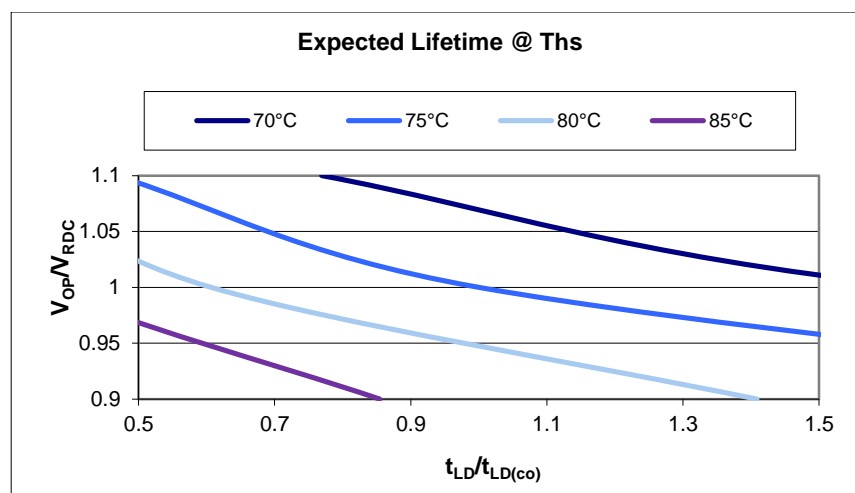
Preliminary datasheet

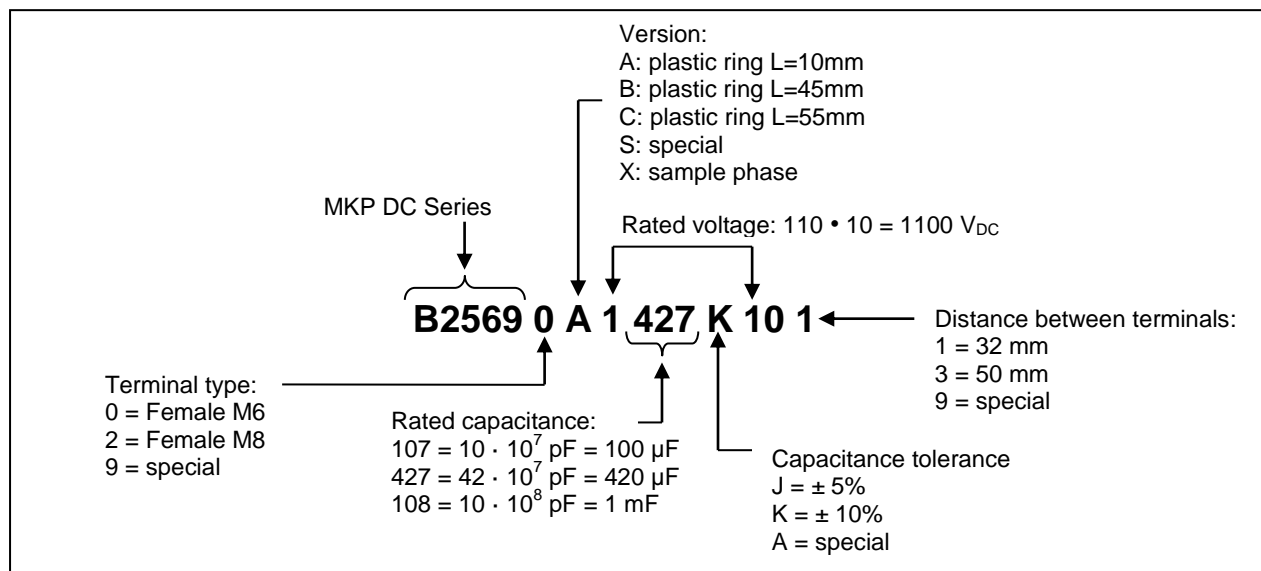
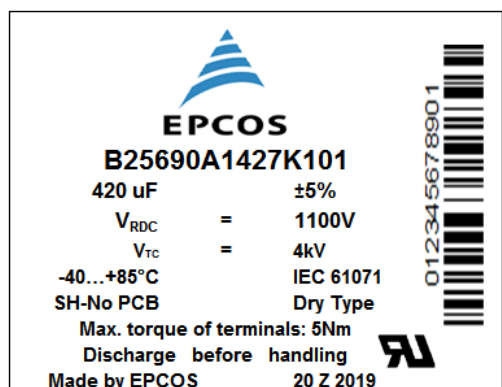
*Current de-rating according to maximum temperature

$T_{hs} = + 85\text{ }^{\circ}\text{C}$ (Altitude $\leq 2000\text{m}$)



Expected lifetime



Preliminary datasheet
Structure of ordering code

Label information (Reference only)

Date code explanation
WW Z YYYY
WW Z YYYY: production weeks (ex.: 20)

WW Z YYYY: produced in Zhuhai (China)

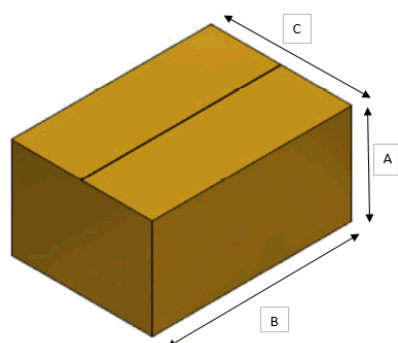
WW Z YYYY: production year (ex.: 2019)

Bar code explanation

Bar code consists of batch number and serial number.

Batch number: 9 digits (ex.: 012345678)

Serial number: 3 digits (ex.: 901)

Packing information


Packing unit: 12 pieces per box

Typical dimensions:

A: 465mm;

B: 355mm;

C: 205mm;

Preliminary datasheet

Cautions and warnings

- In case of dents of more than 1 mm depth or any other mechanical damage, capacitors must not be used at all.
- Check tightness of the connections/terminals periodically.
- The energy stored in capacitors may be lethal. To prevent any chance of shock, discharge and short-circuit the capacitor before handling.
- Failure to follow cautions may result, worst case, in premature failures, bursting and fire.
- Protect the capacitor properly against over current and short circuit.
- TDK Electronics is not responsible for any kind of possible damages to persons or things due to improper installation and application of capacitors for power electronics.

Safety

Electrical or mechanical misapplication of capacitors may be hazardous. Personal injury or property damage may result from bursting of the capacitor or from expulsion melted material due to mechanical disruption of the capacitor.

- Ensure good, effective grounding for capacitor enclosures.
- Observe appropriate safety precautions during operation (self-recharging phenomena and the high energy contained in capacitors).
- Handle capacitors carefully, because they may still be charged even after disconnection.
- The terminals of capacitors, connected bus bars and cables as well as other devices may also be energized.
- Follow good engineering practice.

Thermal load

After installation of the capacitor it is necessary to verify that maximum hot-spot temperature is not exceeded at extreme service conditions.

Mechanical protection

The capacitor has to be installed in a way that mechanical damages and dents in the aluminum can are avoided.

Storage and operating conditions

Do not use or store capacitors in corrosive atmosphere, especially where chloride gas, sulfide gas, acid, alkali, salt or the like are present. In dusty environments regular maintenance and cleaning especially of the terminals is required to avoid conductive path between phases and/or phases and ground.

Preliminary datasheet

Service life expectancy

Electrical components do not have an unlimited service life expectancy; this applies to self-healing capacitors, too. The maximum service life expectancy may vary depending on the application the capacitor is used in.

Display of ordering codes for TDK Electronics products

The ordering code for one and the same product can be represented differently in data sheets, data books, other publications, on the company website, or in order-related documents such as shipping notes, order confirmations and product labels. **The varying representations of the ordering codes are due to different processes employed and do not affect the specifications of the respective products.** Detailed information can be found on the Internet under www.tdk-electronics.tdk.com/orderingcodes.

Important notes

The following applies to all products named in this publication:

1. Some parts of this publication contain **statements about the suitability of our products for certain areas of application**. These statements are based on our knowledge of typical requirements that are often placed on our products in the areas of application concerned. We nevertheless expressly point out **that such statements cannot be regarded as binding statements about the suitability of our products for a particular customer application**. As a rule we are either unfamiliar with individual customer applications or less familiar with them than the customers themselves. For these reasons, it is always ultimately incumbent on the customer to check and decide whether a product with the properties described in the product specification is suitable for use in a particular customer application.
2. We also point out that **in individual cases, a malfunction of electronic components or failure before the end of their usual service life cannot be completely ruled out in the current state of the art, even if they are operated as specified**. In customer applications requiring a very high level of operational safety and especially in customer applications in which the malfunction or failure of an electronic component could endanger human life or health (e.g. in accident prevention or life-saving systems), it must therefore be ensured by means of suitable design of the customer application or other action taken by the customer (e.g. installation of protective circuitry or redundancy) that no injury or damage is sustained by third parties in the event of malfunction or failure of an electronic component.
3. **The warnings, cautions and product-specific notes must be observed.**
4. In order to satisfy certain technical requirements, **some of the products described in this publication may contain substances subject to restrictions in certain jurisdictions (e.g. because they are classed as hazardous)**. Useful information on this will be found in our Material Data Sheets on the Internet (www.tdk-electronics.tdk.com/material). Should you have any more detailed questions, please contact our sales offices.
5. We constantly strive to improve our products. Consequently, **the products described in this publication may change from time to time**. The same is true of the corresponding product specifications. Please check therefore to what extent product descriptions and specifications contained in this publication are still applicable before or when you place an order.

We also **reserve the right to discontinue production and delivery of products**. Consequently, we cannot guarantee that all products named in this publication will always be available. The aforementioned does not apply in the case of individual agreements deviating from the foregoing for customer-specific products.

6. Unless otherwise agreed in individual contracts, **all orders are subject to our General Terms and Conditions of Supply**.
7. **Our manufacturing sites serving the automotive business apply the IATF 16949 standard**. The IATF certifications confirm our compliance with requirements regarding the quality management system in the automotive industry. Referring to customer requirements and customer specific requirements ("CSR") TDK always has and will continue to have the policy of respecting individual agreements. Even if IATF 16949 may appear to support the acceptance of unilateral requirements, we hereby like to emphasize that **only requirements mutually agreed upon can and will be implemented in our Quality Management System**. For clarification purposes we like to point out that obligations from IATF 16949 shall only become legally binding if individually agreed upon.

Important notes

8. The trade names EPCOS, CeraCharge, CeraDiode, CeraLink, CeraPad, CeraPlas, CSMP, CTVS, DeltaCap, DigiSiMic, ExoCore, FilterCap, FormFit, LeaXield, MiniBlue, MiniCell, MKD, MKK, MotorCap, PCC, PhaseCap, PhaseCube, PhaseMod, PhiCap, PowerHap, PQSine, PQvar, SIFERRIT, SIFI, SIKOREL, SilverCap, SIMDAD, SiMic, SIMID, SineFormer, SIOV, ThermoFuse, WindCap are **trademarks registered or pending** in Europe and in other countries. Further information will be found on the Internet at www.tdk-electronics.tdk.com/trademarks.

Release 2018-10

Данный компонент на территории Российской Федерации

Вы можете приобрести в компании MosChip.

Для оперативного оформления запроса Вам необходимо перейти по данной ссылке:

<http://moschip.ru/get-element>

Вы можете разместить у нас заказ для любого Вашего проекта, будь то серийное производство или разработка единичного прибора.

В нашем ассортименте представлены ведущие мировые производители активных и пассивных электронных компонентов.

Нашей специализацией является поставка электронной компонентной базы двойного назначения, продукции таких производителей как XILINX, Intel (ex.ALTERA), Vicor, Microchip, Texas Instruments, Analog Devices, Mini-Circuits, Amphenol, Glenair.

Сотрудничество с глобальными дистрибьюторами электронных компонентов, предоставляет возможность заказывать и получать с международных складов практически любой перечень компонентов в оптимальные для Вас сроки.

На всех этапах разработки и производства наши партнеры могут получить квалифицированную поддержку опытных инженеров.

Система менеджмента качества компании отвечает требованиям в соответствии с ГОСТ Р ИСО 9001, ГОСТ РВ 0015-002 и ЭС РД 009

Офис по работе с юридическими лицами:

105318, г.Москва, ул.Щербаковская д.3, офис 1107, 1118, ДЦ «Щербаковский»

Телефон: +7 495 668-12-70 (многоканальный)

Факс: +7 495 668-12-70 (доб.304)

E-mail: info@moschip.ru

Skype отдела продаж:

moschip.ru

moschip.ru_4

moschip.ru_6

moschip.ru_9