

Figure 2

Part Number: 0443164251
 Frequency Range: Broadband Frequencies 25-300 MHz (43 & 44 materials)
 Description: 43 ROUND CABLE CORE ASSEMBLY
 Application: Suppression Components
 Where Used: Cable Component
 Part Type: Round Cable Snap-Its

Mechanical Specifications

Weight: 31.000 (g)

Part Type Information

Round cable snap-its can easily accommodate round cables or bundled wires with diameters from 2.5 mm (.100") to 25.4 mm (1.000"). These assemblies are available in four ferrite material classes to suppress differential or common-mode conducted EMI from 1 MHz into the GHz region. The polypropylene cases are meeting the RoHS restrictions of hazardous substances and have a flammability rating of UL94 V-0.

-Round cable snap-it assemblies are controlled for impedances only. Minimum impedance values are specified for the + marked frequencies. The minimum impedance is typically the listed impedance less 20%.

-Single turn impedance tests for the 31, 43, 44 and 46 material are performed on the 4193A Vector Impedance Analyzer. The 61 material parts are tested on the 4291A RF Impedance Analyzer and 75 material parts are tested on the 4285A LCR Meter. Cores are tested with the shortest practical wire length.

-Many of the snap-it parts have round core equivalents. See Round Cable EMI Suppression Cores section of our catalog.

-'B' Dimension is the core Dimension.

-Round Cable Snap-it Kits are available for each of the four suppression materials. 31 Snap-It Kit (0199000030), 43 Snap-It Kit (0199000031), 46 Core and Snap-It Kit (0199000032) and 61 Snap-It Kit (0199000033).

-Explanation of Part Numbers: Digits 1 & 2 = product class and 3 & 4 = material grade.



Mechanical Specifications

| Dim | mm | mm tol | nominal inch | inch misc. |
|-----|-------|-----------|-----------------|---------------|
| A | 17.90 | - | 0.705 | - |
| B | 6.60 | - | 0.260 | - |
| C | 32.20 | - | 1.270 | - |
| D | 9.20 | - | 0.362 | - |
| E | - | - | - | - |
| F | - | - | - | - |
| G | - | - | - | - |
| H | - | - | - | - |
| J | - | - | - | - |
| K | - | - | - | - |

Electrical Specifications

| Typical Impedance (Ω) | |
|--------------------------------|-----|
| 10 MHz | 100 |
| 25 MHz+ | 163 |
| 100 MHz+ | 275 |
| 250 MHz | 275 |

| Electrical Properties |
|-----------------------|
| |

Land Patterns

| V | W ref | X | Y | Z |
|---|----------|---|---|---|
| - | - | - | - | - |
| - | - | - | - | - |

Winding Information

| Turns Tested | Wire Size | 1st Wire Length | 2nd Wire Length |
|-----------------|--------------|--------------------|--------------------|
| - | - | - | - |

Reel Information

| Tape Width mm | Pitch mm | Parts 7 " Reel | Parts 13 " Reel | Parts 14 " Reel |
|------------------|-------------|-------------------|--------------------|--------------------|
| - | - | - | - | - |

Package Size

| Pkg Size |
|----------|
| - (-) |

Connector Plate

| # Holes | # Rows |
|---------|--------|
| - | - |

Legend

+ Test frequency

Preferred parts, the suggested choice for new designs, have shorter lead times and are more readily available.

The column H(Oe) gives for each bead the calculated dc bias field in oersted for 1 turn and 1 ampere direct current. The actual dc H field in the application is this value of H times the actual NI (ampere-turn) product. For the effect of the dc bias on the impedance of the bead material, see figures 18-23 in the application note How to choose Ferrite Components for EMI Suppression.

A ½ turn is defined as a single pass through a hole.

Σ l/A - Core Constant

A_e - Effective Cross-Sectional Area

A_L - Inductance Factor ($\frac{L}{N^2}$)

N/AWG - Number of Turns/Wire Size for Test Coil

l_e - Effective Path Length

V_e - Effective Core Volume

NI - Value of dc Ampere-turns



Ferrite Material Constants

| | |
|---------------------------------------|--|
| Specific Heat | 0.25 cal/g/°C |
| Thermal Conductivity | 3.5 - 4.5 mW/cm - °C |
| Coefficient of Linear Expansion | 8 - 10x10 ⁻⁶ /°C |
| Tensile Strength | 4.9 kgf/mm ² |
| Compressive Strength | 42 kgf/mm ² |
| Young's Modulus | 15x10 ³ kgf/mm ² |
| Hardness (Knoop) | 650 |
| Specific Gravity | ≈ 4.7 g/cm ³ |

The above quoted properties are typical for Fair-Rite MnZn and NiZn ferrites.

See next page for further material specifications.



43 Material Characteristics:

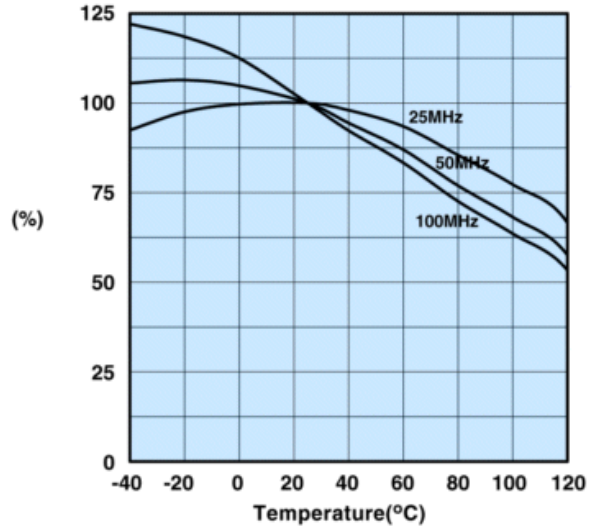
| Property | Unit | Symbol | Value |
|--|------------------|-----------------------|-----------------|
| Initial Permeability @ B < 10 gauss | | μ_i | 800 |
| Flux Density @ Field Strength | gauss oersted | B H | 2900 10 |
| Residual Flux Density | gauss | B_r | 1300 |
| Coercive Force | oersted | H_c | 0.45 |
| Loss Factor @ Frequency | 10^{-6} MHz | $\tan \delta / \mu_i$ | 250 1.0 |
| Temperature Coefficient of Initial Permeability (20 -70°C) | %/°C | | 1.25 |
| Curie Temperature | °C | T_c | >130 |
| Resistivity | Ω cm | ρ | 1×10^5 |

Complex Permeability vs. Frequency



Measured on a 17/10/6mm toroid using the HP 4284A and the HP 4291A.

Percent of Original Impedance vs. Temperature



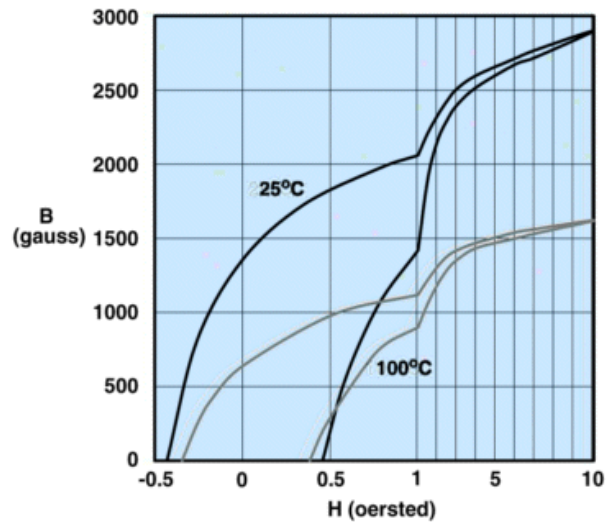
Measured on a 2643000301 using the HP4291A.

Initial Permeability vs. Temperature



Measured on a 17/10/6mm toroid at 100kHz.

Hysteresis Loop



Measured on a 17/10/6mm toroid at 10kHz.



Fair-Rite Products Corp. Your Signal Solution®

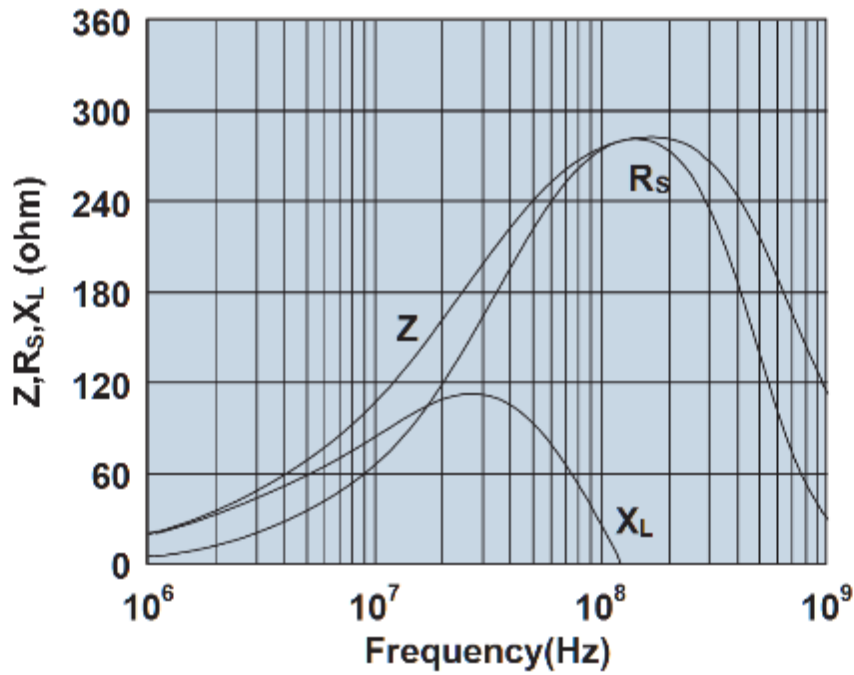
Ferrite Components for the Electronics Industry

Fair-Rite Products Corp. PO Box J, One Commercial Row, Wallkill, NY 12589-0288
Phone: (888) 324-7748 www.fair-rite.com

Fair-Rite Product's Catalog
Part Data Sheet, 0443164251
Printed: 2014-05-13



0443164251



Impedance, reactance, and resistance vs. frequency.

Данный компонент на территории Российской Федерации

Вы можете приобрести в компании MosChip.

Для оперативного оформления запроса Вам необходимо перейти по данной ссылке:

<http://moschip.ru/get-element>

Вы можете разместить у нас заказ для любого Вашего проекта, будь то серийное производство или разработка единичного прибора.

В нашем ассортименте представлены ведущие мировые производители активных и пассивных электронных компонентов.

Нашей специализацией является поставка электронной компонентной базы двойного назначения, продукции таких производителей как XILINX, Intel (ex.ALTERA), Vicor, Microchip, Texas Instruments, Analog Devices, Mini-Circuits, Amphenol, Glenair.

Сотрудничество с глобальными дистрибьюторами электронных компонентов, предоставляет возможность заказывать и получать с международных складов практически любой перечень компонентов в оптимальные для Вас сроки.

На всех этапах разработки и производства наши партнеры могут получить квалифицированную поддержку опытных инженеров.

Система менеджмента качества компании отвечает требованиям в соответствии с ГОСТ Р ИСО 9001, ГОСТ РВ 0015-002 и ЭС РД 009

Офис по работе с юридическими лицами:

105318, г.Москва, ул.Щербаковская д.3, офис 1107, 1118, ДЦ «Щербаковский»

Телефон: +7 495 668-12-70 (многоканальный)

Факс: +7 495 668-12-70 (доб.304)

E-mail: info@moschip.ru

Skype отдела продаж:

moschip.ru

moschip.ru_4

moschip.ru_6

moschip.ru_9