

Compact and low-profile for primary / secondary switching with compatibility to low level rating



Detector

Slide

Push

Rotary

Power

Dual-in-line Package Type


Push Type

Rocker Type

Slide Type

Rotary Type

Ratings and Safety Standards



Items	Specifications
Ratings satisfying local electrical appliance and material safety law	0.5A 125V AC 0.25A 250V AC
DC ratings	5mA 5V DC

Product Line

Circuit arrangement	Rating	Total travel (mm)	Operating force	Mounting method	Operation type	Minimum order unit (pcs.)		Product No.	Drawing No.
						Japan	Export		
SPDT	0.5A 125V AC 0.25A 250V AC 5mA 5V DC	9	3.5±1N	Snap-in	Push	250	1,250	SDKNA20900	1
		9.7	2±1.5N		Lever			SDKNA20700	2

Note

Safety standard approval must be obtained as a set.

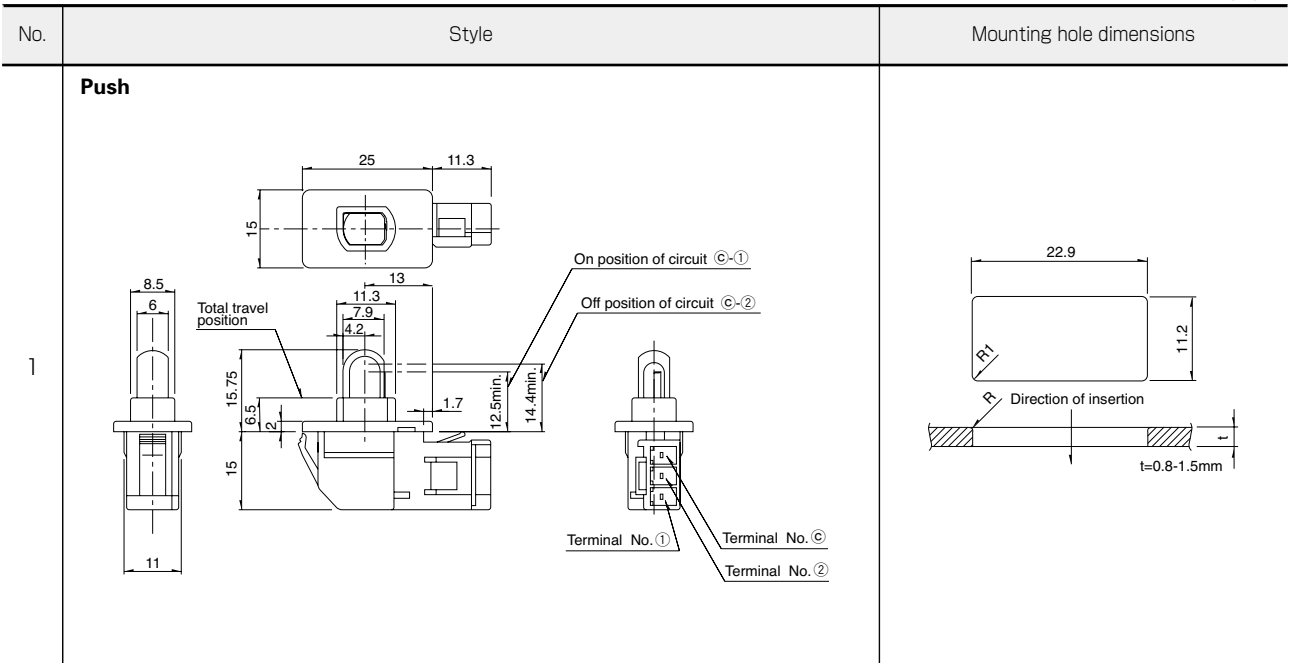
Packing Specifications

Bulk

Number of packages (pcs.)		Export package measurements (mm)
1 case /Japan	1 case /export packing	
250	1,250	389×276×380

Dimensions

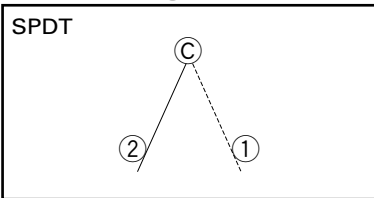
Unit:mm



■ Dimensions

No.	Style	Mounting hole dimensions
2	<p>Lever</p>	

■ Circuit Diagram



Note

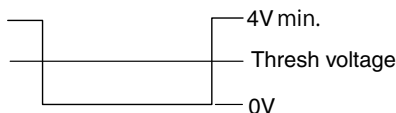
Connector corresponds to [HLP-03V], manufactured by the J.S.T. Mfg. Co., Ltd.

0.5A 125V AC Qualified Type / Cautions

1. This product does not have a water-proof or drip-proof construction. Prevent ingress of water into the switch. Avoid using around spilt or flowing. It may cause deterioration of the insulation.
2. Do not apply load on the connector or lead wire (code) attached to the product. Using the product with load applied on the connector / lead wire might cause terminal wobble or contact failures.
3. ON / OFF signal reading (For DC ratings)
Shall be considered when designing circuit and software as follows.

(1) Setting of thresh voltage

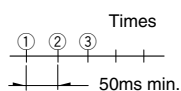
A 4V or larger voltage difference between switch ON and OFF is recommended. Thresh voltage should be set to the center.



(2) ON / OFF signal reading

ON / OFF signal reading intervals should be at a minimum of 50ms with at least 3 repetitions.











Reading of micro-computer



4. Verify the performance under actual product conditions before use.

Power Switches

List of Varieties

Type		Push			Rocker		
Series		SDKR	SDDH	SDKN	SDDJE ※ 1 ※ 2	SDDJF ※ 1 ※ 2	
Photo							
Rating		0.5A 250V AC 1A 125V AC 10mA 5V DC	Rating (max.): 4.5A 12V DC (Lamp load: 27W×2) Rating (min.): 10mA 12V DC (Resistive load)	0.25A 250V AC 0.5A 125V AC 5mA 5V DC	10AGP 250V AC 6A / 96A 250V~	16AGP 250V AC 16 (6) / 250~	
Operating life		100,000cycles	100,000 cycles	5,200cycles	10,000cycles		
		0.5A 250V AC		0.25A 250V AC	10A 250V AC	16A 250V AC	
Travel (mm)		1.5	3.7	$\frac{9}{9.7}$	3.4	5.2	
Features		Water-proof type With signal circuit	Water-proof (IP68 rating)	—	—	—	
Operating temperature range		-10°C to +85°C	-15°C to +80°C	-20°C to +60°C	-10°C to +55°C		
Automotive use		—	●	—	—	—	
Life cycle (availability)							
Electrical performance	Contact resistance	100mΩ max. (AC switch) 500mΩ max. (DC switch)	500mΩ max.	100mΩ max.	100mΩ max.		
	Insulation resistance	500MΩ min. 500V DC (AC switch) 100MΩ min. 100V DC (DC switch)	10MΩ min. 500V DC	100MΩ min. 500V DC	500MΩ min. 500V DC		
	Voltage proof	1000V AC for 1minute (AC switch) 100V AC for 1minute (DC switch)	500V AC for 1minute	600V AC for 1minute	2,000V AC for 1minute		
Mechanical performance	Terminal strength	5N for 1minute	Slider pull-out strength: 100N min.	50N for 1minute	50N for 1minute (Lead terminal) 5N for 1minute (Right-angle terminal)	60N for 1minute (Lead terminal) 10N for 1minute (Right-angle terminal)	
	Actuator strength	Operating direction	100N	—	20N	25N	
		Perpendicular direction	20N	—	30N	25N	
Environmental performance	Cold	-20°C 240h	-15°C 96h	-30°C 192h	-20°C 96h		
	Dry heat	85°C 240h	80°C 96h	70°C 192h	85°C 96h		
	Damp heat	60°C, 90 to 95%RH 1000h	40°C, 90 to 95%RH 96h	40°C, 90 to 95%RH 192h	40°C, 90 to 95%RH 96h		
Page		152	153	154	156	160	

Power Switches Soldering Conditions	168
Power Switches Cautions	168
Power Switches Safety Standard	168

Notes

- ※ 1. Dip soldering can be used on SDDJE for PC board terminal and SDDJF right angle terminal types only.
- ※ 2. The operating temperature range can be raised upon request. Please contact us for details.
- Indicates applicability to all products in the series.

Данный компонент на территории Российской Федерации

Вы можете приобрести в компании MosChip.

Для оперативного оформления запроса Вам необходимо перейти по данной ссылке:

<http://moschip.ru/get-element>

Вы можете разместить у нас заказ для любого Вашего проекта, будь то серийное производство или разработка единичного прибора.

В нашем ассортименте представлены ведущие мировые производители активных и пассивных электронных компонентов.

Нашей специализацией является поставка электронной компонентной базы двойного назначения, продукции таких производителей как XILINX, Intel (ex.ALTERA), Vicor, Microchip, Texas Instruments, Analog Devices, Mini-Circuits, Amphenol, Glenair.

Сотрудничество с глобальными дистрибьюторами электронных компонентов, предоставляет возможность заказывать и получать с международных складов практически любой перечень компонентов в оптимальные для Вас сроки.

На всех этапах разработки и производства наши партнеры могут получить квалифицированную поддержку опытных инженеров.

Система менеджмента качества компании отвечает требованиям в соответствии с ГОСТ Р ИСО 9001, ГОСТ РВ 0015-002 и ЭС РД 009

Офис по работе с юридическими лицами:

105318, г.Москва, ул.Щербаковская д.3, офис 1107, 1118, ДЦ «Щербаковский»

Телефон: +7 495 668-12-70 (многоканальный)

Факс: +7 495 668-12-70 (доб.304)

E-mail: info@moschip.ru

Skype отдела продаж:

moschip.ru

moschip.ru_4

moschip.ru_6

moschip.ru_9