



Wideband Transformers



- Surface mount and through hole versions
- 500 V interwinding isolation, 1/4 Watt RF input power
- 250 mA max current rating.
- For a smaller package size, see our WBC Series

Core material Ferrite

Terminations RoHS compliant matte tin over nickel over phos bronze. Other terminations available at additional cost.

Weight 0.38 – 0.40 g

Ambient temperature –40°C to +85°C

Storage temperature Component: –40°C to +85°C.

Tape and reel or tube packaging: –40°C to +80°C

Resistance to soldering heat Max three 40 second reflows at +260°C, parts cooled to room temperature between cycles

Moisture Sensitivity Level (MSL) 1 (unlimited floor life at <30°C / 85% relative humidity)

Failures in Time (FIT) / Mean Time Between Failures (MTBF)

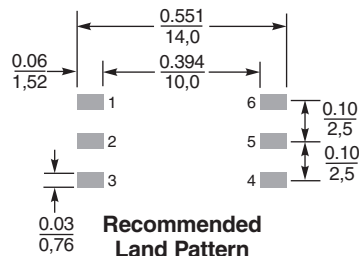
60 per billion hours / 16,666,667 hours, calculated per Telcordia SR-332

Packaging (SM version): 500 per 13" reel;

Plastic tape: 24 mm wide, 0.42 mm thick, 20 mm pocket spacing, 6.6 mm pocket depth; (TH version): 54 per tube

PCB washing Tested with pure water or alcohol only. For other solvents, see Doc787_PCB_Washing.pdf.

Dimensions – surface mount parts



Dimensions are in $\frac{\text{inches}}{\text{mm}}$

Dimensions – through hole parts



Dimensions are in $\frac{\text{inches}}{\text{mm}}$

Recommended Board Layout



Wideband Transformers

| Schematic | Part number | | Impedance ratio ² pri:sec | Bandwidth (MHz) | Insertion loss max (dB) | Pri (pins 4-6) | | Sec (pins 1-3) | | DC imbalance ⁵ max (mA) |
|------------|-----------------|-----------|---|-----------------|-------------------------|-------------------------|-----------------------------|-------------------------|-----------------------------|---------------------------------------|
| | SM ¹ | TH | | | | L min ³ (μH) | DCR max ⁴ (mOhm) | L min ³ (μH) | DCR max ⁴ (mOhm) | |
| | WB1-1SL_ | WB1-1L | 1:1 | 0.150–500 | 0.70 | 27 | 75 | 27 | 75 | — |
| | WB1-6SL_ | WB1-6L | 1:1 | 0.100–350 | 0.50 | 25 | 100 | 25 | 100 | — |
| | WB1.18-3SL_ | WB1.18-3L | 1:1.18 | 0.040–300 | 0.50 | 90 | 300 | 108 | 330 | — |
| | WB1.5-6SL_ | WB1.5-6L | 1:1.5 | 0.050–325 | 0.26 | 56 | 120 | 84 | 150 | — |
| | WB2-1-2WSL_ | WB2-1-2WL | 1:2 | 0.080–700 | 1.00 | 38 | 100 | 75 | 150 | — |
| | WB2.5-6SL_ | WB2.5-6L | 1:2.5 | 0.080–225 | 0.26 | 30 | 100 | 75 | 130 | — |
| | WB4-6SL_ | WB4-6L | 1:4 | 0.100–125 | 0.50 | 25 | 100 | 100 | 200 | — |
| | WB9-1SL_ | WB9-1L | 1:9 | 0.125–125 | 0.57 | 25 | 100 | 225 | 250 | — |
| | WB16-1SL_ | WB16-1L | 1:16 | 0.050–100 | 0.60 | 56 | 75 | 896 | 330 | — |
| | WB36-1SL_ | WB36-1L | 1:36 | 0.100–45 | 0.50 | 25 | 50 | 900 | 180 | — |
| | WB1-1TSL_ | WB1-1TL | 1:1 | 0.100–375 | 0.51 | 25 | 100 | 25 | 100 | 30 |
| | WB1-6TSL_ | WB1-6TL | 1:1 | 0.050–200 | 0.20 | 70 | 150 | 70 | 150 | 18 |
| | WB2-1TSL_ | WB2-1TL | 1:2 | 0.070–400 | 1.00 | 38 | 100 | 75 | 150 | 29 |
| | WB2.5-6TSL_ | WB2.5-6TL | 1:2.5 | 0.050–125 | 0.28 | 56 | 120 | 140 | 200 | 13 |
| | WB3-1TSL_ | WB3-1TL | 1:3 | 0.040–500 | 0.40 | 96 | 110 | 270 | 200 | 4.0 |
| | WB4-1HSL_ | WB4-1HL | 1:4 | 0.100–500 | 0.50 | 25 | 120 | 100 | 160 | 15 |
| | WB4-6TSL_ | WB4-6TL | 1:4 | 0.050–200 | 0.50 | 43 | 120 | 172 | 160 | 5.0 |
| | WB5-1TSL_ | WB5-1TL | 1:5 | 0.050–400 | 0.30 | 48 | 220 | 240 | 500 | 13 |
| | WB8-1TSL_ | WB8-1TL | 1:8 | 0.150–400 | 0.76 | 18 | 100 | 144 | 270 | 17 |
| | WB13-1TSL_ | WB13-1TL | 1:13 | 0.150–125 | 0.72 | 17 | 90 | 221 | 200 | 10 |
| WB16-6TSL_ | WB16-6TL | 1:16 | 0.050–100 | 0.60 | 56 | 75 | 896 | 330 | 25 | |
| | WBT1-6SL_ | WBT1-6L | 1:1 | 0.040–200 | 0.25 | 70 | 150 | 70 | 150 | 19 |
| | WBT1.5-1SL_ | WBT1.5-1L | 1:1.5 | 0.040–350 | 0.30 | 60 | 150 | 90 | 180 | 19 |
| | WBT2.5-6SL_ | WBT2.5-6L | 1:2.5 | 0.050–100 | 0.26 | 70 | 150 | 175 | 200 | 11 |
| | WBT4-1SL_ | WBT4-1L | 1:3 | 0.040–150 | 0.26 | 45 | 120 | 135 | 160 | 13 |
| | WBT4-1ASL_ | WBT4-1AL | 1:4 | 0.040–350 | 0.40 | 96 | 110 | 384 | 220 | 3.5 |
| | WBT16-1SL_ | WBT16-1L | 1:16 | 0.100–100 | 0.50 | 25 | 100 | 400 | 300 | 7.5 |
| WBT25-1SL_ | WBT25-1L | 1:25 | 0.100–65 | 0.50 | 25 | 100 | 625 | 350 | 6.0 | |

1. When ordering, please specify **packaging** code:

WB25-1SLD

Packaging: **D** = 13" machine-ready reel. EIA-481 embossed plastic tape (500 parts per full reel).

B = Less than full reel. In tape, but not machine ready.

To have a leader and trailer added (\$25 charge), use code letter D instead.

- Impedance ratio is for the full primary winding to the full secondary winding.
 - Inductance measured at 100 kHz, 0.1 V, 0 Adc on an Agilent/HP 4192 or equivalent.
 - DCR measured on a micro-ohmmeter.
 - DC imbalance is the maximum difference in current measured at pins 1 and 3 with the source at pin 2. Inductance drop is 15% at max imbalance.
 - Electrical specifications at 25°C. Measurements are referenced to 50 Ohms.
- Refer to Doc 362 "Soldering Surface Mount Components" before soldering.



www.coilcraft.com

US +1-847-639-6400 sales@coilcraft.com
UK +44-1236-730595 sales@coilcraft-europe.com
Taiwan +886-2-2264 3646 sales@coilcraft.com.tw
China +86-21-6218 8074 sales@coilcraft.com.cn
Singapore + 65-6484 8412 sales@coilcraft.com.sg

Document 425-2 Revised 04/27/12

© Coilcraft Inc. 2013

This product may not be used in medical or high risk applications without prior Coilcraft approval. Specification subject to change without notice. Please check web site for latest information.



Transformers with no center taps



Attenuation measured on a network analyzer (re: 50 Ohms)



Transformers with secondary center tap



Attenuation measured on a network analyzer (re: 50 Ohms)

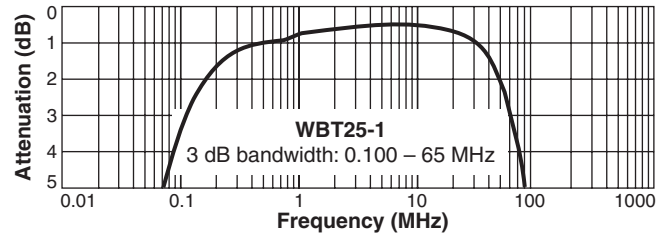
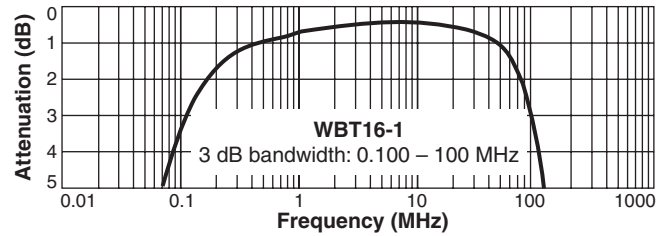
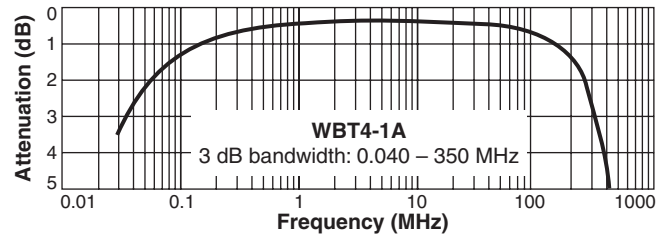


US +1-847-639-6400 sales@coilcraft.com
UK +44-1236-730595 sales@coilcraft-europe.com
Taiwan +886-2-2264 3646 sales@coilcraft.com.tw
China +86-21-6218 8074 sales@coilcraft.com.cn
Singapore + 65-6484 8412 sales@coilcraft.com.sg

Document 425-4 Revised 04/27/12
 © Coilcraft Inc. 2013
 This product may not be used in medical or high risk applications without prior Coilcraft approval. Specification subject to change without notice. Please check web site for latest information.



Transformers with primary and secondary center taps



Attenuation measured on a network analyzer (re: 50 Ohms)



www.coilcraft.com

US +1-847-639-6400 sales@coilcraft.com
UK +44-1236-730595 sales@coilcraft-europe.com
Taiwan +886-2-2264 3646 sales@coilcraft.com.tw
China +86-21-6218 8074 sales@coilcraft.com.cn
Singapore +65-6484 8412 sales@coilcraft.com.sg

Document 425-5 Revised 04/27/12

© Coilcraft Inc. 2013

This product may not be used in medical or high risk applications without prior Coilcraft approval. Specification subject to change without notice. Please check web site for latest information.

Данный компонент на территории Российской Федерации

Вы можете приобрести в компании MosChip.

Для оперативного оформления запроса Вам необходимо перейти по данной ссылке:

<http://moschip.ru/get-element>

Вы можете разместить у нас заказ для любого Вашего проекта, будь то серийное производство или разработка единичного прибора.

В нашем ассортименте представлены ведущие мировые производители активных и пассивных электронных компонентов.

Нашей специализацией является поставка электронной компонентной базы двойного назначения, продукции таких производителей как XILINX, Intel (ex.ALTERA), Vicor, Microchip, Texas Instruments, Analog Devices, Mini-Circuits, Amphenol, Glenair.

Сотрудничество с глобальными дистрибьюторами электронных компонентов, предоставляет возможность заказывать и получать с международных складов практически любой перечень компонентов в оптимальные для Вас сроки.

На всех этапах разработки и производства наши партнеры могут получить квалифицированную поддержку опытных инженеров.

Система менеджмента качества компании отвечает требованиям в соответствии с ГОСТ Р ИСО 9001, ГОСТ РВ 0015-002 и ЭС РД 009

Офис по работе с юридическими лицами:

105318, г.Москва, ул.Щербаковская д.3, офис 1107, 1118, ДЦ «Щербаковский»

Телефон: +7 495 668-12-70 (многоканальный)

Факс: +7 495 668-12-70 (доб.304)

E-mail: info@moschip.ru

Skype отдела продаж:

moschip.ru

moschip.ru_4

moschip.ru_6

moschip.ru_9