

370-002 Submersible Cable Sealing Backshell with Strain Relief Low Profile - Direct Coupling

CONNECTOR DESIGNATORS **A-B*-C-D-E-F** **G-H-J-K-L-S**

* Conn. Desig. B See Note 5
**DIRECT
COUPLING**



**STYLE 2
(STRAIGHT
See Note 1)**



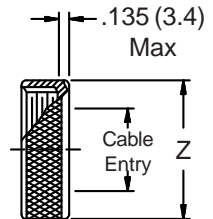
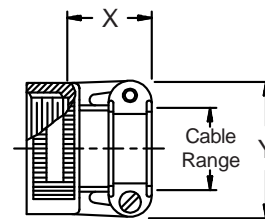
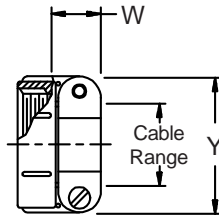
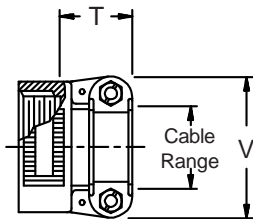
**STYLE H
Heavy Duty
(Table X)**



**STYLE A
Medium Duty
(Table XI)**

**STYLE M
Medium Duty
(Table XI)**

**STYLE D
Medium Duty
(Table XI)**



370-002
Submersible Cable Sealing Backshell
with Strain Relief
Low Profile - Direct Coupling



TABLE III: FRONT ADAPTER

| Shell Size | J Max - Conn. Designator | | |
|------------|--------------------------|--------------|--------------|
| | A-E-F | | |
| | J-H-L-S | D-B-G-K | C |
| 08/09 | 1.180 (30.0) | 1.440 (36.6) | |
| 10/11 | 1.180 (30.0) | 1.440 (36.6) | |
| 12/13 | 1.180 (30.0) | 1.440 (36.6) | 1.735 (44.1) |
| 14/15 | 1.180 (30.0) | 1.440 (36.6) | 1.915 (48.6) |
| 16/17 | 1.380 (35.0) | 1.560 (39.6) | 1.915 (48.6) |
| 18/19 | 1.380 (35.0) | 1.560 (39.6) | 1.915 (48.6) |
| 20/21 | 1.380 (35.0) | 1.560 (39.6) | 1.915 (48.6) |
| 22/23 | 1.380 (35.0) | 1.560 (39.6) | 1.915 (48.6) |
| 24/25 | 1.380 (35.0) | 1.560 (39.6) | 1.915 (48.6) |
| 28/29 | 1.610 (40.9) | 1.560 (39.6) | 1.915 (48.6) |
| 32/33 | 1.610 (40.9) | 1.750 (44.5) | 1.915 (48.6) |
| 36 | 1.610 (40.9) | 1.750 (44.5) | 1.915 (48.6) |
| 40 | 1.610 (40.9) | 2.190 (55.6) | 1.915 (48.6) |

See inside back cover fold-out or pages 13 and 14 for unabridged Tables I and II.

TABLE IV: ELBOW DIMENSIONS

| Elbow Size | E Max | F Max | G Max | H Max |
|------------|--------------|--------------|--------------|--------------|
| 04 | .567 (14.4) | 1.399 (35.5) | .636 (16.2) | 1.412 (35.9) |
| 06 | .630 (16.0) | 1.462 (37.1) | .710 (18.0) | 1.532 (38.9) |
| 08 | .692 (17.6) | 1.524 (38.7) | .731 (18.6) | 1.552 (39.4) |
| 10 | .755 (19.2) | 1.957 (49.7) | .825 (21.0) | 1.962 (49.8) |
| 12 | .848 (21.5) | 2.067 (52.5) | .988 (25.1) | 2.052 (52.1) |
| 16 | 1.036 (26.3) | 2.254 (57.3) | 1.087 (27.6) | 2.227 (56.6) |
| 20 | 1.130 (28.7) | 2.463 (62.6) | 1.325 (33.7) | 2.395 (60.8) |
| 24 | 1.255 (31.9) | 2.503 (63.6) | 1.337 (34.0) | 2.548 (64.7) |
| 28 | 1.317 (33.5) | 2.598 (66.0) | 1.827 (46.4) | 2.798 (71.1) |
| 32 | 1.348 (34.2) | 2.813 (71.5) | 2.027 (51.5) | 2.818 (71.6) |

TABLE X: CABLE ENTRY

| Dash No. | T Max | V Max | Cable Range | |
|----------|--------------|--------------|--------------|--------------|
| | | | Min | Max |
| 04 | .780 (19.8) | .957 (24.3) | .125 (3.2) | .312 (7.9) |
| 06 | .780 (19.8) | 1.145 (29.1) | .250 (6.4) | .437 (11.1) |
| 08 | .780 (19.8) | 1.332 (33.8) | .387 (9.8) | .562 (14.3) |
| 10 | .780 (19.8) | 1.332 (33.8) | .350 (8.9) | .625 (15.9) |
| 12 | .811 (20.6) | 1.551 (39.4) | .500 (12.7) | .750 (19.1) |
| 16 | .905 (23.0) | 1.770 (45.0) | .625 (15.9) | .937 (23.8) |
| 20 | 1.092 (27.7) | 2.113 (53.7) | .875 (22.2) | 1.250 (31.8) |
| 24 | 1.124 (28.5) | 2.363 (60.0) | 1.000 (25.4) | 1.375 (34.9) |
| 28 | 1.399 (35.5) | 2.770 (70.4) | 1.250 (31.8) | 1.625 (41.3) |
| 32 | 1.399 (35.5) | 3.020 (76.7) | 1.437 (36.5) | 1.875 (47.6) |

TABLE II: STANDARD FINISHES

| GLENNAIR SYMBOL | FINISH |
|-----------------|---|
| B | Cadmium Plate, Olive Drab |
| C | Anodize, Black |
| G | Hard Coat, Anodic |
| M | Electroless Nickel |
| NF | Cadmium Plate, Olive Drab Over Electroless Nickel |

- When maximum cable entry (page 22) is exceeded, Style 2 will be supplied. (Function S only.)
- Metric dimensions (mm) are indicated in parentheses.
- Cable range is defined as the accommodations range for the wire bundle or

cable. Dimensions shown are not intended for inspection criteria.

- Consult factory for shorter lengths on straight backshells.
- When using Connector Designator B refer to pages 18 and 19 for part number development.

TABLE XI: CABLE ENTRY

| Dash No. | W Max | X Max | Y Max | Z Max | Cable Range | |
|----------|--------------|--------------|--------------|--------------|--------------|--------------|
| | | | | | Min** | Max |
| 03* | .437 (11.1) | .760 (19.3) | .843 (21.4) | .630 (16.0) | .156 (4.0) | .250 (6.4) |
| 04* | .437 (11.1) | .760 (19.3) | .906 (23.0) | .755 (19.2) | .188 (4.8) | .312 (7.9) |
| 06* | .500 (12.7) | .760 (19.3) | 1.093 (27.8) | .942 (23.9) | .281 (7.1) | .438 (11.1) |
| 08 | .563 (14.3) | .760 (19.3) | 1.187 (30.1) | 1.067 (27.1) | .387 (9.8) | .562 (14.3) |
| 10 | .563 (14.3) | .760 (19.3) | 1.281 (32.5) | 1.192 (30.3) | .375 (9.5) | .625 (15.9) |
| 12 | .563 (14.3) | .760 (19.3) | 1.500 (38.1) | 1.380 (35.1) | .438 (11.1) | .750 (19.1) |
| 16 | .656 (16.7) | 1.073 (27.3) | 1.719 (43.7) | 1.535 (39.0) | .625 (15.9) | .938 (23.8) |
| 20 | .656 (16.7) | 1.323 (33.6) | 2.062 (52.4) | 1.848 (46.9) | .875 (22.2) | 1.250 (31.8) |
| 24 | .656 (16.7) | 1.323 (33.6) | 2.312 (58.7) | 2.255 (57.3) | 1.000 (25.4) | 1.375 (34.9) |
| 28 | 1.188 (30.2) | 1.572 (39.9) | 2.719 (69.1) | 2.505 (63.6) | 1.250 (31.8) | 1.625 (41.3) |
| 32* | 1.187 (30.1) | 1.572 (39.9) | 2.969 (75.4) | 2.755 (70.0) | 1.437 (36.5) | 1.875 (47.6) |
| 40* | 1.125 (28.6) | 1.572 (39.9) | 3.531 (89.7) | 3.255 (82.7) | 1.875 (47.6) | 2.375 (60.3) |

* Not available in Style M clamp.

** Not Applicable Style D

Данный компонент на территории Российской Федерации

Вы можете приобрести в компании MosChip.

Для оперативного оформления запроса Вам необходимо перейти по данной ссылке:

<http://moschip.ru/get-element>

Вы можете разместить у нас заказ для любого Вашего проекта, будь то серийное производство или разработка единичного прибора.

В нашем ассортименте представлены ведущие мировые производители активных и пассивных электронных компонентов.

Нашей специализацией является поставка электронной компонентной базы двойного назначения, продукции таких производителей как XILINX, Intel (ex.ALTERA), Vicor, Microchip, Texas Instruments, Analog Devices, Mini-Circuits, Amphenol, Glenair.

Сотрудничество с глобальными дистрибьюторами электронных компонентов, предоставляет возможность заказывать и получать с международных складов практически любой перечень компонентов в оптимальные для Вас сроки.

На всех этапах разработки и производства наши партнеры могут получить квалифицированную поддержку опытных инженеров.

Система менеджмента качества компании отвечает требованиям в соответствии с ГОСТ Р ИСО 9001, ГОСТ РВ 0015-002 и ЭС РД 009

Офис по работе с юридическими лицами:

105318, г.Москва, ул.Щербаковская д.3, офис 1107, 1118, ДЦ «Щербаковский»

Телефон: +7 495 668-12-70 (многоканальный)

Факс: +7 495 668-12-70 (доб.304)

E-mail: info@moschip.ru

Skype отдела продаж:

moschip.ru

moschip.ru_4

moschip.ru_6

moschip.ru_9