

SERIES 60AR Rugged and Sealed Joystick

FEATURES

- Three-in-One Joystick, Optical Encoder and Pushbutton
- Shaft and panel sealed to IP67 against liquids and particulates
- Choices of knobs, cable length and termination
- Customized solutions available

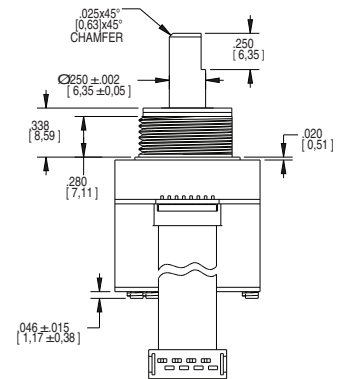
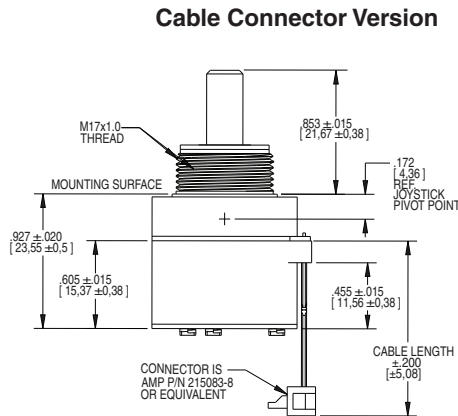
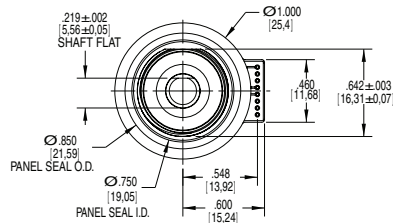
APPLICATIONS

- Aerospace
- Military vehicles and devices
- Mobile electronics for outdoor use



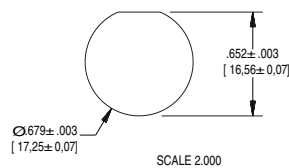
DIMENSIONS in inches (and millimeters)

Unless otherwise specified, standard tolerance are:
 Linear ± .025
 Diameter ± .010
 Angle ± 2.0°

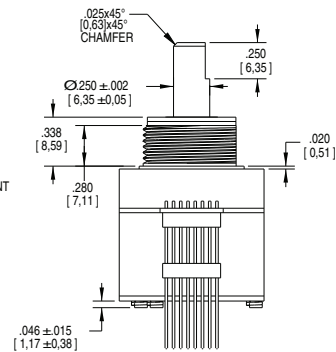
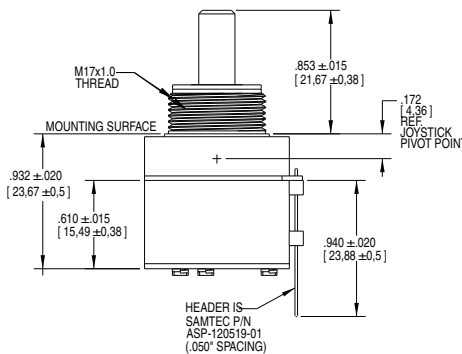


PANEL SEAL GASKET NOT SHOWN TO ILLUSTRATE MOUNTING SURFACE

Recommended Panel Cut Out

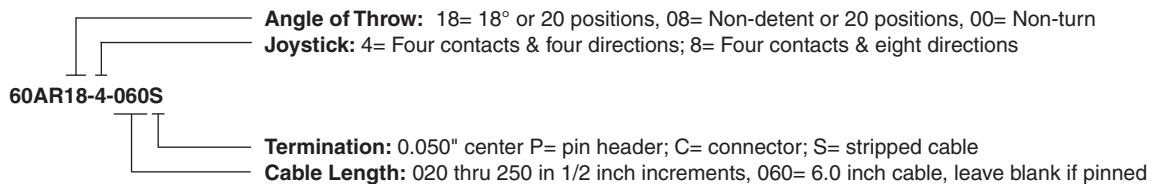


Pin Version



PANEL SEAL GASKET NOT SHOWN IN LOWER VIEWS TO ILLUSTRATE MOUNTING SURFACE

ORDERING INFORMATION



For prices and custom configurations, contact a local sales office, an authorized distributor, or Grayhill's sales department.

Optical and Mechanical Encoders

JOYSTICK OPERATION + ENCODER WAVEFORM AND TRUTH TABLE Standard Quadrature 2-Bit Code

SWITCH SCHEMATIC

* EXTERNAL PULL-UP RESISTORS REQUIRED FOR OPERATION (2.2k Ω).

JOYSTICK POSITION DIAGRAM
* INDICATES DIRECTION OF D-FLAT ON BUSHING

ENCODER WAVEFORM (C.W. ROTATION)

ENCODER TRUTH TABLE (C.W. ROTATION)

POSITION	OUTPUT A	OUTPUT B
#1	○	○
#2	○	○
#3	○	○
#4	○	○

○ INDICATES LOGIC-HIGH
○ INDICATES LOGIC-LOW
CODE REPEATS EVERY FOUR POSITIONS

JOYSTICK TRUTH TABLE

POSITION	X OUTPUT	Y OUTPUT
1	2.5	HIGH
2	HIGH	HIGH
3	HIGH	2.5
4	HIGH	LOW
5	2.5	LOW
6	LOW	LOW
7	LOW	2.5
8	LOW	HIGH
9	2.5	2.5

SPECIFICATIONS

Environmental Specifications

- Operating Temperature Range:** -40°C to 85°C
- Storage Temperature Range:** -40°C to 100°C
- Humidity:** 96 hours at 90-95% humidity at 40°C
- Mechanical Vibration:** Harmonic motion with amplitude of 15g, within a varied 10 to 2000 Hz frequency for 12 hours
- Mechanical shock:**
 - Test 1: 100g for 6Ms half sine wave with velocity change of 12.3 ft/s.
 - Test 2: 100g for 6 Ms sawtooth wave with velocity change of 9.7 ft/s.
- Shaft and panel Seal:** IP67, 1 meter submersion for 30 minutes

Joystick Electrical & Mechanical Specifications

- Supply Current:** 5 Ma, maximum
- Output Code:** 2-bit
- Logic Output Characteristics:** Neutral Position: 2.5±0.5 Vdc, High-state Position: >4.5 Vdc, Low-state Position: <0.5 Vdc
- Mechanical Life (Joystick):** 500k actuations, minimum in each direction
- Actuation Force (Joystick):** 1500±300g (X&Y directions only)
- Angle of Throw:** 3.5°+2/1° (X&Y directions only, at electrical contact)

Pushbutton Electrical & Mechanical Specifications

- Rating:** 10 Ma at 5 Vdc, resistive
- Contact Resistance:** Less than 10 Ω
- Contact Bounce:** <4 Ms make, <10 Ms break
- Mechanical Life (Pushbutton):** 1 million actuations, minimum
- Actuation Force (Pushbutton):** 1600±400g
- Pushbutton Travel:** .015±.005 in

Rotary Electrical & Mechanical Specifications

- Operating Voltage:** 5.00±25 Vdc
- Supply Current:** 20 Ma, maximum at 5 Vdc
- Minimum Sink Current:** 2.0 Ma for 5 Vdc
- Output:** Open collector phototransistor, external pull-up resistors are required
- Output Code:** 2-bit quadrature, channel "A" leads channel "B" by 90° electrically during clockwise rotation of the shaft
- Logic Output Characteristics:** Logic-high shall be no less than 3.5 Vdc, Logic-low shall be no greater than 1.0 Vdc
- Optical Rise Time:** 30 μs, maximum
- Optical Fall Time:** 30 μs, maximum
- Mechanical Life (Rotational):** 1 million cycles, minimum (1 cycle is a rotation through all positions and a full return)
- Average Rotational Torque:** 8.0±30% in-oz, initial
- Shaft Push-out Force:** 60 lbs, minimum before failure
- Shaft Side-load Force:** 25 lbs, minimum before failure
- Terminal Strength:** 15 lbs pull-out force, minimum for cable or header termination
- Solderability:** 95% free of pin holes or voids
- Maximum Rotational Speed:** 100 Rpm
- Mounting Torque:** 15 in-lbs maximum

Specifications are subject to change

Данный компонент на территории Российской Федерации

Вы можете приобрести в компании MosChip.

Для оперативного оформления запроса Вам необходимо перейти по данной ссылке:

<http://moschip.ru/get-element>

Вы можете разместить у нас заказ для любого Вашего проекта, будь то серийное производство или разработка единичного прибора.

В нашем ассортименте представлены ведущие мировые производители активных и пассивных электронных компонентов.

Нашей специализацией является поставка электронной компонентной базы двойного назначения, продукции таких производителей как XILINX, Intel (ex.ALTERA), Vicor, Microchip, Texas Instruments, Analog Devices, Mini-Circuits, Amphenol, Glenair.

Сотрудничество с глобальными дистрибьюторами электронных компонентов, предоставляет возможность заказывать и получать с международных складов практически любой перечень компонентов в оптимальные для Вас сроки.

На всех этапах разработки и производства наши партнеры могут получить квалифицированную поддержку опытных инженеров.

Система менеджмента качества компании отвечает требованиям в соответствии с ГОСТ Р ИСО 9001, ГОСТ РВ 0015-002 и ЭС РД 009

Офис по работе с юридическими лицами:

105318, г.Москва, ул.Щербаковская д.3, офис 1107, 1118, ДЦ «Щербаковский»

Телефон: +7 495 668-12-70 (многоканальный)

Факс: +7 495 668-12-70 (доб.304)

E-mail: info@moschip.ru

Skype отдела продаж:

moschip.ru

moschip.ru_4

moschip.ru_6

moschip.ru_9