

# ZXT953K

---

## 100V PNP LOW SATURATION MEDIUM POWER TRANSISTOR IN D-PAK

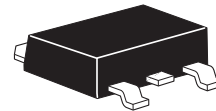
---

### SUMMARY

$BV_{CEO} = -100V$  ;  $R_{SAT} = 67m\Omega$ ;  $I_C = -5A$

### DESCRIPTION

Packaged in the D-Pak outline this high current high performance 100V PNP transistor offers low on state losses making it ideal for use in DC-DC circuits and various driving and power management functions.



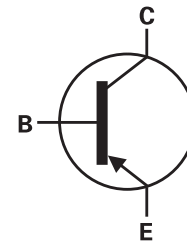
DPAK

### FEATURES

- 5 amps continuous current
- Up to 10 amps peak current
- Low equivalent on resistance
- Low saturation voltages

### APPLICATIONS

- DC - DC converters
- DC - DC modules
- Power switches
- Motor control
- Automotive circuits
- Inverter circuits



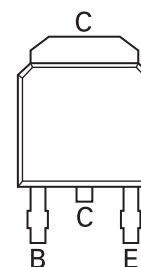
### ORDERING INFORMATION

DEVICE	REEL SIZE	TAPE WIDTH	QUANTITY PER REEL
ZXT953KTC	13"	16mm	2500 units

### DEVICE MARKING

- ZXT953

### PINOUT



TOP VIEW

# ZXT953K

## ABSOLUTE MAXIMUM RATINGS

PARAMETER	SYMBOL	LIMIT	UNIT
Collector-base voltage	$BV_{CBO}$	-140	V
Collector-base voltage	$BV_{CER}$	-140	V
Collector-emitter voltage	$BV_{CEO}$	-100	V
Emitter-base voltage	$BV_{EBO}$	-7	V
Peak pulse current	$I_{CM}$	-10	A
Continuous collector current <sup>(b)</sup>	$I_C$	-5	A
Base current	$I_B$	-0.5	A
Power dissipation at $T_A = 25^\circ\text{C}$ <sup>(a)</sup>	$P_D$	2.1	W
Linear derating factor		16.8	mW/°C
Power dissipation at $T_A = 25^\circ\text{C}$ <sup>(b)</sup>	$P_D$	3.2	W
Linear derating factor		25.6	mW/°C
Power dissipation at $T_A = 25^\circ\text{C}$ <sup>(c)</sup>	$P_D$	4.2	W
Linear derating factor		33.6	mW/°C
Operating and storage temperature range	$T_j, T_{stg}$	-55 to +150	°C

## THERMAL RESISTANCE

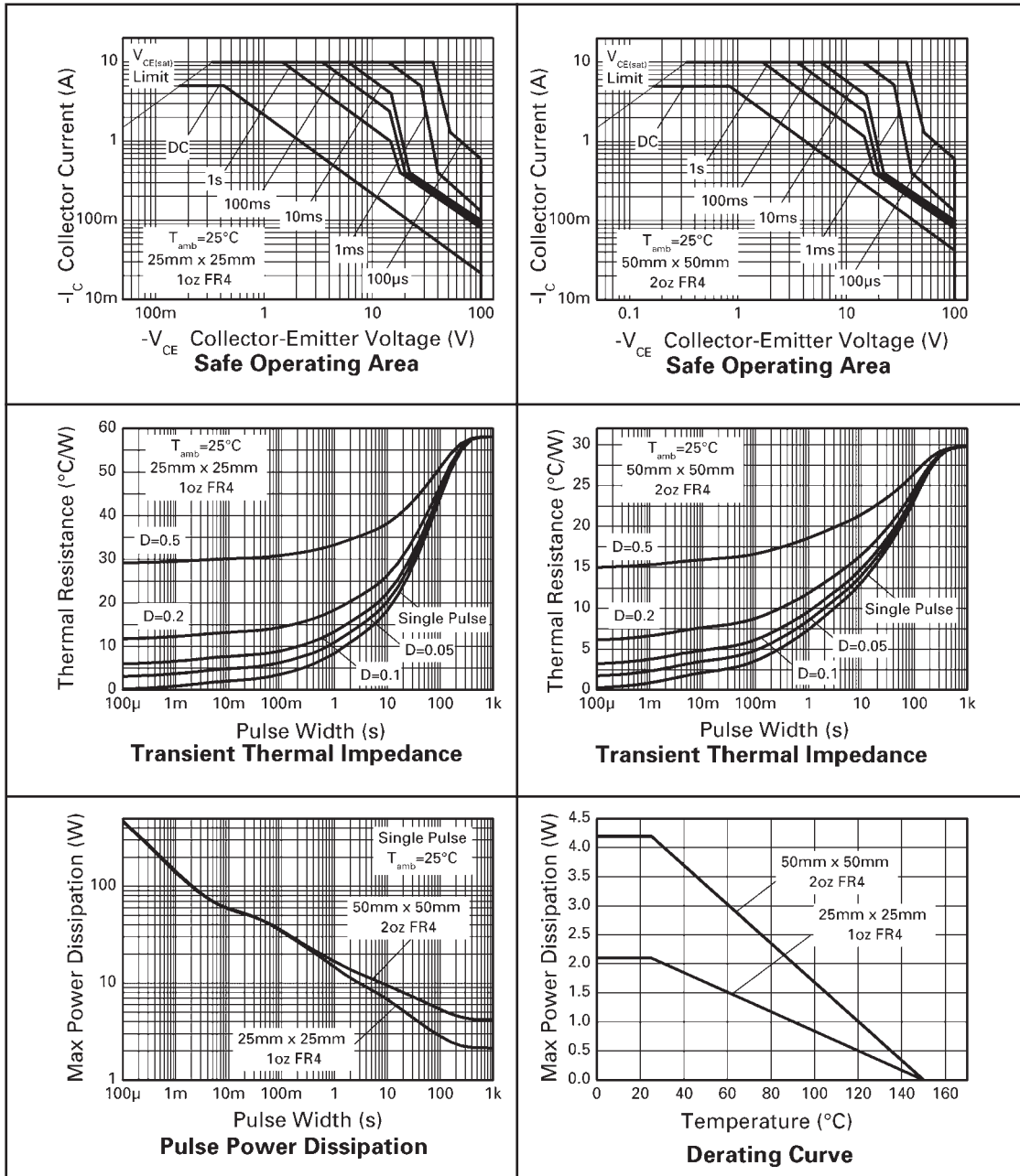
PARAMETER	SYMBOL	VALUE	UNIT
Junction to ambient <sup>(a)</sup>	$R_{\theta JA}$	59	°C/W
Junction to ambient <sup>(b)</sup>	$R_{\theta JA}$	39	°C/W
Junction to ambient <sup>(c)</sup>	$R_{\theta JA}$	30	°C/W

### NOTES

- (a) For a device surface mounted on 25mm x 25mm x 1.6mm FR4 PCB with high coverage of single sided 1oz copper, in still air conditions.  
(b) For a device surface mounted on 50mm x 50mm x 1.6mm FR4 PCB with high coverage of single sided 1oz copper, in still air conditions.  
(c) For a device surface mounted on 50mm x 50mm x 1.6mm FR4 PCB with high coverage of single sided 2oz copper, in still air conditions.

# ZXT953K

## CHARACTERISTICS



# ZXT953K

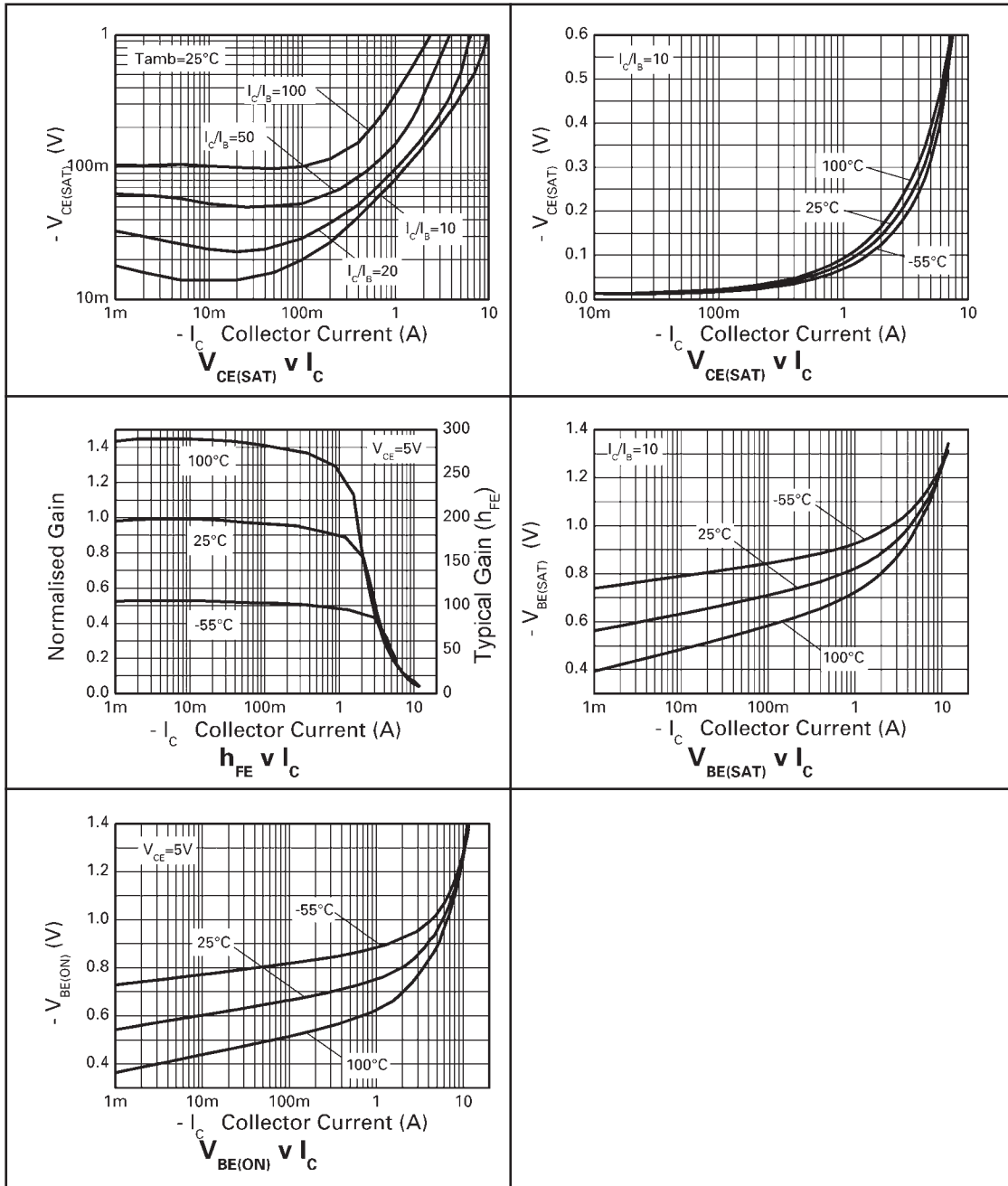
## ELECTRICAL CHARACTERISTICS (at $T_{amb} = 25^{\circ}\text{C}$ unless otherwise stated)

PARAMETER	SYMBOL	MIN.	TYP.	MAX.	UNIT	CONDITIONS
Collector-base breakdown voltage	$BV_{CBO}$	-140	-170		V	$I_C = -100\mu\text{A}$
Collector-emitter breakdown voltage	$BV_{CER}$	-140	-170		V	$I_C = -1\mu\text{A}$ , $R_{BE} = \leq 1\text{k}\Omega$
Collector-emitter breakdown voltage	$BV_{CEO}$	-100	-125		V	$I_C = -10\text{mA}^*$
Emitter-base breakdown voltage	$BV_{EBO}$	-7	-8.1		V	$I_E = -100\mu\text{A}$
Collector cut-off current	$I_{CBO}$		<1	-20	nA	$V_{CB} = -100\text{V}$
Collector cut-off current	$I_{CER}$		<1	-20	nA	$V_{CB} = -100\text{V}$ , $R_{BE} = \leq 1\text{k}\Omega$
Emitter cut-off current	$I_{EBO}$		<1	-10	nA	$V_{EB} = -6\text{V}$
Collector-emitter saturation voltage	$V_{CE(SAT)}$		-20 -80 -140 -335	-30 -100 -175 -390	mV	$I_C = -0.1\text{A}$ , $I_B = -10\text{mA}^*$ $I_C = -1\text{A}$ , $I_B = -100\text{mA}^*$ $I_C = -2\text{A}$ , $I_B = -200\text{mA}^*$ $I_C = -5\text{A}$ , $I_B = -500\text{mA}^*$
Base-emitter saturation voltage	$V_{BE(SAT)}$		-1.01	-1.1	mV	$I_C = -5\text{A}$ , $I_B = -500\text{mA}^*$
Base-emitter turn-on voltage	$V_{BE(ON)}$		-0.94	-1.05	mV	$I_C = -5\text{A}$ , $V_{CE} = -1\text{V}^*$
Static forward current transfer ratio	$h_{FE}$	100 100 50 15	225 200 85 30 15	300		$I_C = -10\text{mA}$ , $V_{CE} = -1\text{V}^*$ $I_C = -1\text{A}$ , $V_{CE} = -1\text{V}^*$ $I_C = -3\text{A}$ , $V_{CE} = -1\text{V}^*$ $I_C = -5\text{A}$ , $V_{CE} = -1\text{V}^*$ $I_C = -10\text{A}$ , $V_{CE} = -1\text{V}^*$
Transition frequency	$f_T$		125		MHz	$I_C = -100\text{mA}$ , $V_{CE} = -10\text{V}$ $f = 50\text{MHz}$
Output capacitance	$C_{OBO}$		65		pF	$V_{CB} = -10\text{V}$ , $f = 1\text{MHz}^*$
Switching times	$t_{ON}$ $t_{OFF}$		110 460		nS nS	$I_C = -2\text{A}$ , $V_{CC} = -10\text{V}$ , $I_{B1} = I_{B2} = -200\text{mA}$

\* Measured under pulsed conditions. Pulse width  $\leq 300\mu\text{s}$ ; duty cycle  $\leq 2\%$ .

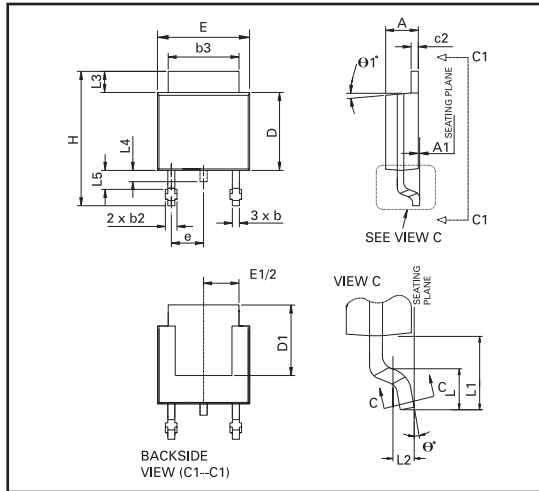
# ZXT953K

## TYPICAL CHARACTERISTICS



# ZXT953K

## PACKAGE OUTLINE



Controlling dimensions are in millimeters. Approximate conversions are given in inches

## PACKAGE DIMENSIONS

DIM	Millimeters		Inches		DIM	Millimeters		Inches	
	Min	Max	Min	Max		Min	Max	Min	Max
A	2.18	2.38	0.086	0.094	e	2.30 BSC		0.090 BSC	
A1	—	0.127	—	0.005	H	9.40	10.41	0.370	0.410
b	0.635	0.89	0.025	0.035	L	1.40	1.78	0.055	0.070
b2	0.762	1.114	0.030	0.045	L1	2.74 REF		0.108 REF	
b3	5.20	5.46	0.205	0.215	L2	0.051 BSC		0.020 BSC	
c	0.457	0.609	0.018	0.024	L3	0.89	1.27	0.035	0.050
c2	0.457	0.584	0.018	0.023	L4	0.635	1.01	0.025	0.040
D	5.97	6.22	0.235	0.245	L5	1.14	1.52	0.045	0.060
D1	5.20	—	0.205	—	$\Theta 1^\circ$	0°	10°	0°	10°
E	6.35	6.73	0.250	0.265	$\Theta^\circ$	0°	15°	0°	15°
E1	4.32	—	0.170	—	—	—	—	—	—

© Zetex plc 2003

### Europe

Zetex plc  
Fields New Road  
Chadderton  
Oldham, OL9 8NP  
United Kingdom  
Telephone (44) 161 622 4444  
Fax: (44) 161 622 4446  
hq@zetex.com

Zetex GmbH  
Streitfeldstraße 19  
D-81673 München  
Germany  
Telefon: (49) 89 45 49 49 0  
Fax: (49) 89 45 49 49 49  
europe.sales@zetex.com

### Americas

Zetex Inc  
700 Veterans Memorial Hwy  
Hauppauge, NY 11788  
USA  
Telephone: (1) 631 360 2222  
Fax: (1) 631 360 8222  
usa.sales@zetex.com

### Asia Pacific

Zetex (Asia) Ltd  
3701-04 Metroplaza Tower 1  
Hing Fong Road  
Kwai Fong  
Hong Kong  
Telephone: (852) 26100 611  
Fax: (852) 24250 494  
asia.sales@zetex.com

These offices are supported by agents and distributors in major countries world-wide.

This publication is issued to provide outline information only which (unless agreed by the Company in writing) may not be used, applied or reproduced for any purpose or form part of any order or contract or be regarded as a representation relating to the products or services concerned. The Company reserves the right to alter without notice the specification, design, price or conditions of supply of any product or service.

For the latest product information, log on to [www.zetex.com](http://www.zetex.com)



ISSUE 1 - DECEMBER 2003

## Данный компонент на территории Российской Федерации

### Вы можете приобрести в компании MosChip.

Для оперативного оформления запроса Вам необходимо перейти по данной ссылке:

<http://moschip.ru/get-element>

Вы можете разместить у нас заказ для любого Вашего проекта, будь то серийное производство или разработка единичного прибора.

В нашем ассортименте представлены ведущие мировые производители активных и пассивных электронных компонентов.

Нашей специализацией является поставка электронной компонентной базы двойного назначения, продукции таких производителей как XILINX, Intel (ex.ALTERA), Vicor, Microchip, Texas Instruments, Analog Devices, Mini-Circuits, Amphenol, Glenair.

Сотрудничество с глобальными дистрибьюторами электронных компонентов, предоставляет возможность заказывать и получать с международных складов практически любой перечень компонентов в оптимальные для Вас сроки.

На всех этапах разработки и производства наши партнеры могут получить квалифицированную поддержку опытных инженеров.

Система менеджмента качества компании отвечает требованиям в соответствии с ГОСТ Р ИСО 9001, ГОСТ РВ 0015-002 и ЭС РД 009

### Офис по работе с юридическими лицами:

105318, г.Москва, ул.Щербаковская д.3, офис 1107, 1118, ДЦ «Щербаковский»

Телефон: +7 495 668-12-70 (многоканальный)

Факс: +7 495 668-12-70 (доб.304)

E-mail: [info@moschip.ru](mailto:info@moschip.ru)

Skype отдела продаж:

moschip.ru

moschip.ru\_4

moschip.ru\_6

moschip.ru\_9